

FLNS
LUXEMBOURGFédération Luxembourgeoise
de Natation et de SauvetageLUXEMBOURG
LET'S MAKE IT HAPPEN21st Luxembourg Euro Meet 2019
Luxembourg, 25th - 27th January 2019

3 - Saturday morning

26.01.2019 - 8:30

Event 11 26.01.2019 - 8:30	Women, 50m Breaststroke sponsored by: Andreasen				2005 and older Results Prelim
Meet Record	30.90	MEILUTYTE Ruta	LTU	Luxembourg	19.01.2013
World Record	29.40	KING Lillia C	USA	Budapest (HUN)	30.07.2017
European Record	29.48	MEILUTYTE Ruta	LTU	Barcelona (ESP)	03.08.2013
Open 18 +: 35.70 / Junior 16 - 17: 37.75 / Youth 14 - 15: 39.00					
Points: FINA 2018					

Rank	YB	Time	Pts
Open			
1.	CARRARO Martina	93 Italian Swimming Federation	31.29 829 A
2.	ELENDT Anna	01 Hessischer Schwimm-Verband	31.49 813 A
3.	CASTIGLIONI Arianna	97 Italian Swimming Federation	31.56 808 A
4.	STEIGER Jessica	92 VFL Gladbeck 1921	32.02 774 A
5.	METZ Rosey	01 KNZB-OC	32.27 756 A
	TEDESCHI Sofia	97 Tiro a Volo Nuoto	32.27 756 A
7.	SCARCELLA Ilaria	93 C.C. Aniene	32.81 719 A
8.	RUHNAU Alice	95 SG Essen	32.88 714 A
9.	BLOMSTERBERG Thea	02 Denmark Junior	32.95 710 A
10.	VAN DROFFELAAR Anna	04 KNZB-OC	33.04 704 A
11.	VAN ROON Valerie	98 KNZB	33.14 698 B
12.	PALLESEN Victoria Haahr	02 Denmark Junior	33.61 669 B
13.	JUNG Maike	02 Swimteam Heddos	33.62 668 B
14.	BROEKHOVEN Lana	03 Plymouth Leander SC	33.67 665 B
15.	HERKLE Kim	03 SV Cannstatt 1898 e.V.	33.70 663 B
16.	VETTER Chiara	01 TSG Backnang	33.74 661 B
17.	MEAD Amy	02 Derventio Excel	33.79 658 B
18.	KOEHORST Britta	03 KNZB-OC	33.83 656 B
19.	HUBER Annika	03 VFL Sindelfingen	33.98 647 B
20.	MAZZONI Samanta	01 Polisportiva Comunale Riccione	34.00 646 B
21.	FLETCHER Cira	98 Nova Centurion SC	34.05 643 R
22.	ERHART Samira Svea	99 SC Wiesbaden 1911	34.16 637 ?
	STAUDINGER Sara	99 Schwimmclub Uster Wallisellen	34.16 637 ?
24.	GARO Anna	02 FFN Ouest	34.18 636 R
25.	STAUDINGER Simona	99 Schwimmclub Uster Wallisellen	34.24 633
26.	KRONIGER Anna	00 SV Blau-Weiss Bochum	34.28 630
27.	GAARD Regitze	01 Denmark Senior	34.29 630
28.	PICHLER Nicole	95 ATUS Graz	34.32 628
29.	PILLOKAT Lara	99 VFL Gladbeck 1921	34.37 625
30.	FOGH Laura	03 Aarhus Swim	34.40 624
31.	MUELLER Selina	98 SC Wiesbaden 1911	34.48 619
32.	ENGELS Emelie	01 Plymouth Leander SC	34.49 619
33.	FRANQUINET Ambre	04 Liege Mosan	34.57 615
34.	IMSAND Chloe	03 Cercle des Nageurs de Sion	34.85 600
35.	PELLETIER Alizee	03 FFN Ouest	34.88 598
36.	BUSCH Sanne	01 KNZB-OC	34.89 598
37.	VOGELMANN Joelle	05 SV Nikar Heidelberg	34.91 597
38.	KOOP Marina	00 VFL Gladbeck 1921	34.94 595





Fédération Luxembourgeoise
de Natation et de Sauvetage

21st Luxembourg Euro Meet 2019
Luxembourg, 25th - 27th January 2019



Event 11, Women, 50m Breaststroke, Prelim, Open

Rank		YB		Time	Pts
39.	KNAPPE Finja	05	1. Paderborner SV	34.98	593
40.	ZWIENER Lara	02	SSG Saar Max Ritter	35.01	592
41.	SCHMITZ Paula	04	SG Wago	35.05	590
42.	LIALY Emma	04	Collectif Nouvelle-Aquitaine	35.14	585
43.	VON DEN DRIESCH Jana	04	SSG Saar Max Ritter	35.20	582
44.	MAUTHE Sara	02	TSG Backnang	35.23	581
45.	DAVIES Erin	03	Swim Wales	35.26	579
46.	BARREAU Laure	02	FFN Ouest	35.30	577
47.	MATICIUC Alexandra	04	Plymouth Leander SC	35.37	574
48.	ZWING Katharina	05	SSG Saar Max Ritter	35.40	572
49.	MALTESSON Lina	00	Team West	35.49	568
50.	COPPING Laura	00	Plymouth Leander SC	35.69	558
51.	GIRAUDEAU Melina	03	Biarritz Olympique	35.73	557
52.	GASPARD Marie	05	District Liege Namur Luxembourg	35.74	556
53.	CHENG Cheuk Ying	03	Plymouth Leander SC	35.78	554
54.	MENSAH Joselle	03	Plymouth Leander SC	35.80	553
55.	MUTTI Anna	99	Les Mouettes de Paris	36.03	543 *
56.	WIEDEMANN Hannah	00	SSF Bonn	36.13	538 *
57.	WRIGHT Elizabeth	04	Plymouth Leander SC	36.17	537
58.	SENLIS Juliette	03	FFN Ouest	36.30	531
59.	SITTART Jule	03	TSG Backnang	36.45	524
60.	ALBERS Neele	05	Swimming Club Le Dauphin Ettelbruck	36.63	517
61.	KILDAHL Sarah	04	Aarhus Swim	36.72	513
62.	ZNACHOWSKA Alexandra	03	SG Neuss	36.85	507
63.	MUELLER Jolina	04	SSG Saar Max Ritter	37.02	500
64.	BABINA Marija	04	BJSS Ridzene DSN	37.16	495
65.	SMIRNOVA Anna	05	Youth of Moscow	37.30	489
66.	ANTONOV Veronica	02	SSG Pforzheim	37.35	487
67.	NICKERL Jasmin	03	SSG Pforzheim	37.41	485
68.	HARTMANN Luisa	04	SC Neustadt/Weinstr.	37.45	483
69.	LEONARD Lis	05	Swimming Luxembourg	37.48	482
70.	SALAY Tamara	03	1. Paderborner SV	37.82	469 *
71.	BORGHOFF Charlotte	03	1. Paderborner SV	37.84	469 *
72.	HELMERICH Lena	01	SSG Pforzheim	37.93	465 *
73.	FORSON Kaya	02	Ghana Swimming	38.15	457 *
74.	MANOLARAS Laura	03	TSG Backnang	38.26	453 *
75.	MAISSEN Fiona	04	Swim Team Lucerne	38.72	437
76.	WASSERMAN Elena	01	AS Merano	39.08	425 *
77.	HAAG Nora	04	Swimming Club Redange	39.18	422 *
DSQ	KIETZMANN Jule	01	SG Poseidon Eppelheim		
	<i>G2 - Starting before the starting signal (SW 4.4) (Time: 11:50)</i>				
DNS	SCHNEIDER Malaika	03	Hamburger SC		





Fédération Luxembourgeoise
de Natation et de Sauvetage

LUXEMBOURG

LET'S MAKE IT HAPPEN

21st Luxembourg Euro Meet 2019
Luxembourg, 25th - 27th January 2019

Event 11, Women, 50m Breaststroke, Prelim

Junior

1. BLOMSTERBERG Thea	02	Denmark Junior	32.95	710	A
2. PALLESEN Victoria Haahr	02	Denmark Junior	33.61	669	B
3. JUNG Maike	02	Swimteam Heddos	33.62	668	B
4. BROEKHOVEN Lana	03	Plymouth Leander SC	33.67	665	B
5. HERKLE Kim	03	SV Cannstatt 1898 e.V.	33.70	663	B
6. MEAD Amy	02	Derventio Excel	33.79	658	B
7. KOEHORST Britta	03	KNZB-OC	33.83	656	B
8. HUBER Annika	03	VFL Sindelfingen	33.98	647	B
9. GARO Anna	02	FFN Ouest	34.18	636	R
10. FOGH Laura	03	Aarhus Swim	34.40	624	
11. IMSAND Chloe	03	Cercle des Nageurs de Sion	34.85	600	
12. PELLETIER Alizee	03	FFN Ouest	34.88	598	
13. ZWIENER Lara	02	SSG Saar Max Ritter	35.01	592	
14. MAUTHE Sara	02	TSG Backnang	35.23	581	
15. DAVIES Erin	03	Swim Wales	35.26	579	
16. BARREAU Laure	02	FFN Ouest	35.30	577	
17. GIRAUDEAU Melina	03	Biarritz Olympique	35.73	557	
18. CHENG Cheuk Ying	03	Plymouth Leander SC	35.78	554	
19. MENSAH Joselle	03	Plymouth Leander SC	35.80	553	
20. SENLIS Juliette	03	FFN Ouest	36.30	531	
21. SITTART Jule	03	TSG Backnang	36.45	524	
22. ZNACHOWSKA Alexandra	03	SG Neuss	36.85	507	
23. ANTONOV Veronica	02	SSG Pforzheim	37.35	487	
24. NICKERL Jasmin	03	SSG Pforzheim	37.41	485	
25. SALAY Tamara	03	1. Paderborner SV	37.82	469	*
26. BORGHOFF Charlotte	03	1. Paderborner SV	37.84	469	*
27. FORSON Kaya	02	Ghana Swimming	38.15	457	*
28. MANOLARAS Laura	03	TSG Backnang	38.26	453	*
DNS SCHNEIDER Malaika	03	Hamburger SC			

Youth

1. VAN DROFFELAAR Anna	04	KNZB-OC	33.04	704	A
2. FRANQUINET Ambre	04	Liege Mosan	34.57	615	
3. VOGELMANN Joelle	05	SV Nikar Heidelberg	34.91	597	
4. KNAPPE Finja	05	1. Paderborner SV	34.98	593	
5. SCHMITZ Paula	04	SG Wago	35.05	590	
6. LIALY Emma	04	Collectif Nouvelle-Aquitaine	35.14	585	
7. VON DEN DRIESCH Jana	04	SSG Saar Max Ritter	35.20	582	
8. MATICIUC Alexandra	04	Plymouth Leander SC	35.37	574	
9. ZWING Katharina	05	SSG Saar Max Ritter	35.40	572	
10. GASPARD Marie	05	District Liege Namur Luxembourg	35.74	556	
11. WRIGHT Elizabeth	04	Plymouth Leander SC	36.17	537	
12. ALBERS Neele	05	Swimming Club Le Dauphin Ettelbruecl	36.63	517	
13. KILDAHL Sarah	04	Aarhus Swim	36.72	513	
14. MUELLER Jolina	04	SSG Saar Max Ritter	37.02	500	
15. BABINA Marija	04	BJSS Ridzene DSN	37.16	495	
16. SMIRNOVA Anna	05	Youth of Moscow	37.30	489	





Fédération Luxembourgeoise
de Natation et de Sauvetage



21st Luxembourg Euro Meet 2019
Luxembourg, 25th - 27th January 2019

Event 11, Girls, 50m Breaststroke, Prelim, Youth

Rank		YB		Time	Pts
17.	HARTMANN Luisa	04	SC Neustadt/Weinstr.	37.45	483
18.	LEONARD Lis	05	Swimming Luxembourg	37.48	482
19.	MAISSEN Fiona	04	Swim Team Lucerne	38.72	437
20.	HAAG Nora	04	Swimming Club Redange	39.18	422 *





Fédération Luxembourgeoise
de Natation et de Sauvetage

LUXEMBOURG

LET'S MAKE IT HAPPEN

21st Luxembourg Euro Meet 2019
Luxembourg, 25th - 27th January 2019

Event 12	Men, 50m Breaststroke				2004 and older
26.01.2019 - 8:38	sponsored by: Häremillen				Results Prelim
Meet Record	26.94	PEATY Adam	GBR	Luxembourg	27.01.2018
World Record	25.95	PEATY Adam	GBR	Budapest (HUN)	25.07.2017
European Record	25.95	PEATY Adam	GBR	Budapest (HUN)	25.07.2017

Open 19 +: 31.25 / Junior 17 - 18: 33.10 / Youth 15 - 16: 34.15

Points: FINA 2018

Rank	YB		Time	Pts	
Open					
1.	99	MARTINENGHI Nicolo Italian Swimming Federation	27.63	828	A
2.	88	SCOZZOLI Fabio Italian Swimming Federation	27.75	817	A
3.	95	KAMMINGA Arno KNZB	28.00	796	A
4.	98	GREVE Philip Farum	28.13	785	A
5.	98	STRILETS Ivan Ukrainian Swimming Federation	28.28	772	A
6.	89	TITENIS Giedrius Lithuanian Swimming Federation	28.57	749	A
7.	00	MATZERATH Lucas Hessischer Schwimm-Verband	28.88	725	A
8.	98	LEWIS James Swim Wales	29.04	713	A
9.	00	PETRASHOV Denis Kyrgyz Republic Swimming Federation	29.18	703	A
10.	95	FLOHR Julius Hessischer Schwimm-Verband	29.32	693	A
11.	99	KOPTIELOV Mykyta Ukrainian Swimming Federation	29.36	690	B
12.	00	BRYAN Connor Swim Wales	29.48	682	B
13.	98	MOORE Andrew UCD Swim Team	29.62	672	B
14.	97	CHILLINGWORTH Adam Plymouth Leander SC	29.65	670	B
15.	03	ZHURAVEL Nazar WKS Slask	29.68	668	B
16.	89	FILDEBRANDT Christoph SSG Saar Max Ritter	29.84	657	B
17.	99	WILLIM Yannis Merlin SG Bayer	29.94	651	B
18.	95	SCHERER Roman Plymouth Leander SC	29.95	650	B
	97	KUEHLING Alexander SG Bayer	29.95	650	B
20.	01	VAN DEN BOSSCHE Yann Fed. Luxembourgeoise de Natation	29.96	649	B
21.	85	BAARS Mark Rotterdam Swimming (SG)	29.99	647	R
22.	02	MARINOV Petar SV Nikar Heidelberg	30.08	642	R
23.	99	KONZ Alexander SG Bayer	30.09	641	?
	01	SCHULZ Sebastian SGS Hamburg	30.09	641	?
25.	02	COACCI Filippo Plymouth Leander SC	30.22	633	
26.	02	KRESS Phillip SG Poseidon Eppelheim	30.23	632	
27.	01	SCHUBERT Georg Dresdner SC 1898 e.V.	30.25	631	
28.	94	BREMER Lennard DSW 1912 Darmstadt	30.28	629	
	01	VAN DEN HEUVEL Quinn KNZB-OC	30.28	629	
30.	99	OLSSON Elliot Team West	30.32	626	
31.	99	ROLKO Ricky Fed. Luxembourgeoise de Natation	30.34	625	
32.	96	MANETSCH Lucas Schwimmclub Uster Wallisellen	30.37	623	
33.	01	SIRBIKE Domas SV Nikar Heidelberg	30.38	623	
34.	02	WILLIAMS Rhodri Swim Wales	30.43	620	
35.	01	SKRYDSTRUP Aksel Aarhus Swim	30.49	616	
36.	01	NEWMAN Bradley Swim Wales	30.56	612	
37.	01	STROEBEK Lucas Bruun Denmark Junior	30.60	609	
38.	02	WUILLIEZ Jadon Plymouth Leander SC	30.61	609	
39.	94	DUDAS Daniel Iron Swim	30.75	601	
40.	02	REMY Tom Charleville Mezieres	30.81	597	
41.	01	WOOLLEY Haydn Plymouth Leander SC	30.88	593	





Fédération Luxembourgeoise
de Natation et de Sauvetage

LUXEMBOURG
LET'S MAKE IT HAPPEN

21st Luxembourg Euro Meet 2019
Luxembourg, 25th - 27th January 2019

Event 12, Men, 50m Breaststroke, Prelim, Open

Rank		YB		Time	Pts
42.	LIPPKE Florian	95	DSW 1912 Darmstadt	30.91	591
43.	ARVIDSSON Anton	94	Team West	31.05	583
44.	SKALSKI Maximilian	02	TV 1843 Dillenburg	31.09	581
45.	ARNOLD Toby	01	Swim England East Midlands	31.13	579
46.	JANSEN Anton	00	PSV	31.19	575
47.	BELSKIS Zenons	01	BJSS Ridzene DSN	31.23	573
48.	BRUHA Jonas	01	Sport-Union Annen e.V.	31.28	570
49.	PEMBERTON Joshua	00	Swim England East Midlands	31.30	569 *
50.	CARNEIRO Joao	03	Swimming Luxembourg	31.34	567
51.	LE GOFF Yann	03	FFN Ouest	31.35	567
52.	STAIGER Jannis	00	SSG Saar Max Ritter	31.37	566 *
53.	DAVIS Liam	00	Plymouth Leander SC	31.45	561 *
54.	STEFFENS Lennart	01	SG Bayer	31.46	561
55.	KOST Tim Dennis	02	SV Nikar Heidelberg	31.52	558
56.	BURDA Konstantin	01	VFL Gladbeck 1921	31.58	554
	SCHMIDT Marten	02	SSG Saar Max Ritter	31.58	554
58.	STIEF Fabio	03	SC Neustadt/Weinstr.	31.61	553
59.	CHUNG YEE Jonathan	98	SG HT16 Hamburg	31.67	550 *
60.	EPNER Moritz	03	SC Wiesbaden 1911	31.68	549
61.	EECKHOUT Emile	01	Boust	31.69	549
62.	ATTENOT Corentin	04	Collectif Nouvelle-Aquitaine	31.75	545
63.	TSUI Dylan	02	Plymouth Leander SC	31.85	540
64.	DE MEYER Niels	02	Brabo Zwemclub Antwerpen	31.91	537
65.	GORDO Salvador	03	Plymouth Leander SC	31.92	537
66.	LANGLEY Lawrence	01	Aalborg Svoemmeklub	32.08	529
67.	EIPL Tim	03	SG Poseidon Eppelheim	32.43	512
68.	LANNERS Bob	02	Schwammclub Deifferdang	32.79	495
69.	TULLBERG Sebastian	00	Denmark Senior	32.94	488 *
70.	KRAJENSKI Till	04	SSF Bonn	32.95	488
71.	SAVVA Theo	02	Swim Wales	33.08	482
72.	PARMENTIER Aymeric	93	Boust	33.09	482 *
73.	SOVJANI Davide	01	AS Merano	33.17	478 *
74.	SUE Jona Finn	03	Hannoverscher SV 1892	33.36	470
75.	LUX Janis	04	SSF Bonn	34.00	444
76.	HAYRAPETYAN Getjo	00	SG Rhein-Mosel	34.11	440 *
77.	PETERWITZ Andre	99	SC Wiesbaden 1911	34.35	431 *
78.	MBAREK Sammy	02	SC Neustadt/Weinstr.	35.12	403 *
DNS	ALESSANDRI Giacomo	02	Polisportiva Comunale Riccione		
DNS	SOSNA Matthias	00	SG Essen		
DNS	BIZZARRI Flavio	93	C.C. Aniene		



FLNS
LuxembourgFédération Luxembourgeoise
de Natation et de Sauvetage

LUXEMBOURG

LET'S MAKE IT HAPPEN

21st Luxembourg Euro Meet 2019
Luxembourg, 25th - 27th January 2019

Event 12, Men, 50m Breaststroke, Prelim

Junior

1. VAN DEN BOSSCHE Yann	01 Fed. Luxembourgeoise de Natation	29.96	649	B
2. MARINOV Petar	02 SV Nikar Heidelberg	30.08	642	R
3. SCHULZ Sebastian	01 SGS Hamburg	30.09	641	?
4. COACCI Filippo	02 Plymouth Leander SC	30.22	633	
5. KRESS Phillip	02 SG Poseidon Eppelheim	30.23	632	
6. SCHUBERT Georg	01 Dresdner SC 1898 e.V.	30.25	631	
7. VAN DEN HEUVEL Quinn	01 KNZB-OC	30.28	629	
8. SIRBIKE Domas	01 SV Nikar Heidelberg	30.38	623	
9. WILLIAMS Rhodri	02 Swim Wales	30.43	620	
10. SKRYDSTRUP Aksel	01 Aarhus Swim	30.49	616	
11. NEWMAN Bradley	01 Swim Wales	30.56	612	
12. STROEBEK Lucas Bruun	01 Denmark Junior	30.60	609	
13. WUILLIEZ Jadon	02 Plymouth Leander SC	30.61	609	
14. REMY Tom	02 Charleville Mezieres	30.81	597	
15. WOOLLEY Haydn	01 Plymouth Leander SC	30.88	593	
16. SKALSKI Maximilian	02 TV 1843 Dillenburg	31.09	581	
17. ARNOLD Toby	01 Swim England East Midlands	31.13	579	
18. BELSKIS Zenons	01 BJSS Ridzene DSN	31.23	573	
19. BRUHA Jonas	01 Sport-Union Annen e.V.	31.28	570	
20. STEFFENS Lennart	01 SG Bayer	31.46	561	
21. KOST Tim Dennis	02 SV Nikar Heidelberg	31.52	558	
22. BURDA Konstantin	01 VFL Gladbeck 1921	31.58	554	
SCHMIDT Marten	02 SSG Saar Max Ritter	31.58	554	
24. EECKHOUT Emile	01 Boust	31.69	549	
25. TSUI Dylan	02 Plymouth Leander SC	31.85	540	
26. DE MEYER Niels	02 Brabo Zwemclub Antwerpen	31.91	537	
27. LANGLEY Lawrence	01 Aalborg Svoemmeklub	32.08	529	
28. LANNERS Bob	02 Schwammclub Deifferdang	32.79	495	
29. SAVVA Theo	02 Swim Wales	33.08	482	
30. SOVJANI Davide	01 AS Merano	33.17	478	*
31. MBAREK Sammy	02 SC Neustadt/Weinstr.	35.12	403	*
DNS ALESSANDRI Giacomo	02 Polisportiva Comunale Riccione			

Youth

1. ZHURAVEL Nazar	03 WKS Slask	29.68	668	B
2. CARNEIRO Joao	03 Swimming Luxembourg	31.34	567	
3. LE GOFF Yann	03 FFN Ouest	31.35	567	
4. STIEF Fabio	03 SC Neustadt/Weinstr.	31.61	553	
5. EPNER Moritz	03 SC Wiesbaden 1911	31.68	549	
6. ATTENOT Corentin	04 Collectif Nouvelle-Aquitaine	31.75	545	
7. GORDO Salvador	03 Plymouth Leander SC	31.92	537	
8. EIPL Tim	03 SG Poseidon Eppelheim	32.43	512	
9. KRAJENSKI Till	04 SSF Bonn	32.95	488	
10. SUE Jona Finn	03 Hannoverscher SV 1892	33.36	470	
11. LUX Janis	04 SSF Bonn	34.00	444	





Fédération Luxembourgeoise
de Natation et de Sauvetage

LUXEMBOURG

LET'S MAKE IT HAPPEN

21st Luxembourg Euro Meet 2019
Luxembourg, 25th - 27th January 2019

Event 13 Women, 50m Backstroke 2005 and older
26.01.2019 - 8:46 sponsored by: Novotel Results Prelim

Meet Record	27.75	DAVIES Georgia	GBR	Luxembourg	28.01.2018
World Record	27.06	ZHAO Jing	CHN	Rome (ITA)	30.07.2009
European Record	27.21	DAVIES Georgia	GBR	Glasgow (GBR)	04.08.2018

Open 18 +: 32.40 / Junior 16 - 17: 34.30 / Youth 14 - 15: 35.40

Points: FINA 2018

Rank		YB		Time	Pts	
Open						
1.	DAVIS Georgia	90	Energy Standard	28.51	855	A
2.	PILHATSCH Caroline	99	AT Graz	28.64	843	A
3.	SJOESTROM Sarah	93	Energy Standard	28.67	840	A
4.	SCALIA Silvia	95	Italian Swimming Federation	28.75	833	A
5.	KOST Nina	95	Schwimmclub Uster Wallisellen	28.90	820	A
6.	KUBOVA Simona	91	Slavie Chomutov	29.14	800	A
7.	HOSSZU Katinka	89	Iron Swim	29.68	757	A
8.	FERRAIOLI Erika	86	Italian Swimming Federation	29.70	756	A
9.	FORSS Trine	03	Team West	29.79	749	A
10.	MENSING Jenny	86	Hessischer Schwimm-Verband	29.97	736	A
11.	SMITS Jade	01	Brabo Zwemclub Antwerpen	30.11	725	B
12.	WOLTER Celine	04	Dresdner SC 1898 e.V.	30.16	722	B
13.	ASPRISSI Karen	02	Team Insubrika	30.29	712	B
14.	SOERENSEN Karoline	02	Denmark Junior	30.68	686	B
15.	SLEVIN Mia	03	Swim England East Midlands	30.77	680	B
16.	PATEL Maana	00	Glenmark Aquatic Foundation	30.80	678	B
17.	NAFFAH Marie	00	SU Agen	30.93	669	B
18.	PARUSCIO Letizia	96	C.C. Aniene	31.09	659	B
19.	NUNES Chefanja	01	KNZB-OC	31.20	652	B
20.	PALMUND Liva	02	Denmark Junior	31.22	651	B
21.	BURRI Valentina	03	Swim Team Lucerne	31.36	642	R
22.	APUSHKINSKAYA Anna	04	SSG Saar Max Ritter	31.46	636	R
23.	MUELLER Selina	98	SC Wiesbaden 1911	31.55	630	R
24.	WIEDEMANN Lara	02	SSF Bonn	31.59	628	R
25.	PAPE Marlene	03	1. Paderborner SV	31.64	625	
26.	BARDGETT Ella	04	Plymouth Leander SC	31.65	624	
27.	VAN WALLENDael Sarah	02	Brabo Zwemclub Antwerpen	31.77	617	
28.	KEBRLE Lea	02	SG Bayer	31.79	616	
29.	LITVINOV Isabell	01	SSG Pforzheim	31.82	615	
30.	BARRETT Karoline	02	Denmark Junior	31.85	613	
	RUSZKOWSKA Martyna	01	Swim Wales	31.85	613	
	NOEL Oriana	04	Plymouth Leander SC	31.85	613	
	TISLER Romane	02	CD54 Natation	31.85	613	
34.	WIJK Mellie	02	Team West	31.94	608	
35.	SCHMIEDEFELD Emma	03	TSG Backnang	31.96	606	
36.	RICCI Giorgia Michela	02	Swimming Luxembourg	32.07	600	
37.	WIECZOREK Rieke	03	Hessischer Schwimm-Verband	32.09	599	
38.	MAYERES Nell	04	District Liege Namur Luxembourg	32.14	596	
39.	ORMIERES Sephora	02	FFN Ouest	32.22	592	
	SHELTON Amy	04	Swim Wales	32.22	592	
41.	PLUECKER Hannah	02	Hessischer Schwimm-Verband	32.24	591	





Fédération Luxembourgeoise
de Natation et de Sauvetage

21st Luxembourg Euro Meet 2019
Luxembourg, 25th - 27th January 2019

LUXEMBOURG

LET'S MAKE IT HAPPEN

Event 13, Women, 50m Backstroke, Prelim, Open

Rank		YB		Time	Pts
42.	CLERC Enola	03	Canards La Rochelle	32.28	589
43.	FRANSSON Vera	01	Team West	32.64	569 *
44.	BLACK Sarah	01	Cercle de Natation Dudelange	32.65	569 *
45.	REMY-BARRE Justine	04	CD54 Natation	32.70	566
46.	SCHNUERLE Lisa	03	SSF Bonn	32.82	560
47.	HEEREN Fabienne	00	Hannoverscher SV 1892	32.84	559 *
48.	GOSUIN Augustine	04	Liege Mosan	32.85	558
49.	BECKERS Lara	00	SG Neuss	32.90	556 *
	VANDERSCHRICK Laura	02	Fed. Luxembourgeoise de Natation	32.90	556
51.	BLACK Rachael	01	Cercle de Natation Dudelange	32.93	554 *
52.	IMSAND Chloe	03	Cercle des Nageurs de Sion	32.97	552
53.	SCHNUERLE Laura	01	SSF Bonn	32.98	552 *
54.	SCHMITZ Svea Bo	04	SC Wiesbaden 1911	33.20	541
55.	GARSUCH Marlin	04	SC Neustadt/Weinstr.	33.42	530
56.	SANTUARI Camilla	03	AS Merano	33.44	529
57.	FEYEN Lindsay	05	Brabo Zwemclub Antwerpen	33.47	528
	ABBACI Sara	04	CD54 Natation	33.47	528
59.	PREHN Isabella	02	SC Wiesbaden 1911	33.49	527
60.	ESTEVE Charlotte	04	CD54 Natation	33.51	526
61.	BLANC Charline	00	Cercle des Nageurs de Sion	33.52	526 *
62.	FRISONI Vanessa	03	Polisportiva Comunale Riccione	33.59	522
63.	VANDEPUTTE Silke	03	Brabo Zwemclub Antwerpen	33.67	519
64.	WILLE Sina	03	1. Paderborner SV	33.71	517
65.	CHINA Lucile	03	District Liege Namur Luxembourg	33.73	516
66.	NOSTER Maya	05	1. Paderborner SV	33.95	506
67.	OLESEN Ida	03	Aalborg Svoemmeklub	34.18	496
68.	BROICH Louisa Marie	03	Postsportverein Trier	34.25	493
69.	GUTH Regina	05	SC Neustadt/Weinstr.	34.27	492
70.	CHAPMAN Emily	04	Plymouth Leander SC	34.29	491
71.	ARGUN Laura	02	District Liege Namur Luxembourg	34.52	481 *
72.	MAESTRI Eliana	03	AS Merano	34.67	475 *
73.	HEEREN Charline	02	Hannoverscher SV 1892	34.81	469 *
74.	BROICH Lea-Sophie	00	Postsportverein Trier	34.82	469 *
75.	HOFFMANN Theresa	01	SG Wago	35.00	462 *
76.	NAEF Tamara	04	Swim Team Lucerne	35.03	460
77.	BORGHOFF Charlotte	03	1. Paderborner SV	35.34	448 *
78.	MERSMANN Johanna	03	SSF Bonn	35.37	447 *
79.	SCHULGIN Nicole	04	SC Neustadt/Weinstr.	35.56	440 *
DSQ	KROEGER Lina	04	SG Wago		
<i>D4 - swimmer's head did not break the surface at or before the 15 m mark after start / turn (SW 6.4) (Time: 8:45)</i>					
DSQ	TREGOAT Angeline	02	FFN Ouest		
<i>D10 - swimmer completely submerged when touching the wall at the finish (SW 6.4) (Time: 8:45)</i>					
DNS	PICHLER Nicole	95	ATUS Graz		
DNS	CEPECK Lea	02	EN Tours		
DNS	DI LIDDO Elena	93	Italian Swimming Federation		
WDR	HIRSCHBERG Marlene	01	Hessischer Schwimm-Verband		



FLNS
LuxembourgFédération Luxembourgeoise
de Natation et de Sauvetage

LUXEMBOURG

LET'S MAKE IT HAPPEN

21st Luxembourg Euro Meet 2019
Luxembourg, 25th - 27th January 2019

Event 13, Women, 50m Backstroke, Prelim

Junior

1. FORSS Trine	03 Team West	29.79	749	A
2. ASPRISSI Karen	02 Team Insubrika	30.29	712	B
3. SOERENSEN Karoline	02 Denmark Junior	30.68	686	B
4. SLEVIN Mia	03 Swim England East Midlands	30.77	680	B
5. PALMUND Liva	02 Denmark Junior	31.22	651	B
6. BURRI Valentina	03 Swim Team Lucerne	31.36	642	R
7. WIEDEMANN Lara	02 SSF Bonn	31.59	628	R
8. PAPE Marlene	03 1. Paderborner SV	31.64	625	
9. VAN WALLENDael Sarah	02 Brabo Zwemclub Antwerpen	31.77	617	
10. KEBRLE Lea	02 SG Bayer	31.79	616	
11. BARRETT Karoline	02 Denmark Junior	31.85	613	
TISLER Romane	02 CD54 Natation	31.85	613	
13. WIJK Mellie	02 Team West	31.94	608	
14. SCHMIEDEFELD Emma	03 TSG Backnang	31.96	606	
15. RICCI Giorgia Michela	02 Swimming Luxembourg	32.07	600	
16. WIECZOREK Rieke	03 Hessischer Schwimm-Verband	32.09	599	
17. ORMIERES Sephora	02 FFN Ouest	32.22	592	
18. PLUECKER Hannah	02 Hessischer Schwimm-Verband	32.24	591	
19. CLERC Enola	03 Canards La Rochelle	32.28	589	
20. SCHNUERLE Lisa	03 SSF Bonn	32.82	560	
21. VANDERSCHRICK Laura	02 Fed. Luxembourgeoise de Natation	32.90	556	
22. IMSAND Chloe	03 Cercle des Nageurs de Sion	32.97	552	
23. SANTUARI Camilla	03 AS Merano	33.44	529	
24. PREHN Isabella	02 SC Wiesbaden 1911	33.49	527	
25. FRISONI Vanessa	03 Polisportiva Comunale Riccione	33.59	522	
26. VANDEPUTTE Silke	03 Brabo Zwemclub Antwerpen	33.67	519	
27. WILLE Sina	03 1. Paderborner SV	33.71	517	
28. CHINA Lucile	03 District Liege Namur Luxembourg	33.73	516	
29. OLESEN Ida	03 Aalborg Svoemmeklub	34.18	496	
30. BROICH Louisa Marie	03 Postsportverein Trier	34.25	493	
31. ARGUN Laura	02 District Liege Namur Luxembourg	34.52	481	*
32. MAESTRI Eliana	03 AS Merano	34.67	475	*
33. HEEREN Charline	02 Hannoverscher SV 1892	34.81	469	*
34. BORGHOFF Charlotte	03 1. Paderborner SV	35.34	448	*
35. MERSMANN Johanna	03 SSF Bonn	35.37	447	*
DSQ TREGOAT Angeline	02 FFN Ouest			
<i>D10 - swimmer completely submerged when touching the wall at the finish (SW 6.4) (Time: 8:45)</i>				
DNS CEPECK Lea	02 EN Tours			

Youth

1. WOLTER Celine	04 Dresdner SC 1898 e.V.	30.16	722	B
2. APUSHKINSKAYA Anna	04 SSG Saar Max Ritter	31.46	636	R
3. BARDGETT Ella	04 Plymouth Leander SC	31.65	624	
4. NOEL Oriana	04 Plymouth Leander SC	31.85	613	
5. MAYERES Nell	04 District Liege Namur Luxembourg	32.14	596	
6. SHELTON Amy	04 Swim Wales	32.22	592	
7. REMY-BARRE Justine	04 CD54 Natation	32.70	566	





21st Luxembourg Euro Meet 2019
Luxembourg, 25th - 27th January 2019

Event 13, Girls, 50m Backstroke, Prelim, Youth

Rank		YB		Time	Pts
8.	GOSUIN Augustine	04	Liege Mosan	32.85	558
9.	SCHMITZ Svea Bo	04	SC Wiesbaden 1911	33.20	541
10.	GARSUCH Marlin	04	SC Neustadt/Weinstr.	33.42	530
11.	FEYEN Lindsay	05	Brabo Zwemclub Antwerpen	33.47	528
	ABBACI Sara	04	CD54 Natation	33.47	528
13.	ESTEVE Charlotte	04	CD54 Natation	33.51	526
14.	NOSTER Maya	05	1. Paderborner SV	33.95	506
15.	GUTH Regina	05	SC Neustadt/Weinstr.	34.27	492
16.	CHAPMAN Emily	04	Plymouth Leander SC	34.29	491
17.	NAEF Tamara	04	Swim Team Lucerne	35.03	460
18.	SCHULGIN Nicole	04	SC Neustadt/Weinstr.	35.56	440 *
DSQ	KROEGER Lina	04	SG Wago		

D4 - swimmer's head did not break the surface at or before the 15 m mark after start / turn (SW 6.4) (Time: 8:45)



Fédération Luxembourgeoise
de Natation et de Sauvetage

21st Luxembourg Euro Meet 2019
Luxembourg, 25th - 27th January 2019

LUXEMBOURG
LET'S MAKE IT HAPPEN

Event 14 Men, 50m Backstroke 2004 and older
26.01.2019 - 8:52 sponsored by: Novotel Results Prelim

Meet Record	25.16	KOPELEV Jonatan	ISR	Luxembourg	29.01.2012
Meet Record	25.16	CHRISTOU Apostolos	GRE	Luxembourg	27.01.2017
World Record	24.00	KOLESNIKOV Kliment	RUS	Glasgow (GBR)	04.08.2018
European Record	24.00	KOLESNIKOV Kliment	RUS	Glasgow (GBR)	04.08.2018

Open 19 +: 28.90 / Junior 17 - 18: 30.60 / Youth 15 - 16: 31.60

Points: FINA 2018

Rank	YB	Time	Pts
Open			
1.	97 Romania	25.50	837 A
2.	97 Ukrainian Swimming Federation	26.02	788 A
3.	94 KNZB	26.43	752 A
4.	97 Fed. Luxembourgeoise de Natation	26.51	745 A
5.	94 Russia Ugra	26.52	744 A
6.	94 Farum	26.77	724 A
7.	98 Vikings de Rouen	26.89	714 A
8.	98 Ass. Amici Del Nuoto Vigili Del Fuoco	26.99	706 A
9.	90 Hessischer Schwimm-Verband	27.00	705 A
10.	91 Italian Swimming Federation	27.14	694 A
11.	97 SC Wiesbaden 1911	27.19	691 B
12.	97 Vikings de Rouen	27.22	688 B
13.	95 Iron Swim	27.48	669 B
14.	02 Polisportiva Comunale Riccione	27.59	661 B
15.	02 Schwimmverein Mannheim	27.65	657 B
16.	02 Plymouth Leander SC	27.66	656 B
17.	00 SG Poseidon Eppelheim	27.68	655 B
18.	00 SG Essen	27.69	654 B
19.	94 Iron Swim	27.75	650 B
20.	03 Collectif Nouvelle-Aquitaine	27.80	646 B
21.	01 FFN Ouest	27.81	645 R
22.	02 Denmark Junior	27.86	642 R
23.	01 Denmark Junior	27.88	641 R
24.	00 Herstalnatation	27.91	639 R
25.	00 1. Paderborner SV	27.94	636
26.	02 Swim Wales	28.21	618
27.	02 Dresdner SC 1898 e.V.	28.24	616
28.	03 TV Gut Heil Billstedt	28.29	613
29.	02 Dresdner SC 1898 e.V.	28.32	611
30.	00 Team West	28.45	603
31.	99 ASPTT Limoges	28.47	602
32.	02 Swim Wales	28.67	589
33.	00 Nova Centurion SC	28.92	574 *
34.	02 Ukrainian Swimming Federation	29.03	567
35.	01 KNZB-OC	29.07	565
36.	02 Herstalnatation	29.08	564
37.	03 Plymouth Leander SC	29.38	547
38.	02 Brabo Zwemclub Antwerpen	29.62	534
39.	02 CD54 Natation	29.81	524
40.	02 SG Neuss	29.86	521





Fédération Luxembourgeoise
de Natation et de Sauvetage

21st Luxembourg Euro Meet 2019
Luxembourg, 25th - 27th January 2019



Event 14, Men, 50m Backstroke, Prelim, Open

Rank	YB	Time	Pts
41. VAN ROMPAEY Senne	03 Brabo Zwemclub Antwerpen	29.90	519
42. THUERING Till	97 SC Wiesbaden 1911	29.98	515 *
43. VASSILYEV Kirill	03 Dostyk Aktobe	30.00	514
44. PAZDUR Dorian	03 CD54 Natation	30.05	512
45. SCHMITZ Timon	02 SG Neuss	30.06	511
46. ASSIM Kourosch	04 SSF Bonn	30.37	495
FERREIRA DO COUTO Goncalo	04 Cercle des Nageurs de Sion	30.37	495
48. GDANIEC Hubert	04 Plymouth Leander SC	30.62	483
49. WASHBURN Finlay	04 Plymouth Leander SC	30.89	471
50. STREEFLAND Keanu	03 KNZB-OC	30.90	470
51. KRUEGER Nicolas	03 SC Wiesbaden 1911	30.94	469
52. PEZELJ Antonio	99 SC Wiesbaden 1911	31.41	448 *
53. FLOTTMEYER Vincent	03 1. Paderborner SV	31.85	430 *
54. BERNARDI Andrea	03 Polisportiva Comunale Riccione	32.03	422 *
55. SILVA SIEIRA Carlos	03 Plymouth Leander SC	32.13	418 *
56. SONNENBERG Philipp	04 SC Neustadt/Weinstr.	33.00	386 *
DNS LAVEN Henrik	03 SC Neustadt/Weinstr.		
WDR STOLK Ivo	01 KNZB-OC		
WDR WALTZING Loic	00 Schwammclub Deifferdang		

Junior

1. VALENTI Thomas	02 Polisportiva Comunale Riccione	27.59	661 B
2. GRUNERT Paul	02 Schwimmverein Mannheim	27.65	657 B
3. PERKS Sam	02 Plymouth Leander SC	27.66	656 B
4. JODIN Mateo	01 FFN Ouest	27.81	645 R
5. PEDERSEN Nicklas Oestman	02 Denmark Junior	27.86	642 R
6. BRENNER Luccas Dam	01 Denmark Junior	27.88	641 R
7. EDWARDS Rhys	02 Swim Wales	28.21	618
8. HUTZLER Max	02 Dresdner SC 1898 e.V.	28.24	616
9. EICH Alexander	02 Dresdner SC 1898 e.V.	28.32	611
10. CHOOYIN Benjamin	02 Swim Wales	28.67	589
11. FEN German	02 Ukrainian Swimming Federation	29.03	567
12. JANSEN Thomas	01 KNZB-OC	29.07	565
13. OHN Antoine	02 Herstalnatation	29.08	564
14. AL TUWAIJARI Mustafa	02 Brabo Zwemclub Antwerpen	29.62	534
15. DURIEUX Yannick	02 CD54 Natation	29.81	524
16. KEIL Andreas	02 SG Neuss	29.86	521
17. SCHMITZ Timon	02 SG Neuss	30.06	511
WDR STOLK Ivo	01 KNZB-OC		

Youth

1. VAN WESTERING Kai	03 Collectif Nouvelle-Aquitaine	27.80	646 B
2. MAIER Nelson	03 TV Gut Heil Billstedt	28.29	613
3. GORDO Salvador	03 Plymouth Leander SC	29.38	547
4. VAN ROMPAEY Senne	03 Brabo Zwemclub Antwerpen	29.90	519
5. VASSILYEV Kirill	03 Dostyk Aktobe	30.00	514
6. PAZDUR Dorian	03 CD54 Natation	30.05	512





Fédération Luxembourgeoise
de Natation et de Sauvetage



21st Luxembourg Euro Meet 2019
Luxembourg, 25th - 27th January 2019

Event 14, Boys, 50m Backstroke, Prelim, Youth

Rank		YB		Time	Pts
7.	ASSIM Kourosh	04	SSF Bonn	30.37	495
	FERREIRA DO COUTO Goncalo	04	Cercle des Nageurs de Sion	30.37	495
9.	GDANIEC Hubert	04	Plymouth Leander SC	30.62	483
10.	WASHBURN Finlay	04	Plymouth Leander SC	30.89	471
11.	STREEFLAND Keanu	03	KNZB-OC	30.90	470
12.	KRUEGER Nicolas	03	SC Wiesbaden 1911	30.94	469
13.	FLOTTMEYER Vincent	03	1. Paderborner SV	31.85	430 *
14.	BERNARDI Andrea	03	Polisportiva Comunale Riccione	32.03	422 *
15.	SILVA SIEIRA Carlos	03	Plymouth Leander SC	32.13	418 *
16.	SONNENBERG Philipp	04	SC Neustadt/Weinstr.	33.00	386 *
DNS	LAVEN Henrik	03	SC Neustadt/Weinstr.		





Fédération Luxembourgeoise
de Natation et de Sauvetage

21st Luxembourg Euro Meet 2019
Luxembourg, 25th - 27th January 2019

LUXEMBOURG

LET'S MAKE IT HAPPEN

Event 15 Women, 200m Freestyle 2005 and older
26.01.2019 - 8:56 sponsored by: Loterie Nationale Results Prelim

Meet Record	1:56.81	HOSSZU Katinka	HUN	Luxembourg	30.01.2016
World Record	1:52.98	PELLEGRINI Federica	ITA	Rome (ITA)	29.07.2009
European Record	1:52.98	PELLEGRINI Federica	ITA	Rome (ITA)	29.07.2009

Open 18 +: 2:13.00 / Junior 16 - 17: 2:19.00 / Youth 14 - 15: 2:26.00

Points: FINA 2018

Rank		YB		Time	Pts	50m	100m	150m	200m
Open									
1.	SJOESTROM Sarah	93	Energy Standard	2:01.25	809 A	27.97	58.74	1:30.06	2:01.25
2.	UGOLKOVA Maria	89	Schwimmclub Uster Wallisellen	2:01.51	803 A	28.24	58.58	1:29.91	2:01.51
3.	MROZINSKI Julia	00	SGS Hamburg	2:02.51	784 A	28.73	59.97	1:31.70	2:02.51
4.	FOOS Reva	93	Hessischer Schwimm-Verband	2:02.78	779 A	29.06	1:00.23	1:31.41	2:02.78
5.	HOLDEN Polly	99	Nova Centurion SC	2:03.22	770 A	29.79	1:00.66	1:31.95	2:03.22
6.	VERRASZTO Evelyn	89	Team Hungary	2:03.86	758 A	28.88	1:00.07	1:32.00	2:03.86
7.	STEPHENS Laura	99	Plymouth Leander SC	2:04.32	750 A	29.42	1:00.93	1:32.80	2:04.32
8.	MASSON Rachel-Louise	95	Edinburgh University	2:04.44	748 A	28.80	1:00.65	1:32.68	2:04.44
9.	SLEVIN Mia	03	Swim England East Midlands	2:04.50	747 A	29.97	1:02.40	1:34.10	2:04.50
10.	EBBESSEN Elisabeth Sab02	02	Denmark Junior	2:05.00	738 A	28.83	1:00.34	1:32.52	2:05.00
11.	OLIVIER Monique	98	Fed. Luxembourgeoise de Natation	2:05.05	737 B	29.15	1:00.47	1:32.76	2:05.05
12.	MALUKA Ieva	03	BJSS Ridzene DSN	2:05.55	728 B	29.50	1:00.90	1:33.39	2:05.55
	GLENISTER Michaela	02	Swim England East Midlands	2:05.55	728 B	29.50	1:01.62	1:34.09	2:05.55
14.	ELLIOTT Maisie	03	Swim England East Midlands	2:05.70	726 B	29.64	1:01.60	1:34.20	2:05.70
15.	RAMATELLI Giulia	00	Tiro a Volo Nuoto	2:05.76	725 B	30.16	1:02.00	1:34.08	2:05.76
16.	CABON Lean	02	FFN Ouest	2:05.96	721 B	30.13	1:02.87	1:35.02	2:05.96
17.	KLEYBOLDT Rosalie	03	SC Wiesbaden 1911	2:06.00	720 B	29.43	1:01.33	1:33.76	2:06.00
18.	RICCI Nicole	04	Swimming Luxembourg	2:06.23	716 B	29.33	1:00.60	1:33.24	2:06.23
19.	OSRIN Honey	03	Plymouth Leander SC	2:06.82	707 B	29.64	1:02.06	1:34.11	2:06.82
20.	PECHINI Monica	03	Dimensione Nuoto	2:06.83	706 B	28.79	1:01.22	1:34.68	2:06.83
21.	COLBERT Freya	04	Swim England East Midlands	2:07.15	701 R	29.63	1:01.79	1:34.65	2:07.15
22.	BORRA Giulia	01	Team Insubrika	2:07.21	700 R	29.63	1:02.19	1:34.71	2:07.21
23.	LE BRIS Clara	03	FFN Ouest	2:07.44	696 R	29.71	1:01.99	1:34.90	2:07.44
24.	GUERRATO Gaia	01	Team Insubrika	2:07.62	693 R	29.91	1:02.62	1:35.07	2:07.62
25.	FREEMAN Sophie	04	Plymouth Leander SC	2:07.66	693	30.48	1:03.21	1:35.63	2:07.66
26.	WILKE Franka	02	Plymouth Leander SC	2:08.07	686	30.02	1:03.15	1:35.64	2:08.07
	PEMBERTON Amy	01	Plymouth Leander SC	2:08.07	686	29.44	1:01.79	1:35.32	2:08.07
	VAN DER MAST Marij	00	PSV	2:08.07	686	30.57	1:03.03	1:35.54	2:08.07
29.	WIZARD Betsy	03	Swim England East Midlands	2:08.14	685	30.02	1:02.63	1:35.72	2:08.14
30.	SPIERING Femke	02	KNZB-OC	2:08.15	685	30.68	1:03.29	1:35.98	2:08.15
31.	PETERSEN Sofie Theoph03	03	Denmark Junior	2:08.20	684	30.07	1:02.52	1:35.99	2:08.20
32.	MERKLE Bettina	89	Neckarsulmer Sport-Union	2:08.26	683	30.16	1:02.70	1:35.54	2:08.26
33.	WEGRZYNOWSKA A.	01	WKS Slask	2:08.61	677	29.87	1:02.79	1:35.96	2:08.61
34.	SZILAGYI Liliana	96	Team Hungary	2:09.05	671	29.76	1:02.31	1:35.63	2:09.05
35.	BAERENTSEN Amalie	00	Aalborg Svoemmeklub	2:09.32	666	30.10	1:02.71	1:36.03	2:09.32
36.	HAWORTH Tara	99	Edinburgh University	2:09.51	663	30.34	1:02.74	1:35.82	2:09.51
37.	PALLESEN Victoria Haah02	02	Denmark Junior	2:09.66	661	30.01	1:02.42	1:36.04	2:09.66
38.	BANKY Jacqueline	96	Fed. Luxembourgeoise de Natation	2:09.71	660	29.70	1:02.42	1:35.68	2:09.71
39.	DUUS Mia Steen	01	Denmark Senior	2:10.07	655	30.90	1:03.95	1:37.37	2:10.07
40.	SOERENSEN Karoline	02	Denmark Junior	2:10.10	654	30.20	1:03.07	1:36.73	2:10.10
41.	DECONINCK Gaele	04	Brugse Zwem- & Reddingskring	2:10.32	651	30.34	1:03.51	1:37.24	2:10.32
42.	OTTESEN Camilla	00	Aalborg Svoemmeklub	2:10.37	650	30.72	1:03.87	1:37.46	2:10.37
43.	HANQUET Marion	01	Team West	2:10.39	650	30.94	1:04.69	1:38.18	2:10.39
	HESSION Lauren	01	Plymouth Leander SC	2:10.39	650	30.50	1:03.60	1:37.07	2:10.39





Fédération Luxembourgeoise
de Natation et de Sauvetage

LUXEMBOURG

LET'S MAKE IT HAPPEN

21st Luxembourg Euro Meet 2019
Luxembourg, 25th - 27th January 2019

Event 15, Women, 200m Freestyle, Prelim, Open

Rank		YB		Time	Pts	50m	100m	150m	200m
45.	DANY Rebecca	01	SSF Bonn	2:10.49	649	29.81	1:02.61	1:36.51	2:10.49
46.	SCHIMMEL Hilja	03	Team West	2:10.50	648	30.37	1:03.57	1:37.48	2:10.50
47.	LOVELL Madison	04	Swim Wales	2:10.63	646	29.76	1:02.63	1:37.19	2:10.63
48.	AZIROVIC Nina Sophie	03	Hessischer Schwimm-Verband	2:10.84	643	30.36	1:03.80	1:38.29	2:10.84
49.	SMITS Jade	01	Brabo Zwemclub Antwerpen	2:10.94	642	30.23	1:03.75	1:37.86	2:10.94
50.	PETERS Emma	03	Fed. Luxembourgeoise de Natation	2:11.00	641	29.65	1:02.01	1:36.28	2:11.00
51.	SCHIRRA Hannah	03	SSG Saar Max Ritter	2:11.23	638	30.95	1:05.31	1:38.49	2:11.23
52.	JOMINET Lou	05	Fed. Luxembourgeoise de Natation	2:11.27	637	30.62	1:03.91	1:38.71	2:11.27
53.	COLBERT Molly	01	Nova Centurion SC	2:11.37	636	30.00	1:02.84	1:36.96	2:11.37
54.	COETS Shannon	01	Boust	2:11.44	635	30.20	1:03.28	1:37.84	2:11.44
55.	KUZNETCOVA Kseniia	03	Youth of Moscow	2:11.51	634	30.68	1:04.10	1:38.67	2:11.51
56.	YENDELL Sophie	02	Swim England East Midlands	2:11.64	632	29.43	1:02.69	1:37.41	2:11.64
57.	ASTEDT Sofia	03	Team West	2:11.69	631	30.91	1:04.12	1:38.52	2:11.69
58.	PILLOKAT Lara	99	VFL Gladbeck 1921	2:11.86	629	30.36	1:04.01	1:38.83	2:11.86
59.	BROEGGER-ANDERSEN	02	Aalborg Svoemmeklub	2:11.90	628	30.34	1:03.91	1:38.17	2:11.90
60.	LITVINOV Isabell	01	SSG Pforzheim	2:11.97	627	30.43	1:03.85	1:38.08	2:11.97
61.	VAN NUNEN Sam	01	PSV	2:12.02	626	29.77	1:03.07	1:37.81	2:12.02
62.	RICCI Giorgia Michela	02	Swimming Luxembourg	2:12.20	624	29.92	1:03.10	1:37.90	2:12.20
63.	PELLETIER Alizee	03	FFN Ouest	2:12.31	622	29.93	1:03.22	1:37.78	2:12.31
64.	STAUDINGER Simona	99	Schwimmclub Uster Wallisellen	2:12.46	620	30.42	1:03.86	1:38.44	2:12.46
65.	GADE Jackie	98	Aalborg Svoemmeklub	2:12.57	618	31.02	1:04.70	1:38.80	2:12.57
66.	LEDENT Joanne	05	District Liege Namur Luxembourg	2:12.60	618	30.20	1:03.75	1:38.84	2:12.60
67.	HUBER Annika	03	VFL Sindelfingen	2:12.63	618	31.33	1:05.83	1:40.56	2:12.63
68.	ROSE Rianne	05	Hessischer Schwimm-Verband	2:12.93	613	30.55	1:04.04	1:38.39	2:12.93
69.	MENSAH Joselle	03	Plymouth Leander SC	2:13.12	611	30.58	1:04.61	1:39.40	2:13.12
70.	HOLLOWCHAK Makaela	00	Plymouth Leander SC	2:13.40	607 *	30.68	1:03.79	1:38.38	2:13.40
71.	RENIER Aurora	03	Dimensione Nuoto	2:13.45	606	30.66	1:04.40	1:39.10	2:13.45
72.	BJERG Martha	04	Aarhus Swim	2:13.54	605	31.24	1:04.96	1:39.60	2:13.54
73.	INGENDOH Emma	02	VFL Gladbeck 1921	2:13.71	603	30.69	1:04.10	1:39.14	2:13.71
74.	GILOT Eva	02	SPN Poitiers	2:13.76	602	31.04	1:04.85	1:39.36	2:13.76
75.	CEPECK Lea	02	EN Tours	2:14.08	598	30.86	1:04.51	1:39.67	2:14.08
76.	SAUDRAIS Svetlana	04	FFN Ouest	2:14.11	597	31.28	1:05.71	1:40.48	2:14.11
77.	BOURGEOIS Elena	03	ASPTT Limoges	2:14.13	597	31.52	1:06.02	1:40.03	2:14.13
78.	FEYEN Charlotte	03	Brabo Zwemclub Antwerpen	2:14.24	596	30.23	1:03.87	1:39.01	2:14.24
79.	GERTH Lilli	04	TSV Bad Saulgau	2:14.36	594	31.25	1:04.91	1:39.71	2:14.36
80.	LISTRAT Charlotte	04	EN Tours	2:14.37	594	30.99	1:04.82	1:39.78	2:14.37
81.	ERHART Samira Svea	99	SC Wiesbaden 1911	2:14.50	592 *	30.73	1:04.42	1:39.68	2:14.50
82.	BARDGETT Ella	04	Plymouth Leander SC	2:14.57	591	30.34	1:04.43	1:39.80	2:14.57
83.	MATHY Leah	02	District Liege Namur Luxembourg	2:14.58	591	31.15	1:04.95	1:39.78	2:14.58
84.	GUTH Regina	05	SC Neustadt/Weinstr.	2:14.65	590	30.34	1:04.33	1:40.29	2:14.65
85.	RUSZKOWSKA Martyna	01	Swim Wales	2:14.72	589 *	31.05	1:05.07	1:40.17	2:14.72
86.	SHELZEL Sira	03	TSG Backnang	2:15.14	584	30.35	1:05.09	1:40.97	2:15.14
87.	VERJE Mara	03	VFL Gladbeck 1921	2:15.30	582	31.06	1:04.81	1:40.36	2:15.30
88.	MORIN Tilde	02	Team West	2:15.42	580	30.57	1:05.23	1:41.04	2:15.42
89.	WIECZOREK Rieke	03	Hessischer Schwimm-Verband	2:15.56	578	30.84	1:05.61	1:41.23	2:15.56
90.	SCHOEN Valentina	02	SSG Saar Max Ritter	2:15.60	578	31.24	1:06.36	1:41.87	2:15.60
91.	CHABOT Amelie	04	District Liege Namur Luxembourg	2:15.64	577	31.18	1:05.54	1:40.80	2:15.64
92.	FORSON Kaya	02	Ghana Swimming	2:16.02	573	30.73	1:04.91	1:40.11	2:16.02
93.	CHINA Lucile	03	District Liege Namur Luxembourg	2:16.26	570	31.17	1:05.59	1:41.00	2:16.26
94.	VANHAUWAERT Lotte	04	Royal Ostend Swimming Club	2:16.35	568	30.71	1:04.72	1:40.68	2:16.35
95.	RICCHI Aurora	04	Polisportiva Comunale Riccione	2:16.42	568	30.42	1:05.12	1:40.45	2:16.42
96.	SOERENSEN Emilie Wol	03	Aarhus Swim	2:16.49	567	31.79	1:06.14	1:41.66	2:16.49



Fédération Luxembourgeoise
de Natation et de Sauvetage21st Luxembourg Euro Meet 2019
Luxembourg, 25th - 27th January 2019

Event 15, Women, 200m Freestyle, Prelim, Open

Rank		YB		Time	Pts	50m	100m	150m	200m
97.	LEU Lena	02	Swim Team Lucerne	2:16.63	565	31.47	1:06.16	1:41.88	2:16.63
98.	BORGHESI Gaia	02	Polisportiva Comunale Riccione	2:17.07	559	32.48	1:06.89	1:42.01	2:17.07
99.	BELLATRECCIA Chiara	04	Dimensione Nuoto	2:17.13	559	31.42	1:05.84	1:41.70	2:17.13
100.	BAFFO Maria Rachele	04	Dimensione Nuoto	2:17.22	558	31.66	1:06.46	1:43.07	2:17.22
101.	VON DEN DRIESCH Jana	04	SSG Saar Max Ritter	2:17.51	554	30.53	1:05.15	1:41.69	2:17.51
102.	PREHN Yvonne	05	SSG Pforzheim	2:17.74	551	31.20	1:07.23	1:43.25	2:17.74
103.	APUSHKINSKAYA Anna	04	SSG Saar Max Ritter	2:17.76	551	31.43	1:06.69	1:42.79	2:17.76
104.	BEAUDOT Laly	04	District Liege Namur Luxembourg	2:18.23	546	29.99	1:04.35	1:42.40	2:18.23
105.	GOSUIN Augustine	04	Liege Mosan	2:18.28	545	31.77	1:06.75	1:42.91	2:18.28
106.	VANDEPUTTE Silke	03	Brabo Zwemclub Antwerpen	2:18.52	542	31.63	1:06.63	1:42.56	2:18.52
107.	BENZMUELLER Magdale	05	SG Rhein-Mosel	2:18.60	541	31.40	1:06.74	1:43.08	2:18.60
108.	MANOLARAS Laura	03	TSG Backnang	2:18.65	541	31.14	1:06.43	1:43.29	2:18.65
109.	FORSON Zaira	05	Ghana Swimming	2:18.66	540	31.87	1:07.14	1:43.57	2:18.66
110.	WOLFF Jolina	05	VFL Gladbeck 1921	2:18.75	539	31.78	1:07.45	1:43.64	2:18.75
111.	OLESEN Ida	03	Aalborg Svoemmeklub	2:19.33	533 *	32.65	1:07.83	1:44.19	2:19.33
112.	HEIERHOFF Hannah	03	SC Wiesbaden 1911	2:19.50	531 *	32.69	1:08.43	1:44.87	2:19.50
113.	MAYE Misty	02	Cercle des Nageurs de Sion	2:19.65	529 *	32.44	1:07.74	1:44.41	2:19.65
114.	HERDT Jennifer	02	SSG Pforzheim	2:19.72	528 *	30.95	1:05.91	1:42.83	2:19.72
115.	MOELLER Marie-Louise	03	VFL Gladbeck 1921	2:19.83	527 *	31.40	1:06.30	1:42.81	2:19.83
116.	MOEHLE Cara	03	TSG Backnang	2:20.09	524 *	31.33	1:06.41	1:43.54	2:20.09
	PAPE Hannah	03	1. Paderborner SV	2:20.09	524 *	31.37	1:06.25	1:43.50	2:20.09
118.	ESTEVE Charlotte	04	CD54 Natation	2:20.14	523	32.20	1:08.60	1:45.71	2:20.14
119.	KUHLMANN Marie	05	VFL Gladbeck 1921	2:20.34	521	31.67	1:07.23	1:43.80	2:20.34
120.	HARTMANN Luisa	04	SC Neustadt/Weinstr.	2:22.01	503	32.25	1:08.54	1:45.85	2:22.01
121.	TISLER Romane	02	CD54 Natation	2:22.09	502 *	32.81	1:09.33	1:46.64	2:22.09
122.	FEYEN Lindsay	05	Brabo Zwemclub Antwerpen	2:22.37	499	31.97	1:08.01	1:45.73	2:22.37
123.	SMIRNOVA Anna	05	Youth of Moscow	2:22.77	495	32.04	1:08.34	1:45.78	2:22.77
124.	PETERS Yamina	05	VFL Gladbeck 1921	2:23.48	488	31.47	1:07.08	1:45.18	2:23.48
125.	SCHULGIN Nicole	04	SC Neustadt/Weinstr.	2:25.16	471	33.62	1:10.86	1:48.22	2:25.16
126.	VANDERSCHRICK Laura	02	Fed. Luxembourgeoise de Natation	2:25.23	470 *	31.92	1:07.45	1:45.93	2:25.23
127.	SCHMITZ Svea Bo	04	SC Wiesbaden 1911	2:25.99	463	33.05	1:09.79	1:47.75	2:25.99
128.	NAEF Tamara	04	Swim Team Lucerne	2:30.72	421 *	33.94	1:12.20	1:51.71	2:30.72
DSQ	BALMER Camille	04	Cercle des Nageurs de Sion						
	<i>G2 - Starting before the starting signal (SW 4.4) (Time: 11:15)</i>								
DNS	MORGAN Elena	02	Swim Wales						
DNS	WALLERIUS Theresa	03	SG Rhein-Mosel						
DNS	KUECHLER Hannah	02	Potsdamer SV						
WDR	PIERRON Marie	01	CD54 Natation						

Junior

1.	SLEVIN Mia	03	Swim England East Midlands	2:04.50	747 A	29.97	1:02.40	1:34.10	2:04.50
2.	EBBESEN Elisabeth Sab	02	Denmark Junior	2:05.00	738 A	28.83	1:00.34	1:32.52	2:05.00
3.	MALUKA Ieva	03	BJSS Ridzene DSN	2:05.55	728 B	29.50	1:00.90	1:33.39	2:05.55
	GLENISTER Michaela	02	Swim England East Midlands	2:05.55	728 B	29.50	1:01.62	1:34.09	2:05.55
5.	ELLIOTT Maisie	03	Swim England East Midlands	2:05.70	726 B	29.64	1:01.60	1:34.20	2:05.70
6.	CABON Lean	02	FFN Ouest	2:05.96	721 B	30.13	1:02.87	1:35.02	2:05.96
7.	KLEYBOLDT Rosalie	03	SC Wiesbaden 1911	2:06.00	720 B	29.43	1:01.33	1:33.76	2:06.00
8.	OSRIN Honey	03	Plymouth Leander SC	2:06.82	707 B	29.64	1:02.06	1:34.11	2:06.82
9.	PECHINI Monica	03	Dimensione Nuoto	2:06.83	706 B	28.79	1:01.22	1:34.68	2:06.83
10.	LE BRIS Clara	03	FFN Ouest	2:07.44	696 R	29.71	1:01.99	1:34.90	2:07.44
11.	WILKE Franka	02	Plymouth Leander SC	2:08.07	686	30.02	1:03.15	1:35.64	2:08.07





Fédération Luxembourgeoise
de Natation et de Sauvetage

21st Luxembourg Euro Meet 2019
Luxembourg, 25th - 27th January 2019



Event 15, Women, 200m Freestyle, Prelim, Junior

Rank		YB		Time	Pts	50m	100m	150m	200m
12.	WIZARD Betsy	03	Swim England East Midlands	2:08.14	685	30.02	1:02.63	1:35.72	2:08.14
13.	SPIERING Femke	02	KNZB-OC	2:08.15	685	30.68	1:03.29	1:35.98	2:08.15
14.	PETERSEN Sofie Theoph	03	Denmark Junior	2:08.20	684	30.07	1:02.52	1:35.99	2:08.20
15.	PALLESEN Victoria Haah	02	Denmark Junior	2:09.66	661	30.01	1:02.42	1:36.04	2:09.66
16.	SOERENSEN Karoline	02	Denmark Junior	2:10.10	654	30.20	1:03.07	1:36.73	2:10.10
17.	SCHIMMEL Hilja	03	Team West	2:10.50	648	30.37	1:03.57	1:37.48	2:10.50
18.	AZIROVIC Nina Sophie	03	Hessischer Schwimm-Verband	2:10.84	643	30.36	1:03.80	1:38.29	2:10.84
19.	PETERS Emma	03	Fed. Luxembourgeoise de Natation	2:11.00	641	29.65	1:02.01	1:36.28	2:11.00
20.	SCHIRRA Hannah	03	SSG Saar Max Ritter	2:11.23	638	30.95	1:05.31	1:38.49	2:11.23
21.	KUZNETCOVA Kseniia	03	Youth of Moscow	2:11.51	634	30.68	1:04.10	1:38.67	2:11.51
22.	YENDELL Sophie	02	Swim England East Midlands	2:11.64	632	29.43	1:02.69	1:37.41	2:11.64
23.	ASTEDT Sofia	03	Team West	2:11.69	631	30.91	1:04.12	1:38.52	2:11.69
24.	BROEGGER-ANDERSEN	02	Aalborg Svoemmeklub	2:11.90	628	30.34	1:03.91	1:38.17	2:11.90
25.	RICCI Giorgia Michela	02	Swimming Luxembourg	2:12.20	624	29.92	1:03.10	1:37.90	2:12.20
26.	PELLETIER Alizee	03	FFN Ouest	2:12.31	622	29.93	1:03.22	1:37.78	2:12.31
27.	HUBER Annika	03	VFL Sindelfingen	2:12.63	618	31.33	1:05.83	1:40.56	2:12.63
28.	MENSAH Joselle	03	Plymouth Leander SC	2:13.12	611	30.58	1:04.61	1:39.40	2:13.12
29.	RENIER Aurora	03	Dimensione Nuoto	2:13.45	606	30.66	1:04.40	1:39.10	2:13.45
30.	INGENDOH Emma	02	VFL Gladbeck 1921	2:13.71	603	30.69	1:04.10	1:39.14	2:13.71
31.	GILOT Eva	02	SPN Poitiers	2:13.76	602	31.04	1:04.85	1:39.36	2:13.76
32.	CEPECK Lea	02	EN Tours	2:14.08	598	30.86	1:04.51	1:39.67	2:14.08
33.	BOURGEOIS Elena	03	ASPTT Limoges	2:14.13	597	31.52	1:06.02	1:40.03	2:14.13
34.	FEYEN Charlotte	03	Brabo Zwemclub Antwerpen	2:14.24	596	30.23	1:03.87	1:39.01	2:14.24
35.	MATHY Leah	02	District Liege Namur Luxembourg	2:14.58	591	31.15	1:04.95	1:39.78	2:14.58
36.	SHELZEL Sira	03	TSG Backnang	2:15.14	584	30.35	1:05.09	1:40.97	2:15.14
37.	VERJE Mara	03	VFL Gladbeck 1921	2:15.30	582	31.06	1:04.81	1:40.36	2:15.30
38.	MORIN Tilde	02	Team West	2:15.42	580	30.57	1:05.23	1:41.04	2:15.42
39.	WIECZOREK Rieke	03	Hessischer Schwimm-Verband	2:15.56	578	30.84	1:05.61	1:41.23	2:15.56
40.	SCHOEN Valentina	02	SSG Saar Max Ritter	2:15.60	578	31.24	1:06.36	1:41.87	2:15.60
41.	FORSON Kaya	02	Ghana Swimming	2:16.02	573	30.73	1:04.91	1:40.11	2:16.02
42.	CHINA Lucile	03	District Liege Namur Luxembourg	2:16.26	570	31.17	1:05.59	1:41.00	2:16.26
43.	SOERENSEN Emilie Wol	03	Aarhus Swim	2:16.49	567	31.79	1:06.14	1:41.66	2:16.49
44.	LEU Lena	02	Swim Team Lucerne	2:16.63	565	31.47	1:06.16	1:41.88	2:16.63
45.	BORGHESI Gaia	02	Polisportiva Comunale Riccione	2:17.07	559	32.48	1:06.89	1:42.01	2:17.07
46.	VANDEPUTTE Silke	03	Brabo Zwemclub Antwerpen	2:18.52	542	31.63	1:06.63	1:42.56	2:18.52
47.	MANOLARAS Laura	03	TSG Backnang	2:18.65	541	31.14	1:06.43	1:43.29	2:18.65
48.	OLESEN Ida	03	Aalborg Svoemmeklub	2:19.33	533 *	32.65	1:07.83	1:44.19	2:19.33
49.	HEIERHOFF Hannah	03	SC Wiesbaden 1911	2:19.50	531 *	32.69	1:08.43	1:44.87	2:19.50
50.	MAYE Misty	02	Cercle des Nageurs de Sion	2:19.65	529 *	32.44	1:07.74	1:44.41	2:19.65
51.	HERDT Jennifer	02	SSG Pforzheim	2:19.72	528 *	30.95	1:05.91	1:42.83	2:19.72
52.	MOELLER Marie-Louise	03	VFL Gladbeck 1921	2:19.83	527 *	31.40	1:06.30	1:42.81	2:19.83
53.	MOEHLE Cara	03	TSG Backnang	2:20.09	524 *	31.33	1:06.41	1:43.54	2:20.09
	PAPE Hannah	03	1. Paderborner SV	2:20.09	524 *	31.37	1:06.25	1:43.50	2:20.09
55.	TISLER Romane	02	CD54 Natation	2:22.09	502 *	32.81	1:09.33	1:46.64	2:22.09
56.	VANDERSCHRICK Laura	02	Fed. Luxembourgeoise de Natation	2:25.23	470 *	31.92	1:07.45	1:45.93	2:25.23
DNS	MORGAN Elena	02	Swim Wales						
DNS	WALLERIUS Theresa	03	SG Rhein-Mosel						
DNS	KUECHLER Hannah	02	Potsdamer SV						





Fédération Luxembourgeoise
de Natation et de Sauvetage

21st Luxembourg Euro Meet 2019
Luxembourg, 25th - 27th January 2019

LUXEMBOURG

LET'S MAKE IT HAPPEN

Event 15, Women, 200m Freestyle, Prelim

Youth

1.	RICCI Nicole	04 Swimming Luxembourg	2:06.23	716	B	29.33	1:00.60	1:33.24	2:06.23
2.	COLBERT Freya	04 Swim England East Midlands	2:07.15	701	R	29.63	1:01.79	1:34.65	2:07.15
3.	FREEMAN Sophie	04 Plymouth Leander SC	2:07.66	693		30.48	1:03.21	1:35.63	2:07.66
4.	DECONINCK Gaele	04 Brugse Zwem- & Reddingskring	2:10.32	651		30.34	1:03.51	1:37.24	2:10.32
5.	LOVELL Madison	04 Swim Wales	2:10.63	646		29.76	1:02.63	1:37.19	2:10.63
6.	JOMINET Lou	05 Fed. Luxembourgeoise de Natation	2:11.27	637		30.62	1:03.91	1:38.71	2:11.27
7.	LEDENT Joanne	05 District Liege Namur Luxembourg	2:12.60	618		30.20	1:03.75	1:38.84	2:12.60
8.	ROSE Rianne	05 Hessischer Schwimm-Verband	2:12.93	613		30.55	1:04.04	1:38.39	2:12.93
9.	BJERG Martha	04 Aarhus Swim	2:13.54	605		31.24	1:04.96	1:39.60	2:13.54
10.	SAUDRAIS Svetlana	04 FFN Ouest	2:14.11	597		31.28	1:05.71	1:40.48	2:14.11
11.	GERTH Lilli	04 TSV Bad Saulgau	2:14.36	594		31.25	1:04.91	1:39.71	2:14.36
12.	LISTRAT Charlotte	04 EN Tours	2:14.37	594		30.99	1:04.82	1:39.78	2:14.37
13.	BARDGETT Ella	04 Plymouth Leander SC	2:14.57	591		30.34	1:04.43	1:39.80	2:14.57
14.	GUTH Regina	05 SC Neustadt/Weinstr.	2:14.65	590		30.34	1:04.33	1:40.29	2:14.65
15.	CHABOT Amelie	04 District Liege Namur Luxembourg	2:15.64	577		31.18	1:05.54	1:40.80	2:15.64
16.	VANHAUWAERT Lotte	04 Royal Ostend Swimming Club	2:16.35	568		30.71	1:04.72	1:40.68	2:16.35
17.	RICCHI Aurora	04 Polisportiva Comunale Riccione	2:16.42	568		30.42	1:05.12	1:40.45	2:16.42
18.	BELLATRECCIA Chiara	04 Dimensione Nuoto	2:17.13	559		31.42	1:05.84	1:41.70	2:17.13
19.	BAFFO Maria Rachele	04 Dimensione Nuoto	2:17.22	558		31.66	1:06.46	1:43.07	2:17.22
20.	VON DEN DRIESCH Jan	04 SSG Saar Max Ritter	2:17.51	554		30.53	1:05.15	1:41.69	2:17.51
21.	PREHN Yvonne	05 SSG Pforzheim	2:17.74	551		31.20	1:07.23	1:43.25	2:17.74
22.	APUSHKINSKAYA Anna	04 SSG Saar Max Ritter	2:17.76	551		31.43	1:06.69	1:42.79	2:17.76
23.	BEAUDOT Laly	04 District Liege Namur Luxembourg	2:18.23	546		29.99	1:04.35	1:42.40	2:18.23
24.	GOSUIN Augustine	04 Liege Mosan	2:18.28	545		31.77	1:06.75	1:42.91	2:18.28
25.	BENZMUELLER Magdale	05 SG Rhein-Mosel	2:18.60	541		31.40	1:06.74	1:43.08	2:18.60
26.	FORSON Zaira	05 Ghana Swimming	2:18.66	540		31.87	1:07.14	1:43.57	2:18.66
27.	WOLFF Jolina	05 VFL Gladbeck 1921	2:18.75	539		31.78	1:07.45	1:43.64	2:18.75
28.	ESTEVE Charlotte	04 CD54 Natation	2:20.14	523		32.20	1:08.60	1:45.71	2:20.14
29.	KUHLMANN Marie	05 VFL Gladbeck 1921	2:20.34	521		31.67	1:07.23	1:43.80	2:20.34
30.	HARTMANN Luisa	04 SC Neustadt/Weinstr.	2:22.01	503		32.25	1:08.54	1:45.85	2:22.01
31.	FEYEN Lindsay	05 Brabo Zwemclub Antwerpen	2:22.37	499		31.97	1:08.01	1:45.73	2:22.37
32.	SMIRNOVA Anna	05 Youth of Moscow	2:22.77	495		32.04	1:08.34	1:45.78	2:22.77
33.	PETERS Yamina	05 VFL Gladbeck 1921	2:23.48	488		31.47	1:07.08	1:45.18	2:23.48
34.	SCHULGIN Nicole	04 SC Neustadt/Weinstr.	2:25.16	471		33.62	1:10.86	1:48.22	2:25.16
35.	SCHMITZ Svea Bo	04 SC Wiesbaden 1911	2:25.99	463		33.05	1:09.79	1:47.75	2:25.99
36.	NAEF Tamara	04 Swim Team Lucerne	2:30.72	421	*	33.94	1:12.20	1:51.71	2:30.72
DSQ	BALMER Camille	04 Cercle des Nageurs de Sion							

G2 - Starting before the starting signal (SW 4.4) (Time: 11:15)





Fédération Luxembourgeoise
de Natation et de Sauvetage

21st Luxembourg Euro Meet 2019
Luxembourg, 25th - 27th January 2019

LUXEMBOURG

LET'S MAKE IT HAPPEN

Event 16 Men, 200m Freestyle 2004 and older
26.01.2019 - 9:16 sponsored by: Loterie Nationale Results Prelim

Meet Record	1:46.10	STJEPANOVIC Velimir	SRB	Luxembourg	30.01.2016
World Record	1:42.00	BIEDERMANN Paul	GER	Rome (ITA)	28.07.2009
European Record	1:42.00	BIEDERMANN Paul	GER	Rome (ITA)	28.07.2009

Open 19 +: 2:02.00 / Junior 17 - 18: 2:06.50 / Youth 15 - 16: 2:13.50

Points: FINA 2018

Rank	YB		Time	Pts	50m	100m	150m	200m
Open								
1.	DUBININ Vladimir	99 Moscow Club	1:49.96	798 A	25.79	53.38	1:21.56	1:49.96
2.	ZELLMANN Poul	95 SG Essen	1:50.49	786 A	26.23	54.35	1:22.48	1:50.49
3.	ZIRK Gregor	99 Energy Standard	1:51.10	773 A	26.04	54.33	1:23.03	1:51.10
4.	KOLESNIKOV Kliment	00 Moscow Club	1:51.37	768 A	25.56	54.08	1:23.06	1:51.37
5.	HEIDTMANN Jacob	94 Swim-Team Elmshorn	1:51.55	764 A	26.43	54.15	1:22.50	1:51.55
6.	ZHIKHAREV Petr	99 Youth of Moscow	1:51.69	761 A	26.85	56.05	1:24.51	1:51.69
7.	MIROSLAW Rafael	01 SG HT16 Hamburg	1:52.15	752 A	27.16	56.03	1:24.48	1:52.15
8.	MAKSUMOV Ernest	97 Moscow Club	1:52.63	742 A	27.05	56.16	1:24.91	1:52.63
9.	FLOHR Julius	95 Hessischer Schwimm-Verband	1:52.81	739 A	26.66	55.04	1:23.87	1:52.81
10.	HANSEN Andreas	00 Denmark Senior	1:52.99	735 A	26.91	56.23	1:24.98	1:52.99
11.	NOWOSAD Max	95 SG Neukoelln e.V. Berlin	1:53.03	734 B	26.78	55.01	1:23.59	1:53.03
12.	RAZZETTI Alberto	99 Italian Swimming Federation	1:53.32	729 B	26.83	55.65	1:24.67	1:53.32
13.	DUDAS Daniel	94 Iron Swim	1:53.34	728 B	26.74	55.50	1:24.26	1:53.34
14.	STACCHIOTTI Raphael	92 Fed. Luxembourgeoise de Natation	1:53.35	728 B	26.58	55.56	1:24.69	1:53.35
15.	FABIANI Remi	01 Fed. Luxembourgeoise de Natation	1:53.40	727 B	25.92	54.68	1:23.94	1:53.40
16.	KISZCZAK Jakub	00 WKS Slask	1:53.43	727 B	26.19	55.29	1:24.63	1:53.43
17.	ROMANCHUK Mykhaylo	96 Energy Standard	1:53.56	724 B	27.15	55.76	1:24.77	1:53.56
18.	SALVAN Hadrien	97 Stade de Vanves	1:53.61	723 B	26.83	56.13	1:25.76	1:53.61
19.	GADGAARD Mikkel	99 Denmark Senior	1:53.69	722 B	26.64	55.41	1:24.47	1:53.69
20.	KNIPPING Arjan	94 PSV	1:53.90	718 B	26.91	56.03	1:25.29	1:53.90
21.	VERRASZTO David	88 Team Hungary	1:54.11	714 R	27.19	56.27	1:25.44	1:54.11
22.	JAWORSKI Szymon	01 WKS Slask	1:54.13	713 R	27.03	56.24	1:25.54	1:54.13
23.	BICZO Bence	93 Team Hungary	1:54.29	710 R	27.39	56.97	1:26.18	1:54.29
24.	FROLOV Sergiy	92 Energy Standard	1:54.38	709 R	27.44	56.68	1:26.06	1:54.38
25.	BERINGUE Raphael	01 CA Orsay	1:54.48	707	27.45	57.01	1:25.96	1:54.48
26.	ANDERSEN Christoffer	H02 Denmark Junior	1:54.54	706	26.89	55.65	1:25.08	1:54.54
27.	CHIRICO Luca	99 Team Insubrika	1:54.63	704	26.80	56.72	1:26.50	1:54.63
28.	SCHMIDT Danny	01 Hessischer Schwimm-Verband	1:54.64	704	26.61	55.33	1:25.13	1:54.64
29.	SAVAGE Daniel	00 Swim England East Midlands	1:54.92	699	26.95	57.54	1:26.93	1:54.92
30.	BLANCH Nicolas	97 Aalborg Svoemmeklub	1:55.00	697	27.18	56.42	1:25.88	1:55.00
31.	DEREN Kacper	98 WKS Slask	1:55.19	694	27.52	56.34	1:26.01	1:55.19
32.	BETH Silas	03 SG Bad Schwartau	1:55.27	692	27.14	56.26	1:26.00	1:55.27
33.	HOUOT Jeremy	99 Vikings de Rouen	1:55.50	688	27.65	56.80	1:26.33	1:55.50
34.	MANNES Max	97 Fed. Luxembourgeoise de Natation	1:55.51	688	26.85	56.19	1:25.79	1:55.51
35.	LINDHOLM Oskar	01 Denmark Junior	1:55.84	682	26.76	55.84	1:26.04	1:55.84
36.	KEBER Christian	98 SC Wiesbaden 1911	1:55.88	681	27.26	56.64	1:26.19	1:55.88
37.	ELLEGAARD Arthur	Daler01 Denmark Junior	1:55.89	681	27.86	57.51	1:27.30	1:55.89
38.	BEELEY Tom	99 Plymouth Leander SC	1:55.90	681	27.22	56.63	1:26.52	1:55.90
39.	WILLIAMS Joshua	02 Swim Wales	1:56.06	678	27.39	57.03	1:26.51	1:56.06
40.	SOULARD Nathanael	01 FFN Ouest	1:56.07	678	27.04	56.05	1:26.11	1:56.07
41.	AX Joel	91 SC Wiesbaden 1911	1:56.08	678	27.29	57.56	1:27.08	1:56.08
42.	POOLE Charlie	01 Swim England East Midlands	1:56.32	674	27.16	56.67	1:26.98	1:56.32
43.	VANDERSCHRICK Steph	00 Fed. Luxembourgeoise de Natation	1:56.48	671	27.37	56.72	1:26.68	1:56.48
44.	DUTKOWIAK Wojciech	00 WKS Slask	1:56.55	670	27.01	56.70	1:26.62	1:56.55





Fédération Luxembourgeoise
de Natation et de Sauvetage



21st Luxembourg Euro Meet 2019
Luxembourg, 25th - 27th January 2019

Event 16, Men, 200m Freestyle, Prelim, Open

Rank		YB		Time	Pts	50m	100m	150m	200m
45.	ECKERVOGT Alexander	00	SG Essen	1:56.61	669	26.83	56.26	1:26.46	1:56.61
46.	STUPIN Maxim	00	Moscow Club	1:56.64	668	27.56	57.11	1:27.12	1:56.64
47.	JACKOWSKI Tomasz	02	WKS Slask	1:56.87	664	27.08	56.54	1:26.83	1:56.87
48.	JANSEN Thomas	01	KNZB-OC	1:57.00	662	27.54	56.64	1:27.06	1:57.00
49.	STROEBEK Lucas Bruun	01	Denmark Junior	1:57.01	662	27.18	57.01	1:27.06	1:57.01
50.	HANO Grzegorz	00	WKS Slask	1:57.12	660	27.40	56.86	1:26.81	1:57.12
51.	SUENKEL Rafael	02	Dresdner SC 1898 e.V.	1:57.19	659	27.53	57.47	1:27.53	1:57.19
52.	SAUBER Bob	01	Fed. Luxembourgeoise de Natation	1:57.32	657	27.15	57.04	1:27.26	1:57.32
53.	SCHMITZ Jacques	02	Fed. Luxembourgeoise de Natation	1:57.36	656	27.56	57.33	1:27.46	1:57.36
54.	POWER Dean	97	UCD Swim Team	1:57.40	655	27.02	56.71	1:26.82	1:57.40
55.	MATTENET Emilien	00	Charleville Mezieres	1:57.50	654	27.85	58.05	1:28.63	1:57.50
56.	KELLER Viktor	98	SC Wiesbaden 1911	1:57.53	653	27.64	56.98	1:26.81	1:57.53
57.	BRAUNBERGER Richard	00	Hessischer Schwimm-Verband	1:57.72	650	28.37	58.77	1:28.67	1:57.72
58.	FOELDHAZI David	95	Iron Swim	1:57.90	647	26.76	56.04	1:27.20	1:57.90
59.	DOMINIAK Kacper	00	WKS Slask	1:58.07	644	27.54	57.36	1:27.87	1:58.07
60.	KONZ Alexander	99	SG Bayer	1:58.29	641	27.80	58.18	1:28.69	1:58.29
61.	NISSEN Jakob Strunge	02	Denmark Junior	1:58.48	638	27.58	57.96	1:28.96	1:58.48
62.	FRANCKX Stan	02	Flanders	1:58.75	633	26.63	56.10	1:26.92	1:58.75
63.	KIEFFER Victor	98	EN Tours	1:58.79	633	27.34	57.36	1:28.30	1:58.79
64.	JOZKOW Cezary	01	WKS Slask	1:58.82	632	27.88	57.86	1:28.39	1:58.82
65.	HOELBLING Alexander	01	ATUS Knittelfeld	1:58.88	631	27.57	58.56	1:29.49	1:58.88
66.	OLSSON Melker	00	Team West	1:58.89	631	28.19	58.59	1:28.86	1:58.89
67.	THENU Maxime	02	FFN Ouest	1:58.98	630	27.78	58.72	1:29.00	1:58.98
68.	RUBASHNYI Alexander	01	Youth of Moscow	1:59.50	621	27.21	56.61	1:27.64	1:59.50
69.	DAZY Max	00	Cercle Royal de Natation Arlonais	1:59.58	620	27.69	58.07	1:28.91	1:59.58
70.	LEES Axel	02	ASPTT Limoges	1:59.66	619	26.94	57.16	1:28.83	1:59.66
71.	KRASNIQI Arti	99	Swim-Team Elmshorn	1:59.68	619	27.07	56.72	1:28.35	1:59.68
72.	MENCEL Milosz	02	WKS Slask	1:59.90	615	28.19	58.74	1:29.88	1:59.90
73.	MITCHELL Stefano	99	Plymouth Leander SC	1:59.91	615	27.73	57.90	1:28.70	1:59.91
74.	EICHLER Adrian	03	SC Wiesbaden 1911	1:59.92	615	28.26	59.95	1:30.42	1:59.92
75.	KOCH Leo	01	SSG Pforzheim	2:00.12	612	26.78	56.25	1:27.28	2:00.12
76.	JONES Reid	02	Plymouth Leander SC	2:00.15	611	27.45	58.53	1:29.44	2:00.15
77.	PAKER Batuhan	02	Plymouth Leander SC	2:00.27	609	27.23	57.44	1:28.75	2:00.27
78.	KNOTT Rene Pascal	00	1. Paderborner SV	2:00.38	608	27.75	58.00	1:29.50	2:00.38
79.	JEDEL Christopher	95	Team West	2:00.40	608	28.14	58.28	1:29.31	2:00.40
80.	RICHARDS Owen	01	Swim Wales	2:00.55	605	27.83	58.34	1:29.27	2:00.55
81.	PLOWMAN Archie	01	Swim England East Midlands	2:00.60	605	28.11	59.01	1:29.93	2:00.60
82.	DALEIDEN CIUFERRI Raouf	03	Fed. Luxembourgeoise de Natation	2:00.74	602	27.49	57.75	1:29.23	2:00.74
83.	DINE MOREIRA Orhan	98	EN Tours	2:00.78	602	27.91	59.46	1:30.83	2:00.78
84.	RENNESON Xavier	01	District Liege Namur Luxembourg	2:00.82	601	28.93	59.36	1:30.31	2:00.82
85.	KANTZENBACH Jon	02	Hessischer Schwimm-Verband	2:00.86	601	28.47	59.50	1:30.77	2:00.86
86.	BECKERS Felix	01	Fed. Luxembourgeoise de Natation	2:00.87	600	27.48	58.27	1:29.64	2:00.87
87.	GALLAGHER Dylan	03	Swim Wales	2:01.05	598	28.87	59.63	1:30.20	2:01.05
88.	NORTH Oscar	03	Plymouth Leander SC	2:01.48	591	28.25	59.15	1:30.43	2:01.48
89.	RUDQVIST Samuel	99	Team West	2:01.84	586	28.19	59.37	1:30.84	2:01.84
90.	SUMIN Ivan	03	Youth of Moscow	2:01.93	585	27.97	59.08	1:30.65	2:01.93
91.	HART James	04	Plymouth Leander SC	2:01.94	585	28.99	1:00.17	1:31.17	2:01.94
92.	BRENNER Luccas Dam	01	Denmark Junior	2:02.03	583	27.84	58.44	1:30.17	2:02.03
93.	MASCARENHAS Henrique	01	Plymouth Leander SC	2:02.13	582	28.36	59.73	1:31.34	2:02.13
94.	KOSTIKOV Yaroslav	04	Youth of Moscow	2:02.16	582	28.44	59.63	1:30.70	2:02.16
95.	DENGIS Bastien	02	Liege Mosan	2:02.41	578	28.52	59.43	1:31.43	2:02.41
96.	SHOOPINSKY Nicholas	00	SC Wiesbaden 1911	2:02.42	578 *	27.70	56.77	1:28.32	2:02.42





Fédération Luxembourgeoise
de Natation et de Sauvetage



21st Luxembourg Euro Meet 2019
Luxembourg, 25th - 27th January 2019

Event 16, Men, 200m Freestyle, Prelim, Open

Rank		YB		Time	Pts	50m	100m	150m	200m
97.	NASINI Michele	02	Polisportiva Comunale Riccione	2:02.80	573	28.78	59.24	1:30.92	2:02.80
98.	VAN ROMPAEY Senne	03	Brabo Zwemclub Antwerpen	2:02.88	571	28.11	59.38	1:31.30	2:02.88
99.	ZLATIC Lazar	94	Iron Swim	2:03.09	569 *	27.36	58.53	1:30.50	2:03.09
100.	ADILGEREYEV Adil	02	Dostyk Aktobe	2:03.29	566	28.53	59.87	1:31.77	2:03.29
101.	PERLA Edoardo	01	Polisportiva Comunale Riccione	2:03.51	563	28.73	1:00.33	1:31.75	2:03.51
102.	AH WAN Lenel	02	Plymouth Leander SC	2:03.86	558	27.40	58.59	1:31.21	2:03.86
103.	HENRIONNET Tom	04	CD54 Natation	2:04.06	555	28.48	59.66	1:31.93	2:04.06
104.	TSUI Dylan	02	Plymouth Leander SC	2:04.75	546	29.36	1:01.65	1:33.63	2:04.75
105.	JANSEN Anton	00	PSV	2:04.85	545 *	27.87	59.98	1:32.60	2:04.85
106.	DE MEYER Niels	02	Brabo Zwemclub Antwerpen	2:04.92	544	28.27	59.84	1:32.59	2:04.92
107.	WERNER Nick	01	SSG Saar Max Ritter	2:05.03	542	28.75	1:00.43	1:32.63	2:05.03
108.	HUTZLER Max	02	Dresdner SC 1898 e.V.	2:05.06	542	27.58	59.02	1:31.88	2:05.06
109.	GANSS Julius	02	SV Nikar Heidelberg	2:05.25	540	28.61	1:00.45	1:33.15	2:05.25
110.	PREECE Aron	99	Nova Centurion SC	2:05.53	536 *	28.80	1:00.45	1:33.35	2:05.53
111.	DANTHINE Zacharie	04	Cercle Royal de Natation Arlonais	2:05.56	536	29.01	1:00.98	1:34.10	2:05.56
112.	GRIFFITHS Alex	03	Swim Wales	2:05.58	535	29.01	59.94	1:32.69	2:05.58
	PLASCHKE Lennart	01	SC Wiesbaden 1911	2:05.58	535	29.40	1:01.31	1:33.18	2:05.58
114.	FROST Oliver Noergaard	02	Aalborg Svoemmeklub	2:05.66	534	28.56	1:00.17	1:32.96	2:05.66
115.	HUSQUINET Paul	02	Liege Mosan	2:05.78	533	28.50	1:00.12	1:32.65	2:05.78
116.	BISENIUS Rayan	00	District Liege Namur Luxembourg	2:05.84	532 *	29.43	1:01.71	1:33.83	2:05.84
117.	SCHWICK Maximilian	04	Dresdner SC 1898 e.V.	2:05.89	531	28.34	1:00.59	1:33.89	2:05.89
118.	DELLA COLETTA Alessandra	03	Dimensione Nuoto	2:05.91	531	27.75	59.26	1:32.75	2:05.91
119.	GDANIEC Hubert	04	Plymouth Leander SC	2:05.94	531	29.19	1:02.35	1:35.86	2:05.94
	KELLNER Mats	99	1. Paderborner SV	2:05.94	531 *	28.52	1:00.60	1:33.59	2:05.94
121.	VELLEN Nicolas	02	SG Neuss	2:06.17	528	28.88	1:00.25	1:32.89	2:06.17
122.	BOKOV Rodion	03	Swimming Luxembourg	2:06.78	520	28.99	1:00.86	1:33.63	2:06.78
123.	EECKHOUT Emile	01	Boust	2:06.84	520 *	29.95	1:02.79	1:36.14	2:06.84
	GRAF Alex	99	Schwammclub Deifferdang	2:06.84	520 *	28.49	1:00.38	1:33.86	2:06.84
125.	SUCH Thijs Oscar	03	SC Wiesbaden 1911	2:07.00	518	28.45	59.74	1:32.66	2:07.00
126.	SNIEDZE Ricards Janis	03	BJSS Ridzene DSN	2:07.68	509	28.95	1:02.80	1:37.56	2:07.68
127.	SILVA SIEIRA Carlos	03	Plymouth Leander SC	2:07.74	509	29.68	1:02.70	1:35.22	2:07.74
128.	CAPEL Theo	04	ASPTT Limoges	2:07.83	508	28.09	1:00.66	1:33.80	2:07.83
129.	LOURTIE Theo	04	District Liege Namur Luxembourg	2:08.09	504	29.22	1:01.83	1:35.48	2:08.09
130.	CHRISTIN Matthieu Nath	03	Youth of Moscow	2:08.18	503	28.99	1:00.91	1:34.59	2:08.18
131.	REMACLE Hugo	03	District Liege Namur Luxembourg	2:08.40	501	29.42	1:02.22	1:35.60	2:08.40
132.	CONSTANTINO CAEIRO	03	Cercle de Natation Dudelange	2:08.53	499	28.40	1:00.91	1:35.24	2:08.53
133.	KAMINSKI Karl	03	SSF Bonn	2:08.71	497	29.39	1:01.73	1:35.30	2:08.71
134.	BROCKHAUS Robin	01	1. Paderborner SV	2:08.74	497 *	28.19	1:00.90	1:35.12	2:08.74
135.	SYMILLIDIS Stylianos	04	Plymouth Leander SC	2:08.88	495	28.56	1:00.68	1:34.91	2:08.88
136.	FRANCOIS Mathias	03	District Liege Namur Luxembourg	2:09.32	490	29.10	1:01.20	1:35.14	2:09.32
137.	SONNENBERG Philipp	04	SC Neustadt/Weinstr.	2:09.39	489	30.38	1:03.49	1:36.77	2:09.39
138.	WASHBURN Finlay	04	Plymouth Leander SC	2:09.90	484	28.37	1:01.63	1:35.19	2:09.90
139.	DE COOMAN F.	04	District Liege Namur Luxembourg	2:10.02	482	29.48	1:02.96	1:38.01	2:10.02
140.	WIRTH David	02	Schwammclub Deifferdang	2:11.23	469 *	29.07	1:02.61	1:37.16	2:11.23
141.	SMIT Luca	03	SC Wiesbaden 1911	2:11.69	464	29.35	1:01.74	1:36.83	2:11.69
142.	PETERWITZ Andre	99	SC Wiesbaden 1911	2:11.74	464 *	29.78	1:02.49	1:36.98	2:11.74
143.	FLOTTMEYER Vincent	03	1. Paderborner SV	2:12.27	458	30.28	1:04.47	1:39.13	2:12.27
144.	SCHMIDIGER Ian	03	Swim Team Lucerne	2:12.28	458	30.23	1:05.12	1:39.64	2:12.28
145.	SIEMUND Benjamin	03	SG Poseidon Eppelheim	2:14.15	439 *	28.71	1:02.58	1:38.77	2:14.15
146.	DOMBROWA Yanick	04	VFL Gladbeck 1921	2:15.43	427 *	28.07	1:00.84	1:37.75	2:15.43
147.	PARMENTIER Aymeric	93	Boust	2:16.81	414 *	30.04	1:04.23	1:40.63	2:16.81
DNS	WANTEN Bernd	04	Brabo Zwemclub Antwerpen						



Fédération Luxembourgeoise
de Natation et de Sauvetage**LUXEMBOURG**

LET'S MAKE IT HAPPEN

21st Luxembourg Euro Meet 2019
Luxembourg, 25th - 27th January 2019

Event 16, Men, 200m Freestyle, Prelim, Open

Rank		YB		Time	Pts	50m	100m	150m	200m
DNS	LAVEN Henrik	03	SC Neustadt/Weinstr.						
DNS	ENDERS Lennart	01	SC Wiesbaden 1911						
DNS	VENDRAME Ivano	97	Italian Swimming Federation						
WDR	EL-KAMASH Marwan	93	Energy Standard						
WDR	CLARKE Kameron	02	Swim Wales						
WDR	STOLK Ivo	01	KNZB-OC						

Junior

1.	MIROSLAW Rafael	01	SG HT16 Hamburg	1:52.15	752 A	27.16	56.03	1:24.48	1:52.15
2.	FABIANI Remi	01	Fed. Luxembourgeoise de Natation	1:53.40	727 B	25.92	54.68	1:23.94	1:53.40
3.	JAWORSKI Szymon	01	WKS Slask	1:54.13	713 R	27.03	56.24	1:25.54	1:54.13
4.	BERINGUE Raphael	01	CA Orsay	1:54.48	707	27.45	57.01	1:25.96	1:54.48
5.	ANDERSEN Christoffer	H02	Denmark Junior	1:54.54	706	26.89	55.65	1:25.08	1:54.54
6.	SCHMIDT Danny	01	Hessischer Schwimm-Verband	1:54.64	704	26.61	55.33	1:25.13	1:54.64
7.	LINDHOLM Oskar	01	Denmark Junior	1:55.84	682	26.76	55.84	1:26.04	1:55.84
8.	ELLEGAARD Arthur	Daler01	Denmark Junior	1:55.89	681	27.86	57.51	1:27.30	1:55.89
9.	WILLIAMS Joshua	02	Swim Wales	1:56.06	678	27.39	57.03	1:26.51	1:56.06
10.	SOULARD Nathanael	01	FFN Ouest	1:56.07	678	27.04	56.05	1:26.11	1:56.07
11.	POOLE Charlie	01	Swim England East Midlands	1:56.32	674	27.16	56.67	1:26.98	1:56.32
12.	JACKOWSKI Tomasz	02	WKS Slask	1:56.87	664	27.08	56.54	1:26.83	1:56.87
13.	JANSEN Thomas	01	KNZB-OC	1:57.00	662	27.54	56.64	1:27.06	1:57.00
14.	STROEBEK Lucas	Bruun01	Denmark Junior	1:57.01	662	27.18	57.01	1:27.06	1:57.01
15.	SUENKEL Rafael	02	Dresdner SC 1898 e.V.	1:57.19	659	27.53	57.47	1:27.53	1:57.19
16.	SAUBER Bob	01	Fed. Luxembourgeoise de Natation	1:57.32	657	27.15	57.04	1:27.26	1:57.32
17.	SCHMITZ Jacques	02	Fed. Luxembourgeoise de Natation	1:57.36	656	27.56	57.33	1:27.46	1:57.36
18.	NISSEN Jakob	Strunge	Denmark Junior	1:58.48	638	27.58	57.96	1:28.96	1:58.48
19.	FRANCKX Stan	02	Flanders	1:58.75	633	26.63	56.10	1:26.92	1:58.75
20.	JOZKOW Cezary	01	WKS Slask	1:58.82	632	27.88	57.86	1:28.39	1:58.82
21.	HOELBLING Alexander	01	ATUS Knittelfeld	1:58.88	631	27.57	58.56	1:29.49	1:58.88
22.	THENU Maxime	02	FFN Ouest	1:58.98	630	27.78	58.72	1:29.00	1:58.98
23.	RUBASHNYI Alexander	01	Youth of Moscow	1:59.50	621	27.21	56.61	1:27.64	1:59.50
24.	LEES Axel	02	ASPTT Limoges	1:59.66	619	26.94	57.16	1:28.83	1:59.66
25.	MENCEL Milosz	02	WKS Slask	1:59.90	615	28.19	58.74	1:29.88	1:59.90
26.	KOCH Leo	01	SSG Pforzheim	2:00.12	612	26.78	56.25	1:27.28	2:00.12
27.	JONES Reid	02	Plymouth Leander SC	2:00.15	611	27.45	58.53	1:29.44	2:00.15
28.	PAKER Batuhan	02	Plymouth Leander SC	2:00.27	609	27.23	57.44	1:28.75	2:00.27
29.	RICHARDS Owen	01	Swim Wales	2:00.55	605	27.83	58.34	1:29.27	2:00.55
30.	PLOWMAN Archie	01	Swim England East Midlands	2:00.60	605	28.11	59.01	1:29.93	2:00.60
31.	RENNESON Xavier	01	District Liege Namur Luxembourg	2:00.82	601	28.93	59.36	1:30.31	2:00.82
32.	KANTZENBACH Jon	02	Hessischer Schwimm-Verband	2:00.86	601	28.47	59.50	1:30.77	2:00.86
33.	BECKERS Felix	01	Fed. Luxembourgeoise de Natation	2:00.87	600	27.48	58.27	1:29.64	2:00.87
34.	BRENNER Luccas	Dam	Denmark Junior	2:02.03	583	27.84	58.44	1:30.17	2:02.03
35.	MASCARENHAS Henrique	01	Plymouth Leander SC	2:02.13	582	28.36	59.73	1:31.34	2:02.13
36.	DENGIS Bastien	02	Liege Mosan	2:02.41	578	28.52	59.43	1:31.43	2:02.41
37.	NASINI Michele	02	Polisportiva Comunale Riccione	2:02.80	573	28.78	59.24	1:30.92	2:02.80
38.	ADILGEREYEV Adil	02	Dostyk Aktobe	2:03.29	566	28.53	59.87	1:31.77	2:03.29
39.	PERLA Edoardo	01	Polisportiva Comunale Riccione	2:03.51	563	28.73	1:00.33	1:31.75	2:03.51
40.	AH WAN Lenel	02	Plymouth Leander SC	2:03.86	558	27.40	58.59	1:31.21	2:03.86
41.	TSUI Dylan	02	Plymouth Leander SC	2:04.75	546	29.36	1:01.65	1:33.63	2:04.75
42.	DE MEYER Niels	02	Brabo Zwemclub Antwerpen	2:04.92	544	28.27	59.84	1:32.59	2:04.92
43.	WERNER Nick	01	SSG Saar Max Ritter	2:05.03	542	28.75	1:00.43	1:32.63	2:05.03
44.	HUTZLER Max	02	Dresdner SC 1898 e.V.	2:05.06	542	27.58	59.02	1:31.88	2:05.06





Fédération Luxembourgeoise
de Natation et de Sauvetage

21st Luxembourg Euro Meet 2019
Luxembourg, 25th - 27th January 2019

LUXEMBOURG

LET'S MAKE IT HAPPEN

Event 16, Boys, 200m Freestyle, Prelim, Junior

Rank		YB		Time	Pts	50m	100m	150m	200m
45.	GANSS Julius	02	SV Nikar Heidelberg	2:05.25	540	28.61	1:00.45	1:33.15	2:05.25
46.	PLASCHKE Lennart	01	SC Wiesbaden 1911	2:05.58	535	29.40	1:01.31	1:33.18	2:05.58
47.	FROST Oliver Noergaard	02	Aalborg Svoemmeklub	2:05.66	534	28.56	1:00.17	1:32.96	2:05.66
48.	HUSQUINET Paul	02	Liege Mosan	2:05.78	533	28.50	1:00.12	1:32.65	2:05.78
49.	VELLEN Nicolas	02	SG Neuss	2:06.17	528	28.88	1:00.25	1:32.89	2:06.17
50.	EECKHOUT Emile	01	Boust	2:06.84	520 *	29.95	1:02.79	1:36.14	2:06.84
51.	BROCKHAUS Robin	01	1. Paderborner SV	2:08.74	497 *	28.19	1:00.90	1:35.12	2:08.74
52.	WIRTH David	02	Schwammclub Deifferdang	2:11.23	469 *	29.07	1:02.61	1:37.16	2:11.23
DNS	ENDERS Lennart	01	SC Wiesbaden 1911						
WDR	CLARKE Kameron	02	Swim Wales						
WDR	STOLK Ivo	01	KNZB-OC						

Youth

1.	BETH Silas	03	SG Bad Schwartau	1:55.27	692	27.14	56.26	1:26.00	1:55.27
2.	EICHLER Adrian	03	SC Wiesbaden 1911	1:59.92	615	28.26	59.95	1:30.42	1:59.92
3.	DALEIDEN CIUFERRI Raouf	03	Fed. Luxembourgeoise de Natation	2:00.74	602	27.49	57.75	1:29.23	2:00.74
4.	GALLAGHER Dylan	03	Swim Wales	2:01.05	598	28.87	59.63	1:30.20	2:01.05
5.	NORTH Oscar	03	Plymouth Leander SC	2:01.48	591	28.25	59.15	1:30.43	2:01.48
6.	SUMIN Ivan	03	Youth of Moscow	2:01.93	585	27.97	59.08	1:30.65	2:01.93
7.	HART James	04	Plymouth Leander SC	2:01.94	585	28.99	1:00.17	1:31.17	2:01.94
8.	KOSTIKOV Yaroslav	04	Youth of Moscow	2:02.16	582	28.44	59.63	1:30.70	2:02.16
9.	VAN ROMPAEY Senne	03	Brabo Zwemclub Antwerpen	2:02.88	571	28.11	59.38	1:31.30	2:02.88
10.	HENRIONNET Tom	04	CD54 Natation	2:04.06	555	28.48	59.66	1:31.93	2:04.06
11.	DANTHINE Zacharie	04	Cercle Royal de Natation Arlonais	2:05.56	536	29.01	1:00.98	1:34.10	2:05.56
12.	GRIFFITHS Alex	03	Swim Wales	2:05.58	535	29.01	59.94	1:32.69	2:05.58
13.	SCHWICK Maximilian	04	Dresdner SC 1898 e.V.	2:05.89	531	28.34	1:00.59	1:33.89	2:05.89
14.	DELLA COLETTA Alessandra	03	Dimensione Nuoto	2:05.91	531	27.75	59.26	1:32.75	2:05.91
15.	GDANIEC Hubert	04	Plymouth Leander SC	2:05.94	531	29.19	1:02.35	1:35.86	2:05.94
16.	BOKOV Rodion	03	Swimming Luxembourg	2:06.78	520	28.99	1:00.86	1:33.63	2:06.78
17.	SUCH Thijs Oscar	03	SC Wiesbaden 1911	2:07.00	518	28.45	59.74	1:32.66	2:07.00
18.	SNIEDZE Ricards Janis	03	BJSS Ridzene DSN	2:07.68	509	28.95	1:02.80	1:37.56	2:07.68
19.	SILVA SIEIRA Carlos	03	Plymouth Leander SC	2:07.74	509	29.68	1:02.70	1:35.22	2:07.74
20.	CAPEL Theo	04	ASPTT Limoges	2:07.83	508	28.09	1:00.66	1:33.80	2:07.83
21.	LOURTIE Theo	04	District Liege Namur Luxembourg	2:08.09	504	29.22	1:01.83	1:35.48	2:08.09
22.	CHRISTIN Matthieu Nathanael	03	Youth of Moscow	2:08.18	503	28.99	1:00.91	1:34.59	2:08.18
23.	REMACLE Hugo	03	District Liege Namur Luxembourg	2:08.40	501	29.42	1:02.22	1:35.60	2:08.40
24.	CONSTANTINO CAEIRO	03	Cercle de Natation Dudelange	2:08.53	499	28.40	1:00.91	1:35.24	2:08.53
25.	KAMINSKI Karl	03	SSF Bonn	2:08.71	497	29.39	1:01.73	1:35.30	2:08.71
26.	SYMILLIDIS Stylianos	04	Plymouth Leander SC	2:08.88	495	28.56	1:00.68	1:34.91	2:08.88
27.	FRANCOIS Mathias	03	District Liege Namur Luxembourg	2:09.32	490	29.10	1:01.20	1:35.14	2:09.32
28.	SONNENBERG Philipp	04	SC Neustadt/Weinstr.	2:09.39	489	30.38	1:03.49	1:36.77	2:09.39
29.	WASHBURN Finlay	04	Plymouth Leander SC	2:09.90	484	28.37	1:01.63	1:35.19	2:09.90
30.	DE COOMAN F.	04	District Liege Namur Luxembourg	2:10.02	482	29.48	1:02.96	1:38.01	2:10.02
31.	SMIT Luca	03	SC Wiesbaden 1911	2:11.69	464	29.35	1:01.74	1:36.83	2:11.69
32.	FLOTTMEYER Vincent	03	1. Paderborner SV	2:12.27	458	30.28	1:04.47	1:39.13	2:12.27
33.	SCHMIDIGER Ian	03	Swim Team Lucerne	2:12.28	458	30.23	1:05.12	1:39.64	2:12.28
34.	SIEMUND Benjamin	03	SG Poseidon Eppelheim	2:14.15	439 *	28.71	1:02.58	1:38.77	2:14.15
35.	DOMBROWA Yanick	04	VFL Gladbeck 1921	2:15.43	427 *	28.07	1:00.84	1:37.75	2:15.43
DNS	WANTEN Bernd	04	Brabo Zwemclub Antwerpen						
DNS	LAVEN Henrik	03	SC Neustadt/Weinstr.						





Fédération Luxembourgeoise
de Natation et de Sauvetage

LUXEMBOURG

LET'S MAKE IT HAPPEN

21st Luxembourg Euro Meet 2019
Luxembourg, 25th - 27th January 2019

Event 17 Women, 100m Butterfly 2005 and older
26.01.2019 - 9:40 sponsored by: SEO Results Prelim

Meet Record	56.77	SJOESTROEM Sarah	SWE	Luxembourg	28.01.2018
World Record	55.48	SJOESTROEM Sarah	SWE	Rio (BRA)	07.08.2016
European Record	55.48	SJOESTROEM Sarah	SWE	Rio (BRA)	07.08.2016

Open 18 +: 1:06.55 / Junior 16 - 17: 1:10.45 / Youth 14 - 15: 1:12.75

Points: FINA 2018

Rank	YB		Time	Pts	50m	100m
Open						
1.	93	SJOESTROM Sarah Energy Standard	58.16	868 A	26.89	58.16
2.	90	BIANCHI Ilaria Italian Swimming Federation	59.44	813 A	27.71	59.44
3.	93	DI LIDDO Elena Italian Swimming Federation	59.48	811 A	28.20	59.48
4.	99	STEPHENS Laura Plymouth Leander SC	59.94	792 A	27.88	59.94
5.	96	SZILAGYI Liliana Team Hungary	1:00.65	765 A	28.39	1:00.65
6.	98	HOEPINK Lisa SG Essen	1:00.74	762 A	28.11	1:00.74
7.	89	HOSSZU Katinka Iron Swim	1:00.79	760 A	28.95	1:00.79
	98	ZANDRINGA Kinge KNZB	1:00.79	760 A	28.36	1:00.79
9.	93	DI PIETRO Silvia Italian Swimming Federation	1:00.87	757 A	28.02	1:00.87
10.	00	VILLESEN Katrine Bukh Aalborg Svoemmeklub	1:01.43	736 A	28.85	1:01.43
11.	04	FREEMAN Sophie Plymouth Leander SC	1:01.64	729 B	29.44	1:01.64
12.	89	UGOLKOVA Maria Schwimmclub Uster Wallisellen	1:01.68	727 B	28.88	1:01.68
13.	01	GAARD Regitze Denmark Senior	1:02.10	713 B	29.07	1:02.10
14.	01	EHRING Mareike VFL Gladbeck 1921	1:02.13	712 B	28.39	1:02.13
15.	02	MORRIS Ciara Swim Wales	1:02.51	699 B	29.10	1:02.51
16.	02	ASPRISSI Karen Team Insubrika	1:02.76	690 B	28.80	1:02.76
17.	02	ALLISON Megan Swim Wales	1:02.80	689 B	29.95	1:02.80
18.	03	ELLIOTT Maisie Swim England East Midlands	1:02.87	687 B	29.66	1:02.87
19.	03	KLEYBOLDT Rosalie SC Wiesbaden 1911	1:03.08	680 B	29.52	1:03.08
20.	01	NUNES Chefanja KNZB-OC	1:03.09	680 B	29.24	1:03.09
21.	02	BIDEAU Thais FFN Ouest	1:03.24	675 R	29.64	1:03.24
22.	00	WIUFF Cecilie Denmark Senior	1:03.49	667 ?	29.57	1:03.49
	04	PRITCHARD Chloe Swim Wales	1:03.49	667 ?	29.34	1:03.49
24.	99	BRAGINA Lada Russia Ugra	1:03.54	665 R	29.60	1:03.54
25.	04	TASZHANOVA Diana Dostyk Aktobe	1:03.55	665	29.36	1:03.55
26.	02	TANIR Duru Plymouth Leander SC	1:03.75	659	29.28	1:03.75
27.	02	BARRETT Karoline Denmark Junior	1:03.78	658	29.26	1:03.78
28.	99	CELAR Selina DSW 1912 Darmstadt	1:03.87	655	29.86	1:03.87
29.	02	MORGAN Elena Swim Wales	1:03.97	652	30.00	1:03.97
30.	03	WIZARD Betsy Swim England East Midlands	1:04.01	651	29.39	1:04.01
31.	01	RIJKHOFF Lisa Aalborg Svoemmeklub	1:04.09	648	30.55	1:04.09
32.	04	GERTH Lilli TSV Bad Saulgau	1:04.13	647	29.76	1:04.13
33.	03	WAUTERS Laura Flanders	1:04.14	647	29.95	1:04.14
34.	02	SPIERING Femke KNZB-OC	1:04.19	645	30.37	1:04.19
35.	03	MELBOURNE-SMITH Gabrielle Swim Wales	1:04.25	643	29.73	1:04.25
36.	03	MARZIALI Ginevra Dimensione Nuoto	1:04.30	642	29.97	1:04.30
	99	SCHOEN Lisa Aalborg Svoemmeklub	1:04.30	642	29.33	1:04.30
38.	04	DE TORRES Rebecca Swim Wales	1:04.36	640	29.29	1:04.36
39.	02	TANIS Elise KNZB-OC	1:04.71	630	29.83	1:04.71
40.	99	HAWORTH Tara Edinburgh University	1:04.91	624	30.35	1:04.91
41.	00	SWEGMARK Ida Team West	1:05.01	621	30.32	1:05.01
42.	04	NOEL Oriana Plymouth Leander SC	1:05.04	620	30.20	1:05.04
43.	03	GRUNDKE Leonie Dresdner Delphine e.V.	1:05.13	618	30.25	1:05.13
44.	01	WEGRZYNOWSKA Aleksandra WKS Slask	1:05.27	614	30.64	1:05.27





Fédération Luxembourgeoise
de Natation et de Sauvetage



21st Luxembourg Euro Meet 2019
Luxembourg, 25th - 27th January 2019

Event 17, Women, 100m Butterfly, Prelim, Open

Rank	YB		Time	Pts	50m	100m	
45.	PETERS Lena	05	Fed. Luxembourgeoise de Natation	1:05.28	613	30.52	1:05.28
46.	AVRARD Laly	03	EN Tours	1:05.34	612	30.76	1:05.34
47.	GUEL Dilara	02	TSG Backnang	1:05.50	607	29.90	1:05.50
48.	WIJK Mellie	02	Team West	1:05.52	607	30.40	1:05.52
	SCHNAGL Emelie	01	SSG Saar Max Ritter	1:05.52	607	31.74	1:05.52
50.	DECONINCK Gaelle	04	Brugse Zwem- & Reddingskring	1:05.57	605	30.68	1:05.57
51.	WIEDEMANN Hannah	00	SSF Bonn	1:06.07	592	31.09	1:06.07
52.	HARISBOURE Ambre	04	Collectif Nouvelle-Aquitaine	1:06.11	591	31.22	1:06.11
53.	MAJOR Scarlet	03	Swim Wales	1:06.21	588	31.16	1:06.21
54.	VAN WALLENDIAEL Sarah	02	Brabo Zwemclub Antwerpen	1:06.26	587	30.86	1:06.26
55.	MAYOT Axelle	02	SPN Poitiers	1:06.31	585	31.78	1:06.31
56.	BROWNRIDGE Aimee	04	Plymouth Leander SC	1:06.42	582	31.12	1:06.42
57.	PREHN Isabella	02	SC Wiesbaden 1911	1:06.43	582	30.72	1:06.43
	VAN DROFFELAAR Anna	04	KNZB-OC	1:06.43	582	30.71	1:06.43
59.	KOEHORST Britta	03	KNZB-OC	1:06.57	578	31.74	1:06.57
60.	PEREZ-GARCIA Maria	02	Fed. Luxembourgeoise de Natation	1:06.64	577	31.09	1:06.64
61.	ZWING Katharina	05	SSG Saar Max Ritter	1:06.65	576	30.90	1:06.65
62.	SCHIRRA Hannah	03	SSG Saar Max Ritter	1:06.74	574	31.56	1:06.74
63.	PETERS Emma	03	Fed. Luxembourgeoise de Natation	1:06.79	573	30.69	1:06.79
64.	ADAMS Victoria	02	Plymouth Leander SC	1:06.96	568	31.49	1:06.96
65.	PLUECKER Hannah	02	Hessischer Schwimm-Verband	1:07.11	564	30.69	1:07.11
66.	SHELTON Amy	04	Swim Wales	1:07.31	559	31.39	1:07.31
67.	ROBIN Cheyenne	04	Collectif Nouvelle-Aquitaine	1:07.50	555	30.97	1:07.50
68.	ROSE Rianne	05	Hessischer Schwimm-Verband	1:07.51	555	31.37	1:07.51
69.	LISTRAT Charlotte	04	EN Tours	1:07.89	545	31.54	1:07.89
70.	HAMEN SAIEG Yael	01	Fed. Luxembourgeoise de Natation	1:08.45	532 *	31.98	1:08.45
71.	KEBRLE Lea	02	SG Bayer	1:08.55	530	31.44	1:08.55
72.	BOUTET Cleo	02	District Liege Namur Luxembourg	1:08.84	523	31.61	1:08.84
73.	KLEIN Mona	03	SG Neuss	1:09.06	518	30.52	1:09.06
74.	CORNISH Emily	04	Plymouth Leander SC	1:09.27	513	31.65	1:09.27
75.	DOELP Sophia	03	SG Wago	1:09.69	504	32.28	1:09.69
76.	NICKERL Jasmin	03	SSG Pforzheim	1:09.73	503	32.04	1:09.73
77.	HEIERHOFF Hannah	03	SC Wiesbaden 1911	1:10.01	497	32.18	1:10.01
78.	VETTER Nele	03	Schwimm-Team Bingerbrueck	1:10.13	495	32.47	1:10.13
79.	MATHY Leah	02	District Liege Namur Luxembourg	1:10.67	483 *	33.21	1:10.67
80.	MATICIUC Alexandra	04	Plymouth Leander SC	1:10.96	477	33.33	1:10.96
81.	BURRI Valentina	03	Swim Team Lucerne	1:11.88	459 *	33.52	1:11.88
82.	MEKHTOUB Jade	04	CD54 Natation	1:12.43	449	33.66	1:12.43
83.	MOEHLE Cara	03	TSG Backnang	1:12.49	448 *	33.42	1:12.49
84.	SICILIANO Antonella	01	Dimensione Nuoto	1:12.61	446 *	32.96	1:12.61
85.	SCHMITZ Svea Bo	04	SC Wiesbaden 1911	1:13.55	429 *	32.69	1:13.55
86.	FORSON Zaira	05	Ghana Swimming	1:16.63	379 *	34.82	1:16.63
DNS	NAFFAH Marie	00	SU Agen				

Junior

1.	MORRIS Ciara	02	Swim Wales	1:02.51	699 B	29.10	1:02.51
2.	ASPRISSI Karen	02	Team Insubrika	1:02.76	690 B	28.80	1:02.76
3.	ALLISON Megan	02	Swim Wales	1:02.80	689 B	29.95	1:02.80
4.	ELLIOTT Maisie	03	Swim England East Midlands	1:02.87	687 B	29.66	1:02.87
5.	KLEYBOLDT Rosalie	03	SC Wiesbaden 1911	1:03.08	680 B	29.52	1:03.08
6.	BIDEAU Thais	02	FFN Ouest	1:03.24	675 R	29.64	1:03.24
7.	TANIR Duru	02	Plymouth Leander SC	1:03.75	659	29.28	1:03.75





Fédération Luxembourgeoise
de Natation et de Sauvetage



21st Luxembourg Euro Meet 2019
Luxembourg, 25th - 27th January 2019

Event 17, Women, 100m Butterfly, Prelim, Junior

Rank	YB		Time	Pts	50m	100m
8.	BARRETT Karoline	02 Denmark Junior	1:03.78	658	29.26	1:03.78
9.	MORGAN Elena	02 Swim Wales	1:03.97	652	30.00	1:03.97
10.	WIZARD Betsy	03 Swim England East Midlands	1:04.01	651	29.39	1:04.01
11.	WAUTERS Laura	03 Flanders	1:04.14	647	29.95	1:04.14
12.	SPIERING Femke	02 KNZB-OC	1:04.19	645	30.37	1:04.19
13.	MELBOURNE-SMITH Gabrielle	03 Swim Wales	1:04.25	643	29.73	1:04.25
14.	MARZIALI Ginevra	03 Dimensione Nuoto	1:04.30	642	29.97	1:04.30
15.	TANIS Elise	02 KNZB-OC	1:04.71	630	29.83	1:04.71
16.	GRUNDKE Leonie	03 Dresdner Delphine e.V.	1:05.13	618	30.25	1:05.13
17.	AVRARD Laly	03 EN Tours	1:05.34	612	30.76	1:05.34
18.	GUEL Dilara	02 TSG Backnang	1:05.50	607	29.90	1:05.50
19.	WIJK Mellie	02 Team West	1:05.52	607	30.40	1:05.52
20.	MAJOR Scarlet	03 Swim Wales	1:06.21	588	31.16	1:06.21
21.	VAN WALLENDIAEL Sarah	02 Brabo Zwemclub Antwerpen	1:06.26	587	30.86	1:06.26
22.	MAYOT Axelle	02 SPN Poitiers	1:06.31	585	31.78	1:06.31
23.	PREHN Isabella	02 SC Wiesbaden 1911	1:06.43	582	30.72	1:06.43
24.	KOEHORST Britta	03 KNZB-OC	1:06.57	578	31.74	1:06.57
25.	PEREZ-GARCIA Maria	02 Fed. Luxembourgeoise de Natation	1:06.64	577	31.09	1:06.64
26.	SCHIRRA Hannah	03 SSG Saar Max Ritter	1:06.74	574	31.56	1:06.74
27.	PETERS Emma	03 Fed. Luxembourgeoise de Natation	1:06.79	573	30.69	1:06.79
28.	ADAMS Victoria	02 Plymouth Leander SC	1:06.96	568	31.49	1:06.96
29.	PLUECKER Hannah	02 Hessischer Schwimm-Verband	1:07.11	564	30.69	1:07.11
30.	KEBRLE Lea	02 SG Bayer	1:08.55	530	31.44	1:08.55
31.	BOUTET Cleo	02 District Liege Namur Luxembourg	1:08.84	523	31.61	1:08.84
32.	KLEIN Mona	03 SG Neuss	1:09.06	518	30.52	1:09.06
33.	DOELP Sophia	03 SG Wago	1:09.69	504	32.28	1:09.69
34.	NICKERL Jasmin	03 SSG Pforzheim	1:09.73	503	32.04	1:09.73
35.	HEIERHOFF Hannah	03 SC Wiesbaden 1911	1:10.01	497	32.18	1:10.01
36.	VETTER Nele	03 Schwimm-Team Bingerbrueck	1:10.13	495	32.47	1:10.13
37.	MATHY Leah	02 District Liege Namur Luxembourg	1:10.67	483 *	33.21	1:10.67
38.	BURRI Valentina	03 Swim Team Lucerne	1:11.88	459 *	33.52	1:11.88
39.	MOEHLE Cara	03 TSG Backnang	1:12.49	448 *	33.42	1:12.49

Youth

1.	FREEMAN Sophie	04 Plymouth Leander SC	1:01.64	729 B	29.44	1:01.64
2.	PRITCHARD Chloe	04 Swim Wales	1:03.49	667 ?	29.34	1:03.49
3.	TASZHANOVA Diana	04 Dostyk Aktobe	1:03.55	665	29.36	1:03.55
4.	GERTH Lilli	04 TSV Bad Saulgau	1:04.13	647	29.76	1:04.13
5.	DE TORRES Rebecca	04 Swim Wales	1:04.36	640	29.29	1:04.36
6.	NOEL Oriana	04 Plymouth Leander SC	1:05.04	620	30.20	1:05.04
7.	PETERS Lena	05 Fed. Luxembourgeoise de Natation	1:05.28	613	30.52	1:05.28
8.	DECONINCK Gaelle	04 Brugse Zwem- & Reddingskring	1:05.57	605	30.68	1:05.57
9.	HARISBOURE Ambre	04 Collectif Nouvelle-Aquitaine	1:06.11	591	31.22	1:06.11
10.	BROWNRIDGE Aimee	04 Plymouth Leander SC	1:06.42	582	31.12	1:06.42
11.	VAN DROFFELAAR Anna	04 KNZB-OC	1:06.43	582	30.71	1:06.43
12.	ZWING Katharina	05 SSG Saar Max Ritter	1:06.65	576	30.90	1:06.65
13.	SHELTON Amy	04 Swim Wales	1:07.31	559	31.39	1:07.31
14.	ROBIN Cheyenne	04 Collectif Nouvelle-Aquitaine	1:07.50	555	30.97	1:07.50
15.	ROSE Rianne	05 Hessischer Schwimm-Verband	1:07.51	555	31.37	1:07.51
16.	LISTRAT Charlotte	04 EN Tours	1:07.89	545	31.54	1:07.89
17.	CORNISH Emily	04 Plymouth Leander SC	1:09.27	513	31.65	1:09.27
18.	MATICIUC Alexandra	04 Plymouth Leander SC	1:10.96	477	33.33	1:10.96





FLNS
LUXEMBOURG



Fédération Luxembourgeoise
de Natation et de Sauvetage

LUXEMBOURG
LET'S MAKE IT HAPPEN

21st Luxembourg Euro Meet 2019
Luxembourg, 25th - 27th January 2019

Event 17, Girls, 100m Butterfly, Prelim, Youth

Rank		YB		Time	Pts	50m	100m
19.	MEKHTOUB Jade	04	CD54 Natation	1:12.43	449	33.66	1:12.43
20.	SCHMITZ Svea Bo	04	SC Wiesbaden 1911	1:13.55	429 *	32.69	1:13.55
21.	FORSON Zaira	05	Ghana Swimming	1:16.63	379 *	34.82	1:16.63





Fédération Luxembourgeoise
de Natation et de Sauvetage

LUXEMBOURG

LET'S MAKE IT HAPPEN

21st Luxembourg Euro Meet 2019
Luxembourg, 25th - 27th January 2019

Event 18 Men, 100m Butterfly 2004 and older
26.01.2019 - 9:50 sponsored by: SEO Results Prelim

Meet Record	51.40	CSEH Laszlo	HUN	Luxembourg	31.01.2016
World Record	49.82	PHELPS Michael	USA	Rome (ITA)	01.08.2009
European Record	49.95	CAVIC Milorad	SRB	Rome (ITA)	01.08.2009

Open 19 +: 59.30 / Junior 17 - 18: 1:02.80 / Youth 15 - 16: 1:04.50

Points: FINA 2018

Rank	YB		Time	Pts	50m	100m
Open						
1.	93	KOPTIELOV Yevhen	54.01	784 A	25.51	54.01
2.	96	GOOSEN Mathys	54.06	782 A	24.82	54.06
3.	02	TROIANOVSKYI Ihor	54.15	778 A	25.89	54.15
4.	01	BURDISSO Frederico	54.31	771 A	25.17	54.31
5.	99	ZIRK Gregor	54.38	768 A	25.60	54.38
6.	88	VERLINDEN Joeri	54.49	764 A	25.37	54.49
7.	99	RAZZETTI Alberto	54.84	749 A	25.48	54.84
8.	00	ZORZETTO Devid	54.85	749 A	25.50	54.85
9.	91	RIVOLTA Matteo	54.91	746 A	25.55	54.91
10.	89	FILDEBRANDT Christoph	55.42	726 A	25.52	55.42
11.	99	CHIRICO Luca	55.43	726 B	26.21	55.43
12.	98	KHLOPTSOV Andrii	55.62	718 B	26.07	55.62
13.	93	BICZO Bence	55.71	715 B	26.46	55.71
14.	03	NICKELSEN Rasmus	55.72	714 B	25.51	55.72
15.	00	REDEMANN Fleming	55.80	711 B	26.21	55.80
16.	01	KAMMANN Bjoern	56.08	701 B	26.37	56.08
17.	01	SCHUBERT Georg	56.16	698 B	25.51	56.16
18.	99	BEELEY Tom	56.18	697 B	26.50	56.18
19.	00	SCHALLER Moritz	56.20	696 B	25.67	56.20
20.	94	DUDAS Daniel	56.54	684 B	26.36	56.54
21.	94	UL'YANOV Nikita	56.59	682 R	26.67	56.59
22.	95	HIGGINS John	56.76	676 R	26.60	56.76
23.	98	KELLER Viktor	56.97	668 R	26.85	56.97
24.	98	DULONDEL Louis	57.08	664 R	26.51	57.08
25.	02	EDWARDS Rhys	57.36	655	27.13	57.36
26.	97	BLANCH Nicolas	57.40	653	27.02	57.40
27.	02	HEWITT Cole	57.51	650	26.65	57.51
28.	02	VALENTI Thomas	57.65	645	26.92	57.65
29.	02	GRUNERT Paul	57.76	641	28.05	57.76
30.	02	CHOOYIN Benjamin	57.79	640	26.94	57.79
31.	02	PICOCHÉ Louis	57.81	640	26.76	57.81
	02	EICH Alexander	57.81	640	26.79	57.81
33.	04	HART James	57.85	638	28.00	57.85
34.	02	PEDERSEN Nicklas Oestman	58.05	632	26.90	58.05
35.	93	MCGLYNN Sam	58.23	626	26.88	58.23
36.	02	ZDZIEBLO Piotr	58.33	623	27.04	58.33
37.	00	TULLBERG Sebastian	58.35	622	26.80	58.35
38.	02	FROST Oliver Noergaard	58.36	622	27.14	58.36
39.	00	SCHMIDT Aaron	58.46	618	27.26	58.46
40.	03	GORDO Salvador	58.49	617	27.82	58.49
41.	99	HOUOT Jeremy	58.61	614	27.56	58.61
42.	02	KHRYPUNOV Yevgen	58.79	608	27.31	58.79
43.	01	HERION Martin	58.90	605	27.27	58.90
44.	02	PERKS Sam	58.95	603	26.84	58.95





Fédération Luxembourgeoise
de Natation et de Sauvetage



21st Luxembourg Euro Meet 2019
Luxembourg, 25th - 27th January 2019

Event 18, Men, 100m Butterfly, Prelim, Open

Rank	YB		Time	Pts	50m	100m	
45.	CLARKE Kameron	02	Swim Wales	58.98	602	26.83	58.98
46.	RICHARDS Owen	01	Swim Wales	59.12	598	27.91	59.12
	CANARELLI Baptiste	03	Collectif Nouvelle-Aquitaine	59.12	598	27.24	59.12
48.	ROMANCHUK Mykhaylo	96	Energy Standard	59.22	595	28.00	59.22
49.	HERRMANN Tom	00	SG Neuss	59.26	594	27.62	59.26
50.	MELLEMA Berjen	98	KNZB-OC	59.27	593	27.55	59.27
51.	HEIDENREICH Tim	01	Dresdner Delphine e.V.	59.36	591	27.61	59.36
52.	EICHLER Adrian	03	SC Wiesbaden 1911	59.53	586	27.40	59.53
53.	BERNARD-PLANESSE Paul Etienne	99	EN Tours	59.61	583 *	27.95	59.61
54.	IVANOV Sergei	97	Youth of Moscow	59.62	583 *	27.82	59.62
55.	ELNOAMANY Islam	03	SSF Bonn	59.90	575	28.47	59.90
56.	ASHLEY-SPARKS Freddie	02	Plymouth Leander SC	59.92	574	28.35	59.92
57.	OHN Antoine	02	Herstalnatation	59.97	573	27.38	59.97
	PLOWMAN Archie	01	Swim England East Midlands	59.97	573	28.12	59.97
59.	VAN WESTERING Kai	03	Collectif Nouvelle-Aquitaine	1:00.09	569	27.85	1:00.09
60.	PEZELJ Antonio	99	SC Wiesbaden 1911	1:00.23	565 *	27.32	1:00.23
61.	SUE Jona Finn	03	Hannoverscher SV 1892	1:00.38	561	27.84	1:00.38
62.	THOMPSON Joseph	02	Plymouth Leander SC	1:00.45	559	27.94	1:00.45
63.	STEFFENS Lennart	01	SG Bayer	1:00.52	557	28.52	1:00.52
64.	KEIL Andreas	02	SG Neuss	1:00.55	557	28.10	1:00.55
65.	DALEIDEN CIUFERRI Ralph	03	Fed. Luxembourgeoise de Natation	1:00.65	554	28.08	1:00.65
66.	GANZEY Egor	03	Russia Ugra	1:00.72	552	28.54	1:00.72
67.	AX Joel	91	SC Wiesbaden 1911	1:01.05	543 *	28.17	1:01.05
68.	DELBIANCO Diego	03	Polisportiva Comunale Riccione	1:01.15	540	29.14	1:01.15
69.	GUERIN Lucas	04	Collectif Nouvelle-Aquitaine	1:01.16	540	28.63	1:01.16
70.	ROZENTALS Arnis Peteris	01	BJSS Ridzene DSN	1:01.35	535	27.23	1:01.35
71.	STREEFLAND Keanu	03	KNZB-OC	1:01.38	534	28.76	1:01.38
72.	VAN AGGELEN Tobias	04	SG Neuss	1:01.53	530	28.71	1:01.53
73.	KATSCHKE Jan	01	SG Wago	1:01.86	522	27.51	1:01.86
74.	RUDQVIST Samuel	99	Team West	1:02.16	514 *	28.17	1:02.16
75.	AL TUWAIJARI Mustafa	02	Brabo Zwemclub Antwerpen	1:02.23	513	28.37	1:02.23
76.	SHOOPINSKY Nicholas	00	SC Wiesbaden 1911	1:02.35	510 *	28.74	1:02.35
77.	AH WAN Hayden	02	Plymouth Leander SC	1:02.36	509	27.98	1:02.36
78.	SYMILLIDIS Stylianos	04	Plymouth Leander SC	1:02.42	508	28.97	1:02.42
79.	PLASCHKE Lennart	01	SC Wiesbaden 1911	1:02.65	502	29.56	1:02.65
80.	BERTUZZI Valentin	04	Herstalnatation	1:02.73	500	29.21	1:02.73
81.	LANNERS Nicolas	04	Fed. Luxembourgeoise de Natation	1:02.82	498	29.07	1:02.82
	SIMAO NOGUEIRA Joao	04	Schwammclub Deifferdang	1:02.82	498	28.72	1:02.82
83.	KOSTIKOV Yaroslav	04	Youth of Moscow	1:03.33	486	30.21	1:03.33
84.	NAEF Marcel	03	Swim Team Lucerne	1:03.56	481	29.46	1:03.56
85.	JAAS Jeff	04	Fed. Luxembourgeoise de Natation	1:04.16	468	28.70	1:04.16
86.	REMACLE Hugo	03	District Liege Namur Luxembourg	1:04.82	454 *	29.89	1:04.82
87.	WERNER Nick	01	SSG Saar Max Ritter	1:05.54	439 *	29.61	1:05.54
88.	SOVJANI Davide	01	AS Merano	1:06.11	427 *	30.30	1:06.11
89.	SMIT Luca	03	SC Wiesbaden 1911	1:06.22	425 *	30.98	1:06.22
90.	KRUEGER Nicolas	03	SC Wiesbaden 1911	1:06.52	420 *	30.55	1:06.52
91.	SUCH Thijs Oscar	03	SC Wiesbaden 1911	1:08.26	388 *	31.15	1:08.26
DNS	VALERIANI Lorenzo	01	Dimensione Nuoto				
DNS	SOSNA Matthias	00	SG Essen				
DNS	AH WAN Lenel	02	Plymouth Leander SC				
DNS	LAVEN Henrik	03	SC Neustadt/Weinstr.				
DNS	SONNENBERG Philipp	04	SC Neustadt/Weinstr.				





Fédération Luxembourgeoise
de Natation et de Sauvetage



21st Luxembourg Euro Meet 2019
Luxembourg, 25th - 27th January 2019

Event 18, Men, 100m Butterfly, Prelim, Open

Rank	YB		Time	Pts	50m	100m
DNS	ENDERS Lennart	01	SC Wiesbaden 1911			
WDR	STOLK Ivo	01	KNZB-OC			

Junior

1.	TROIANOVSKIY Ihor	02	Ukrainian Swimming Federation	54.15	778 A	25.89	54.15
2.	BURDISSO Frederico	01	Italian Swimming Federation	54.31	771 A	25.17	54.31
3.	KAMMANN Bjoern	01	AMTV-FTV Hamburg	56.08	701 B	26.37	56.08
4.	SCHUBERT Georg	01	Dresdner SC 1898 e.V.	56.16	698 B	25.51	56.16
5.	EDWARDS Rhys	02	Swim Wales	57.36	655	27.13	57.36
6.	HEWITT Cole	02	Swim Wales	57.51	650	26.65	57.51
7.	VALENTI Thomas	02	Polisportiva Comunale Riccione	57.65	645	26.92	57.65
8.	GRUNERT Paul	02	Schwimmverein Mannheim	57.76	641	28.05	57.76
9.	CHOOYIN Benjamin	02	Swim Wales	57.79	640	26.94	57.79
10.	PICOICHE Louis	02	FFN Ouest	57.81	640	26.76	57.81
	EICH Alexander	02	Dresdner SC 1898 e.V.	57.81	640	26.79	57.81
12.	PEDERSEN Nicklas Oestman	02	Denmark Junior	58.05	632	26.90	58.05
13.	ZDZIEBLO Piotr	02	WKS Slask	58.33	623	27.04	58.33
14.	FROST Oliver Noergaard	02	Aalborg Svømmeklub	58.36	622	27.14	58.36
15.	KHRYPUNOV Yevgen	02	Ukrainian Swimming Federation	58.79	608	27.31	58.79
16.	HERION Martin	01	Liege Mosan	58.90	605	27.27	58.90
17.	PERKS Sam	02	Plymouth Leander SC	58.95	603	26.84	58.95
18.	CLARKE Kameron	02	Swim Wales	58.98	602	26.83	58.98
19.	RICHARDS Owen	01	Swim Wales	59.12	598	27.91	59.12
20.	HEIDENREICH Tim	01	Dresdner Delphine e.V.	59.36	591	27.61	59.36
21.	ASHLEY-SPARKS Freddie	02	Plymouth Leander SC	59.92	574	28.35	59.92
22.	OHN Antoine	02	Herstalnatation	59.97	573	27.38	59.97
	PLOWMAN Archie	01	Swim England East Midlands	59.97	573	28.12	59.97
24.	THOMPSON Joseph	02	Plymouth Leander SC	1:00.45	559	27.94	1:00.45
25.	STEFFENS Lennart	01	SG Bayer	1:00.52	557	28.52	1:00.52
26.	KEIL Andreas	02	SG Neuss	1:00.55	557	28.10	1:00.55
27.	ROZENTALS Arnis Peteris	01	BJSS Ridzene DSN	1:01.35	535	27.23	1:01.35
28.	KATSCHKE Jan	01	SG Wago	1:01.86	522	27.51	1:01.86
29.	AL TUWAIJARI Mustafa	02	Brabo Zwemclub Antwerpen	1:02.23	513	28.37	1:02.23
30.	AH WAN Hayden	02	Plymouth Leander SC	1:02.36	509	27.98	1:02.36
31.	PLASCHKE Lennart	01	SC Wiesbaden 1911	1:02.65	502	29.56	1:02.65
32.	WERNER Nick	01	SSG Saar Max Ritter	1:05.54	439 *	29.61	1:05.54
33.	SOVJANI Davide	01	AS Merano	1:06.11	427 *	30.30	1:06.11
DNS	VALERIANI Lorenzo	01	Dimensione Nuoto				
DNS	AH WAN Lenel	02	Plymouth Leander SC				
DNS	ENDERS Lennart	01	SC Wiesbaden 1911				
WDR	STOLK Ivo	01	KNZB-OC				

Youth

1.	NICKELSEN Rasmus	03	Denmark Junior	55.72	714 B	25.51	55.72
2.	HART James	04	Plymouth Leander SC	57.85	638	28.00	57.85
3.	GORDO Salvador	03	Plymouth Leander SC	58.49	617	27.82	58.49
4.	CANARELLI Baptiste	03	Collectif Nouvelle-Aquitaine	59.12	598	27.24	59.12
5.	EICHLER Adrian	03	SC Wiesbaden 1911	59.53	586	27.40	59.53
6.	ELNOAMANY Islam	03	SSF Bonn	59.90	575	28.47	59.90
7.	VAN WESTERING Kai	03	Collectif Nouvelle-Aquitaine	1:00.09	569	27.85	1:00.09
8.	SUE Jona Finn	03	Hannoverscher SV 1892	1:00.38	561	27.84	1:00.38





Fédération Luxembourgeoise
de Natation et de Sauvetage



21st Luxembourg Euro Meet 2019
Luxembourg, 25th - 27th January 2019

Event 18, Boys, 100m Butterfly, Prelim, Youth

Rank		YB		Time	Pts	50m	100m
9.	DALEIDEN CIUFERRI Ralph	03	Fed. Luxembourgeoise de Natation	1:00.65	554	28.08	1:00.65
10.	GANZEY Egor	03	Russia Ugra	1:00.72	552	28.54	1:00.72
11.	DELBIANCO Diego	03	Polisportiva Comunale Riccione	1:01.15	540	29.14	1:01.15
12.	GUERIN Lucas	04	Collectif Nouvelle-Aquitaine	1:01.16	540	28.63	1:01.16
13.	STREEFLAND Keanu	03	KNZB-OC	1:01.38	534	28.76	1:01.38
14.	VAN AGGELEN Tobias	04	SG Neuss	1:01.53	530	28.71	1:01.53
15.	SYMILLIDIS Stylianos	04	Plymouth Leander SC	1:02.42	508	28.97	1:02.42
16.	BERTUZZI Valentin	04	Herstalnataion	1:02.73	500	29.21	1:02.73
17.	LANNERS Nicolas	04	Fed. Luxembourgeoise de Natation	1:02.82	498	29.07	1:02.82
	SIMAO NOGUEIRA Joao	04	Schwammclub Deifferdang	1:02.82	498	28.72	1:02.82
19.	KOSTIKOV Yaroslav	04	Youth of Moscow	1:03.33	486	30.21	1:03.33
20.	NAEF Marcel	03	Swim Team Lucerne	1:03.56	481	29.46	1:03.56
21.	JAAS Jeff	04	Fed. Luxembourgeoise de Natation	1:04.16	468	28.70	1:04.16
22.	REMACLE Hugo	03	District Liege Namur Luxembourg	1:04.82	454 *	29.89	1:04.82
23.	SMIT Luca	03	SC Wiesbaden 1911	1:06.22	425 *	30.98	1:06.22
24.	KRUEGER Nicolas	03	SC Wiesbaden 1911	1:06.52	420 *	30.55	1:06.52
25.	SUCH Thijs Oscar	03	SC Wiesbaden 1911	1:08.26	388 *	31.15	1:08.26
DNS	LAVEN Henrik	03	SC Neustadt/Weinstr.				
DNS	SONNENBERG Philipp	04	SC Neustadt/Weinstr.				





Fédération Luxembourgeoise
de Natation et de Sauvetage

21st Luxembourg Euro Meet 2019
Luxembourg, 25th - 27th January 2019



Event 19 Women, 200m Breaststroke 2005 and older
26.01.2019 - 10:00 sponsored by: SEO Results Prelim

Meet Record	2:25.32	RENSHAW Molly	GBR	Luxembourg	28.01.2017
World Record	2:19.11	PEDERSEN Rikke Moeller	DEN	Barcelona (ESP)	01.08.2013
European Record	2:19.11	PEDERSEN Rikke Moeller	DEN	Barcelona (ESP)	01.08.2013

Open 18 +: 2:46.50 / Junior 16 - 17: 2:56.00 / Youth 14 - 15: 3:00.00

Points: FINA 2018

Rank	YB	Time	Pts	50m	100m	150m	200m	
Open								
1.	BLOMSTERBERG Thea	02 Denmark Junior	2:29.05	812 A	34.06	1:12.00	1:50.12	2:29.05
2.	STEIGER Jessica	92 VFL Gladbeck 1921	2:32.41	760 A	34.70	1:13.68	1:53.22	2:32.41
3.	HOSSZU Katinka	89 Iron Swim	2:32.75	755 A	34.39	1:13.05	1:52.84	2:32.75
4.	HERKLE Kim	03 SV Cannstatt 1898 e.V.	2:34.69	727 A	35.08	1:14.97	1:54.95	2:34.69
5.	ELENDT Anna	01 Hessischer Schwimm-Verband	2:34.84	725 A	35.25	1:14.86	1:54.85	2:34.84
6.	STAUDINGER Sara	99 Schwimmclub Uster Wallisellen	2:36.64	700 A	35.68	1:15.19	1:56.53	2:36.64
7.	SCARCELLA Ilaria	93 C.C. Aniene	2:37.29	691 A	35.40	1:15.25	1:57.07	2:37.29
8.	BROEKHOVEN Lana	03 Plymouth Leander SC	2:37.30	691 A	34.89	1:14.49	1:55.39	2:37.30
9.	SCHIMMEL Hilja	03 Team West	2:37.43	689 A	36.12	1:15.99	1:56.67	2:37.43
10.	DUPONT Zia	02 FFN Ouest	2:37.44	689 A	35.79	1:16.25	1:57.26	2:37.44
11.	JUNG Maike	02 Swimteam Heddos	2:37.51	688 B	35.58	1:16.03	1:56.53	2:37.51
12.	MAZZONI Samanta	01 Polisportiva Comunale Riccione	2:37.71	686 B	36.20	1:16.06	1:56.18	2:37.71
13.	BARREAU Laure	02 FFN Ouest	2:38.94	670 B	36.62	1:17.62	1:58.21	2:38.94
14.	KOOP Marina	00 VFL Gladbeck 1921	2:38.97	670 B	35.62	1:16.70	1:57.57	2:38.97
15.	FRANQUINET Ambre	04 Liege Mosan	2:39.62	661 B	35.95	1:16.34	1:57.87	2:39.62
16.	DAVIES Erin	03 Swim Wales	2:39.88	658 B	36.11	1:16.31	1:57.89	2:39.88
17.	METZ Rosey	01 KNZB-OC	2:40.22	654 B	35.39	1:16.08	1:57.63	2:40.22
18.	COLBERT Freya	04 Swim England East Midlands	2:40.73	648 B	37.48	1:18.88	1:59.86	2:40.73
19.	DUUS Mia Steen	01 Denmark Senior	2:41.49	639 B	37.12	1:18.19	1:59.68	2:41.49
20.	FLETCHER Cira	98 Nova Centurion SC	2:42.07	632 B	36.63	1:17.22	1:59.20	2:42.07
21.	GARO Anna	02 FFN Ouest	2:43.47	616 R	36.41	1:17.75	1:59.98	2:43.47
22.	SENLIS Juliette	03 FFN Ouest	2:43.67	613 R	37.63	1:18.90	2:01.14	2:43.67
23.	GASPARD Marie	05 District Liege Namur Luxembourg	2:43.71	613 R	38.00	1:18.69	2:02.60	2:43.71
24.	FOGH Laura	03 Aarhus Swim	2:43.89	611 R	37.37	1:18.76	2:01.12	2:43.89
25.	MUTTI Anna	99 Les Mouettes de Paris	2:44.74	602	37.30	1:18.63	2:01.06	2:44.74
26.	HUBER Annika	03 VFL Sindelfingen	2:44.89	600	36.48	1:18.55	2:01.65	2:44.89
27.	SOULARD Louann	03 FFN Ouest	2:45.65	592	38.12	1:20.43	2:03.15	2:45.65
28.	MALTESSON Lina	00 Team West	2:46.01	588	38.30	1:20.30	2:02.80	2:46.01
29.	PELLETIER Alizee	03 FFN Ouest	2:46.19	586	37.55	1:19.88	2:03.13	2:46.19
30.	MAUTHE Sara	02 TSG Backnang	2:46.20	586	37.30	1:19.49	2:03.08	2:46.20
31.	VILLESSEN Katrine Bukh	00 Aalborg Svoemmeklub	2:46.28	585	37.55	1:20.14	2:03.26	2:46.28
32.	VOGELMANN Joelle	05 SV Nikar Heidelberg	2:47.02	577	37.14	1:19.41	2:03.74	2:47.02
33.	COPPING Laura	00 Plymouth Leander SC	2:47.15	576 *	37.78	1:20.52	2:03.32	2:47.15
34.	GOSUIN Augustine	04 Liege Mosan	2:47.47	573	38.12	1:20.92	2:04.39	2:47.47
35.	GIRAUDEAU Melina	03 Biarritz Olympique	2:47.48	573	37.42	1:19.51	2:02.97	2:47.48
36.	MAYE Misty	02 Cercle des Nageurs de Sion	2:48.02	567	37.76	1:19.55	2:04.85	2:48.02
37.	SCHNAGL Emelie	01 SSG Saar Max Ritter	2:48.17	566 *	38.76	1:21.69	2:06.04	2:48.17
38.	DELMOTTE Elodie	99 Boust	2:49.24	555 *	37.78	1:20.48	2:04.55	2:49.24
39.	ZWIENER Lara	02 SSG Saar Max Ritter	2:49.25	555	37.80	1:20.53	2:03.99	2:49.25
40.	GARNIER Juliette	04 Collectif Nouvelle-Aquitaine	2:50.20	546	38.58	1:21.83	2:06.05	2:50.20
41.	SILANI Sofia	05 Dimensione Nuoto	2:50.88	539	38.95	1:21.46	2:07.75	2:50.88
42.	CHENG Cheuk Ying	03 Plymouth Leander SC	2:51.48	533	37.06	1:20.68	2:05.82	2:51.48
43.	SCHMITZ Paula	04 SG Wago	2:51.79	530	38.52	1:20.60	2:06.92	2:51.79
44.	FEYEN Charlotte	03 Brabo Zwemclub Antwerpen	2:51.84	530	37.89	1:21.64	2:06.59	2:51.84





Fédération Luxembourgeoise
de Natation et de Sauvetage

21st Luxembourg Euro Meet 2019
Luxembourg, 25th - 27th January 2019

LUXEMBOURG

LET'S MAKE IT HAPPEN

Event 19, Women, 200m Breaststroke, Prelim, Open

Rank		YB		Time	Pts	50m	100m	150m	200m
45.	MENSE Nele	03	VFL Gladbeck 1921	2:52.28	526	39.52	1:22.12	2:08.02	2:52.28
46.	ALBERS Neele	05	Swimming Club Le Dauphin Ettelb	2:52.34	525	39.79	1:23.37	2:07.75	2:52.34
47.	SALAY Tamara	03	1. Paderborner SV	2:53.02	519	38.75	1:22.15	2:07.63	2:53.02
48.	SITTART Jule	03	TSG Backnang	2:54.34	508	38.72	1:23.08	2:08.86	2:54.34
49.	BALMER Camille	04	Cercle des Nageurs de Sion	2:54.60	505	38.71	1:23.22	2:08.86	2:54.60
50.	HELMERICH Lena	01	SSG Pforzheim	2:54.93	502 *	37.67	1:21.70	2:07.67	2:54.93
51.	KILDAHL Sarah	04	Aarhus Swim	2:55.55	497	38.31	1:22.42	2:08.95	2:55.55
52.	KNAPPE Finja	05	1. Paderborner SV	2:56.13	492	39.10	1:23.34	2:09.36	2:56.13
53.	MUELLER Jolina	04	SSG Saar Max Ritter	2:56.67	488	40.00	1:24.45	2:11.57	2:56.67
54.	BORGHOFF Charlotte	03	1. Paderborner SV	2:58.35	474 *	39.80	1:24.46	2:10.87	2:58.35
55.	ANTONOV Veronica	02	SSG Pforzheim	2:59.80	463 *	38.63	1:24.53	2:11.88	2:59.80
	LEONARD Lis	05	Swimming Luxembourg	2:59.80	463	39.73	1:25.04	2:11.88	2:59.80
57.	HAAG Nora	04	Swimming Club Redange	3:01.24	452 *	40.18	1:26.43	2:13.76	3:01.24
58.	PEDROSA ANTONIO Mor03a	03a	Cercle de Natation Diekirch	3:07.51	408 *	39.79	1:26.41	2:16.04	3:07.51
DSQ	KRONIGER Anna	00	SV Blau-Weiss Bochum						

B14 - did not touch the wall with both hands simultaneously and separated at the turn / finish (SW 7.6) (Time: 10:12)

DSQ WRIGHT Elizabeth 04 Plymouth Leander SC
G2 - Starting before the starting signal (SW 4.4) (Time: 12:20)

DNS HARTMANN Luisa 04 SC Neustadt/Weinstr.

Junior

1.	BLOMSTERBERG Thea	02	Denmark Junior	2:29.05	812 A	34.06	1:12.00	1:50.12	2:29.05
2.	HERKLE Kim	03	SV Cannstatt 1898 e.V.	2:34.69	727 A	35.08	1:14.97	1:54.95	2:34.69
3.	BROEKHOVEN Lana	03	Plymouth Leander SC	2:37.30	691 A	34.89	1:14.49	1:55.39	2:37.30
4.	SCHIMMEL Hilja	03	Team West	2:37.43	689 A	36.12	1:15.99	1:56.67	2:37.43
5.	DUPONT Zia	02	FFN Ouest	2:37.44	689 A	35.79	1:16.25	1:57.26	2:37.44
6.	JUNG Maike	02	Swimteam Heddos	2:37.51	688 B	35.58	1:16.03	1:56.53	2:37.51
7.	BARREAU Laure	02	FFN Ouest	2:38.94	670 B	36.62	1:17.62	1:58.21	2:38.94
8.	DAVIES Erin	03	Swim Wales	2:39.88	658 B	36.11	1:16.31	1:57.89	2:39.88
9.	GARO Anna	02	FFN Ouest	2:43.47	616 R	36.41	1:17.75	1:59.98	2:43.47
10.	SENLIS Juliette	03	FFN Ouest	2:43.67	613 R	37.63	1:18.90	2:01.14	2:43.67
11.	FOGH Laura	03	Aarhus Swim	2:43.89	611 R	37.37	1:18.76	2:01.12	2:43.89
12.	HUBER Annika	03	VFL Sindelfingen	2:44.89	600	36.48	1:18.55	2:01.65	2:44.89
13.	SOULARD Louann	03	FFN Ouest	2:45.65	592	38.12	1:20.43	2:03.15	2:45.65
14.	PELLETIER Alizee	03	FFN Ouest	2:46.19	586	37.55	1:19.88	2:03.13	2:46.19
15.	MAUTHE Sara	02	TSG Backnang	2:46.20	586	37.30	1:19.49	2:03.08	2:46.20
16.	GIRAUDEAU Melina	03	Biarritz Olympique	2:47.48	573	37.42	1:19.51	2:02.97	2:47.48
17.	MAYE Misty	02	Cercle des Nageurs de Sion	2:48.02	567	37.76	1:19.55	2:04.85	2:48.02
18.	ZWIENER Lara	02	SSG Saar Max Ritter	2:49.25	555	37.80	1:20.53	2:03.99	2:49.25
19.	CHENG Cheuk Ying	03	Plymouth Leander SC	2:51.48	533	37.06	1:20.68	2:05.82	2:51.48
20.	FEYEN Charlotte	03	Brabo Zwemclub Antwerpen	2:51.84	530	37.89	1:21.64	2:06.59	2:51.84
21.	MENSE Nele	03	VFL Gladbeck 1921	2:52.28	526	39.52	1:22.12	2:08.02	2:52.28
22.	SALAY Tamara	03	1. Paderborner SV	2:53.02	519	38.75	1:22.15	2:07.63	2:53.02
23.	SITTART Jule	03	TSG Backnang	2:54.34	508	38.72	1:23.08	2:08.86	2:54.34
24.	BORGHOFF Charlotte	03	1. Paderborner SV	2:58.35	474 *	39.80	1:24.46	2:10.87	2:58.35
25.	ANTONOV Veronica	02	SSG Pforzheim	2:59.80	463 *	38.63	1:24.53	2:11.88	2:59.80
26.	PEDROSA ANTONIO Mor03a	03a	Cercle de Natation Diekirch	3:07.51	408 *	39.79	1:26.41	2:16.04	3:07.51





Fédération Luxembourgeoise
de Natation et de Sauvetage

LUXEMBOURG

LET'S MAKE IT HAPPEN

21st Luxembourg Euro Meet 2019
Luxembourg, 25th - 27th January 2019

Event 19, Women, 200m Breaststroke, Prelim

Youth

1.	FRANQUINET Ambre	04	Liege Mosan	2:39.62	661	B	35.95	1:16.34	1:57.87	2:39.62
2.	COLBERT Freya	04	Swim England East Midlands	2:40.73	648	B	37.48	1:18.88	1:59.86	2:40.73
3.	GASPARD Marie	05	District Liege Namur Luxembourg	2:43.71	613	R	38.00	1:18.69	2:02.60	2:43.71
4.	VOGELMANN Joelle	05	SV Nikar Heidelberg	2:47.02	577		37.14	1:19.41	2:03.74	2:47.02
5.	GOSUIN Augustine	04	Liege Mosan	2:47.47	573		38.12	1:20.92	2:04.39	2:47.47
6.	GARNIER Juliette	04	Collectif Nouvelle-Aquitaine	2:50.20	546		38.58	1:21.83	2:06.05	2:50.20
7.	SILANI Sofia	05	Dimensione Nuoto	2:50.88	539		38.95	1:21.46	2:07.75	2:50.88
8.	SCHMITZ Paula	04	SG Wago	2:51.79	530		38.52	1:20.60	2:06.92	2:51.79
9.	ALBERS Neele	05	Swimming Club Le Dauphin Ettelb	2:52.34	525		39.79	1:23.37	2:07.75	2:52.34
10.	BALMER Camille	04	Cercle des Nageurs de Sion	2:54.60	505		38.71	1:23.22	2:08.86	2:54.60
11.	KILDAHL Sarah	04	Aarhus Swim	2:55.55	497		38.31	1:22.42	2:08.95	2:55.55
12.	KNAPPE Finja	05	1. Paderborner SV	2:56.13	492		39.10	1:23.34	2:09.36	2:56.13
13.	MUELLER Jolina	04	SSG Saar Max Ritter	2:56.67	488		40.00	1:24.45	2:11.57	2:56.67
14.	LEONARD Lis	05	Swimming Luxembourg	2:59.80	463		39.73	1:25.04	2:11.88	2:59.80
15.	HAAG Nora	04	Swimming Club Redange	3:01.24	452	*	40.18	1:26.43	2:13.76	3:01.24
DSQ	WRIGHT Elizabeth	04	Plymouth Leander SC							
	<i>G2 - Starting before the starting signal (SW 4.4) (Time: 12:20)</i>									
DNS	HARTMANN Luisa	04	SC Neustadt/Weinstr.							





Fédération Luxembourgeoise
de Natation et de Sauvetage

21st Luxembourg Euro Meet 2019
Luxembourg, 25th - 27th January 2019

LUXEMBOURG

LET'S MAKE IT HAPPEN

Event 20	Men, 200m Breaststroke				2004 and older
26.01.2019 - 10:10	sponsored by: Loterie Nationale				Results Prelim
Meet Record	2:07.69	KOCH Marco	GER	Luxembourg	30.01.2016
World Record	2:06.67	WATANABE Ippei	JPN	Tokyo (JPN)	29.01.2017
European Record	2:06.80	CHUPKOV Anton	RUS	Glasgow (GBR)	06.08.2018

Open 19 +: 2:29.15 / Junior 17 - 18: 2:37.85 / Youth 15 - 16: 2:43.05

Points: FINA 2018

Rank	YB	Time	Pts	50m	100m	150m	200m	
Open								
1.	KAMMINGA Arno	95 KNZB	2:12.97	864 A	30.04	1:03.54	1:37.92	2:12.97
2.	KOCH Marco	90 Hessischer Schwimm-Verband	2:13.50	854 A	30.71	1:04.93	1:39.66	2:13.50
3.	PILGER Maximilian	96 SG Essen	2:13.91	846 A	29.90	1:04.03	1:38.84	2:13.91
4.	STRILETS Ivan	98 Ukrainian Swimming Federation	2:14.31	838 A	30.97	1:05.04	1:39.45	2:14.31
5.	KOPTIELOV Mykyta	99 Ukrainian Swimming Federation	2:15.38	819 A	31.09	1:05.42	1:40.56	2:15.38
6.	CHILLINGWORTH Adam	97 Plymouth Leander SC	2:16.07	806 A	31.50	1:06.63	1:41.62	2:16.07
7.	TITENIS Giedrius	89 Lithuanian Swimming Federation	2:16.94	791 A	31.49	1:06.33	1:41.59	2:16.94
8.	VERRASZTO David	88 Team Hungary	2:17.77	777 A	31.57	1:06.96	1:42.26	2:17.77
9.	KNIPPING Arjan	94 PSV	2:19.25	752 A	31.71	1:07.01	1:42.86	2:19.25
10.	WILLIM Yannis Merlin	99 SG Bayer	2:19.71	745 A	31.06	1:06.77	1:43.32	2:19.71
11.	PETRASHOV Denis	00 Kyrgyz Republic Swimming Federation	2:20.84	727 B	32.19	1:08.70	1:44.72	2:20.84
12.	KRYZHANIVSKYI Rostyslav	04 Ukrainian Swimming Federation	2:20.87	727 B	32.20	1:08.98	1:45.24	2:20.87
13.	MATZERATH Lucas	00 Hessischer Schwimm-Verband	2:21.00	725 B	32.51	1:08.28	1:45.58	2:21.00
14.	SHEMBEREV Maksym	93 Azerbaijan	2:21.21	721 B	31.80	1:07.63	1:44.02	2:21.21
15.	TKACHUK Maksim	03 Lutsk	2:22.09	708 B	32.38	1:08.75	1:45.68	2:22.09
16.	ZHURAVEL Nazar	03 WKS Slask	2:22.11	708 B	32.06	1:08.76	1:45.54	2:22.11
	MANETSCH Lucas	96 Schwimmclub Uster Wallisellen	2:22.11	708 B	33.13	1:08.56	1:45.81	2:22.11
18.	MARTINENGI Nicolo	99 Italian Swimming Federation	2:22.16	707 B	30.92	1:07.61	1:44.88	2:22.16
19.	MATTENET Emilien	00 Charleville Mezieres	2:22.33	704 B	32.47	1:09.38	1:46.50	2:22.33
20.	KOST Tim Dennis	02 SV Nikar Heidelberg	2:22.45	703 B	32.99	1:09.39	1:46.25	2:22.45
21.	KUEHLING Alexander	97 SG Bayer	2:22.58	701 R	32.67	1:09.29	1:45.87	2:22.58
22.	CHUNG YEE Jonathan	98 SG HT16 Hamburg	2:22.64	700 R	32.58	1:08.68	1:45.51	2:22.64
23.	SKRYDSTRUP Aksel	01 Aarhus Swim	2:22.81	697 ?	32.55	1:09.09	1:45.83	2:22.81
	KRESS Phillip	02 SG Poseidon Eppelheim	2:22.81	697 ?	32.16	1:08.01	1:44.49	2:22.81
25.	BRYAN Connor	00 Swim Wales	2:23.25	691	31.99	1:09.51	1:46.53	2:23.25
26.	DAVIS Liam	00 Plymouth Leander SC	2:24.02	680	33.08	1:10.07	1:46.91	2:24.02
27.	ROLKO Ricky	99 Fed. Luxembourgeoise de Natation	2:24.44	674	32.51	1:09.52	1:47.14	2:24.44
28.	LEWIS James	98 Swim Wales	2:24.47	674	31.48	1:08.45	1:46.05	2:24.47
29.	REMY Tom	02 Charleville Mezieres	2:24.57	672	34.11	1:10.57	1:48.35	2:24.57
30.	PEMBERTON Joshua	00 Swim England East Midlands	2:24.76	670	32.46	1:09.12	1:46.27	2:24.76
31.	COACCI Filippo	02 Plymouth Leander SC	2:25.12	665	33.14	1:10.30	1:48.44	2:25.12
32.	NEWMAN Bradley	01 Swim Wales	2:25.17	664	32.47	1:09.09	1:45.94	2:25.17
33.	LIPPE Florian	95 DSW 1912 Darmstadt	2:25.65	657	33.59	1:10.75	1:47.53	2:25.65
34.	BRAUNBERGER Richard	00 Hessischer Schwimm-Verband	2:27.19	637	33.76	1:11.50	1:49.17	2:27.19
35.	ELLEGAARD Arthur Daler	01 Denmark Junior	2:27.44	634	34.64	1:10.78	1:49.48	2:27.44
	BREMER Lennard	94 DSW 1912 Darmstadt	2:27.44	634	32.74	1:08.88	1:47.15	2:27.44
37.	VAN DEN HEUVEL Quinn	01 KNZB-OC	2:27.53	632	32.38	1:10.10	1:48.01	2:27.53
38.	VAN DEN BOSSCHE Yan	01 Fed. Luxembourgeoise de Natation	2:27.70	630	32.51	1:09.93	1:48.38	2:27.70
39.	CARNEIRO Joao	03 Swimming Luxembourg	2:27.86	628	33.12	1:10.49	1:48.48	2:27.86
40.	TANGHE Kasper	04 Brabo Zwemclub Antwerpen	2:28.03	626	33.72	1:11.01	1:49.13	2:28.03
41.	SIRBIKE Domas	01 SV Nikar Heidelberg	2:28.16	624	32.70	1:10.46	1:49.31	2:28.16
42.	LE PAPE Thomas	03 FFN Ouest	2:28.38	622	33.35	1:11.32	1:49.78	2:28.38
43.	WILLIAMS Rhodri	02 Swim Wales	2:28.47	621	33.03	1:10.83	1:48.94	2:28.47
	SCHULZ Sebastian	01 SGS Hamburg	2:28.47	621	33.29	1:09.90	1:48.04	2:28.47





Fédération Luxembourgeoise
de Natation et de Sauvetage

21st Luxembourg Euro Meet 2019
Luxembourg, 25th - 27th January 2019



Event 20, Men, 200m Breaststroke, Prelim, Open

Rank		YB		Time	Pts	50m	100m	150m	200m
45.	ARNOLD Toby	01	Swim England East Midlands	2:28.94	615	33.00	1:10.91	1:49.55	2:28.94
46.	STIEF Fabio	03	SC Neustadt/Weinstr.	2:30.11	600	33.96	1:12.64	1:51.89	2:30.11
47.	LE GOFF Yann	03	FFN Ouest	2:30.21	599	33.44	1:12.27	1:51.41	2:30.21
48.	SCHERER Roman	95	Plymouth Leander SC	2:31.31	586 *	32.70	1:11.06	1:50.54	2:31.31
49.	SCHMIDT Marten	02	SSG Saar Max Ritter	2:31.58	583	34.12	1:12.60	1:52.17	2:31.58
50.	EPNER Moritz	03	SC Wiesbaden 1911	2:32.79	569	33.67	1:12.09	1:51.64	2:32.79
51.	VARELA Aslak	03	Plymouth Leander SC	2:33.00	567	35.19	1:14.00	1:54.40	2:33.00
52.	DE MEYER Niels	02	Brabo Zwemclub Antwerpen	2:33.44	562	33.43	1:12.16	1:52.57	2:33.44
53.	LOMBARDO Maxime	03	CD54 Natation	2:33.59	560	34.34	1:13.63	1:53.28	2:33.59
54.	ATTENOT Corentin	04	Collectif Nouvelle-Aquitaine	2:34.25	553	34.21	1:14.12	1:53.95	2:34.25
55.	EECKHOUT Emile	01	Boust	2:34.33	552	36.21	1:13.83	1:54.61	2:34.33
56.	KRAJENSKI Till	04	SSF Bonn	2:35.35	542	34.00	1:12.73	1:55.17	2:35.35
57.	SKALSKI Maximilian	02	TV 1843 Dillenburg	2:35.48	540	33.89	1:14.85	1:55.79	2:35.48
58.	EIPL Tim	03	SG Poseidon Eppelheim	2:35.58	539	34.71	1:14.42	1:54.85	2:35.58
59.	GALLAGHER Dylan	03	Swim Wales	2:36.14	533	34.49	1:13.57	1:54.30	2:36.14
60.	SIEMUND Florian	01	SG Poseidon Eppelheim	2:37.31	522	35.49	1:14.27	1:56.24	2:37.31
61.	WUILLIEZ Jadon	02	Plymouth Leander SC	2:37.35	521	35.80	1:15.65	1:56.53	2:37.35
62.	LANGLEY Lawrence	01	Aalborg Svoemmeklub	2:39.94	496 *	34.97	1:14.96	1:57.20	2:39.94
63.	MARCHER Lucas	02	Club Nautique du Val de Fensch	2:41.63	481 *	35.75	1:16.27	1:58.50	2:41.63
64.	WOOLLEY Haydn	01	Plymouth Leander SC	2:41.84	479 *	34.85	1:14.94	1:57.95	2:41.84
65.	DAZY Sam	03	District Liege Namur Luxembourg	2:41.93	478	35.93	1:16.95	1:59.56	2:41.93
66.	PETERWITZ Andre	99	SC Wiesbaden 1911	2:42.31	475 *	36.26	1:17.76	2:00.20	2:42.31
67.	LUX Janis	04	SSF Bonn	2:43.96	461 *	36.44	1:18.43	2:00.93	2:43.96
68.	LANNERS Bob	02	Schwammclub Deifferdang	2:46.16	443 *	36.81	1:19.35	2:02.53	2:46.16
69.	TSUI Dylan	02	Plymouth Leander SC	2:48.72	423 *	37.49	1:19.67	2:03.77	2:48.72
DNS	BIZZARRI Flavio	93	C.C. Aniene						

Junior

1.	KOST Tim Dennis	02	SV Nikar Heidelberg	2:22.45	703 B	32.99	1:09.39	1:46.25	2:22.45
2.	SKRYDSTRUP Aksel	01	Aarhus Swim	2:22.81	697 ?	32.55	1:09.09	1:45.83	2:22.81
	KRESS Phillip	02	SG Poseidon Eppelheim	2:22.81	697 ?	32.16	1:08.01	1:44.49	2:22.81
4.	REMY Tom	02	Charleville Mezieres	2:24.57	672	34.11	1:10.57	1:48.35	2:24.57
5.	COACCI Filippo	02	Plymouth Leander SC	2:25.12	665	33.14	1:10.30	1:48.44	2:25.12
6.	NEWMAN Bradley	01	Swim Wales	2:25.17	664	32.47	1:09.09	1:45.94	2:25.17
7.	ELLEGAARD Arthur Daler	01	Denmark Junior	2:27.44	634	34.64	1:10.78	1:49.48	2:27.44
8.	VAN DEN HEUVEL Quinn	01	KNZB-OC	2:27.53	632	32.38	1:10.10	1:48.01	2:27.53
9.	VAN DEN BOSSCHE Yan	01	Fed. Luxembourgeoise de Natation	2:27.70	630	32.51	1:09.93	1:48.38	2:27.70
10.	SIRBIKE Domas	01	SV Nikar Heidelberg	2:28.16	624	32.70	1:10.46	1:49.31	2:28.16
11.	WILLIAMS Rhodri	02	Swim Wales	2:28.47	621	33.03	1:10.83	1:48.94	2:28.47
	SCHULZ Sebastian	01	SGS Hamburg	2:28.47	621	33.29	1:09.90	1:48.04	2:28.47
13.	ARNOLD Toby	01	Swim England East Midlands	2:28.94	615	33.00	1:10.91	1:49.55	2:28.94
14.	SCHMIDT Marten	02	SSG Saar Max Ritter	2:31.58	583	34.12	1:12.60	1:52.17	2:31.58
15.	DE MEYER Niels	02	Brabo Zwemclub Antwerpen	2:33.44	562	33.43	1:12.16	1:52.57	2:33.44
16.	EECKHOUT Emile	01	Boust	2:34.33	552	36.21	1:13.83	1:54.61	2:34.33
17.	SKALSKI Maximilian	02	TV 1843 Dillenburg	2:35.48	540	33.89	1:14.85	1:55.79	2:35.48
18.	SIEMUND Florian	01	SG Poseidon Eppelheim	2:37.31	522	35.49	1:14.27	1:56.24	2:37.31
19.	WUILLIEZ Jadon	02	Plymouth Leander SC	2:37.35	521	35.80	1:15.65	1:56.53	2:37.35
20.	LANGLEY Lawrence	01	Aalborg Svoemmeklub	2:39.94	496 *	34.97	1:14.96	1:57.20	2:39.94
21.	MARCHER Lucas	02	Club Nautique du Val de Fensch	2:41.63	481 *	35.75	1:16.27	1:58.50	2:41.63
22.	WOOLLEY Haydn	01	Plymouth Leander SC	2:41.84	479 *	34.85	1:14.94	1:57.95	2:41.84
23.	LANNERS Bob	02	Schwammclub Deifferdang	2:46.16	443 *	36.81	1:19.35	2:02.53	2:46.16
24.	TSUI Dylan	02	Plymouth Leander SC	2:48.72	423 *	37.49	1:19.67	2:03.77	2:48.72





Fédération Luxembourgeoise
de Natation et de Sauvetage



21st Luxembourg Euro Meet 2019
Luxembourg, 25th - 27th January 2019

Event 20, Men, 200m Breaststroke, Prelim

Youth

1.	KRYZHANIVSKYI Rostysk	04	Ukrainian Swimming Federation	2:20.87	727	B	32.20	1:08.98	1:45.24	2:20.87
2.	TKACHUK Maksim	03	Lutsk	2:22.09	708	B	32.38	1:08.75	1:45.68	2:22.09
3.	ZHURAVEL Nazar	03	WKS Slask	2:22.11	708	B	32.06	1:08.76	1:45.54	2:22.11
4.	CARNEIRO Joao	03	Swimming Luxembourg	2:27.86	628		33.12	1:10.49	1:48.48	2:27.86
5.	TANGHE Kasper	04	Brabo Zwemclub Antwerpen	2:28.03	626		33.72	1:11.01	1:49.13	2:28.03
6.	LE PAPE Thomas	03	FFN Ouest	2:28.38	622		33.35	1:11.32	1:49.78	2:28.38
7.	STIEF Fabio	03	SC Neustadt/Weinstr.	2:30.11	600		33.96	1:12.64	1:51.89	2:30.11
8.	LE GOFF Yann	03	FFN Ouest	2:30.21	599		33.44	1:12.27	1:51.41	2:30.21
9.	EPNER Moritz	03	SC Wiesbaden 1911	2:32.79	569		33.67	1:12.09	1:51.64	2:32.79
10.	VARELA Aslak	03	Plymouth Leander SC	2:33.00	567		35.19	1:14.00	1:54.40	2:33.00
11.	LOMBARDO Maxime	03	CD54 Natation	2:33.59	560		34.34	1:13.63	1:53.28	2:33.59
12.	ATTENOT Corentin	04	Collectif Nouvelle-Aquitaine	2:34.25	553		34.21	1:14.12	1:53.95	2:34.25
13.	KRAJENSKI Till	04	SSF Bonn	2:35.35	542		34.00	1:12.73	1:55.17	2:35.35
14.	EIPL Tim	03	SG Poseidon Eppelheim	2:35.58	539		34.71	1:14.42	1:54.85	2:35.58
15.	GALLAGHER Dylan	03	Swim Wales	2:36.14	533		34.49	1:13.57	1:54.30	2:36.14
16.	DAZY Sam	03	District Liege Namur Luxembourg	2:41.93	478		35.93	1:16.95	1:59.56	2:41.93
17.	LUX Janis	04	SSF Bonn	2:43.96	461	*	36.44	1:18.43	2:00.93	2:43.96





Fédération Luxembourgeoise
de Natation et de Sauvetage



21st Luxembourg Euro Meet 2019
Luxembourg, 25th - 27th January 2019

Event 21 26.01.2019 - 10:22	Women, 50m Freestyle sponsored by: Arena				2005 and older Results Prelim
Meet Record	24.01	SJOESTROEM Sarah	SWE	Luxembourg	28.01.2017
World Record	23.67	SJOESTROEM Sarah	SWE	Budapest (HUN)	29.07.2017
European Record	23.67	SJOESTROEM Sarah	SWE	Budapest (HUN)	29.07.2017

Open 18 +: 28.30 / Junior 16 - 17: 29.50 / Youth 14 - 15: 30.50

Points: FINA 2018

Rank		YB		Time	Pts	
Open						
1.	SJOESTROM Sarah	93	Energy Standard	24.70	880	A
2.	KOST Nina	95	Schwimmclub Uster Wallisellen	25.41	808	A
3.	FERRAIOLI Erika	86	Italian Swimming Federation	25.57	793	A
4.	DI PIETRO Silvia	93	Italian Swimming Federation	25.87	765	A
5.	STEIGER Jessica	92	VFL Gladbeck 1921	26.04	751	A
	VAN ROON Valerie	98	KNZB	26.04	751	A
7.	PROUFF Faustine	88	Stade de Vanves	26.07	748	A
8.	BARRETT Karoline	02	Denmark Junior	26.39	721	A
9.	EBBESSEN Elisabeth Sabroe	02	Denmark Junior	26.46	715	A
10.	VAN NUNEN Sam	01	PSV	26.48	714	A
11.	PILHATSCH Caroline	99	AT Graz	26.51	711	B
12.	MROZINSKI Julia	00	SGS Hamburg	26.56	707	B
13.	MALUKA Ieva	03	BJSS Ridzene DSN	26.57	707	B
14.	YENDELL Sophie	02	Swim England East Midlands	26.59	705	B
15.	KUBOVA Simona	91	Slavie Chomutov	26.68	698	B
16.	HOEPINK Lisa	98	SG Essen	26.79	689	B
17.	ALLISON Megan	02	Swim Wales	26.92	679	B
18.	BORRA Giulia	01	Team Insubrika	26.93	679	B
19.	RICCI Nicole	04	Swimming Luxembourg	26.95	677	B
20.	FORSS Trine	03	Team West	27.12	664	B
21.	MORIN Tilde	02	Team West	27.13	664	R
22.	VERRASZTO Evelyn	89	Team Hungary	27.21	658	R
23.	KLEYBOLDT Rosalie	03	SC Wiesbaden 1911	27.24	656	R
24.	LIALLY Emma	04	Collectif Nouvelle-Aquitaine	27.29	652	R
25.	OSRIN Honey	03	Plymouth Leander SC	27.30	651	
	REMY-BARRE Justine	04	CD54 Natation	27.30	651	
27.	PRITCHARD Chloe	04	Swim Wales	27.32	650	
28.	VAN DROFFELAAR Anna	04	KNZB-OC	27.34	648	
29.	EHRING Mareike	01	VFL Gladbeck 1921	27.36	647	
30.	CELAR Selina	99	DSW 1912 Darmstadt	27.37	646	
31.	ASTEDT Sofia	03	Team West	27.39	645	
32.	SAVART Coralie	04	FFN Ouest	27.43	642	
33.	RUHNAU Alice	95	SG Essen	27.45	641	
34.	GUERRATO Gaia	01	Team Insubrika	27.48	639	
35.	INGOGLIA Joanne	02	FFN Ouest	27.49	638	
	KOEHORST Britta	03	KNZB-OC	27.49	638	
37.	LE BRIS Clara	03	FFN Ouest	27.53	635	
38.	OTTESEN Camilla	00	Aalborg Svoemmeklub	27.58	632	
39.	PILLER Maxine	00	SSG Saar Max Ritter	27.59	631	
	DANY Rebecca	01	SSF Bonn	27.59	631	
41.	MORRIS Ciara	02	Swim Wales	27.62	629	



FLNS
LUXEMBOURGFédération Luxembourgeoise
de Natation et de SauvetageLUXEMBOURG
LET'S MAKE IT HAPPEN21st Luxembourg Euro Meet 2019
Luxembourg, 25th - 27th January 2019

Event 21, Women, 50m Freestyle, Prelim, Open

Rank		YB		Time	Pts
41.	NIKOLETTA Margari	02	A.E. Haidariou	27.62	629
43.	SPIERING Femke	02	KNZB-OC	27.63	628
44.	WOLTER Celine	04	Dresdner SC 1898 e.V.	27.65	627
45.	SAUDRAIS Svetlana	04	FFN Ouest	27.67	625
	TANIS Elise	02	KNZB-OC	27.67	625
47.	BARDGETT Ella	04	Plymouth Leander SC	27.69	624
48.	SCHOEN Lisa	99	Aalborg Svoemmeklub	27.70	623
49.	MAJOR Scarlet	03	Swim Wales	27.71	623
50.	MENSAH Joselle	03	Plymouth Leander SC	27.73	621
	BANKY Jacqueline	96	Fed. Luxembourgeoise de Natation	27.73	621
52.	TANIR Duru	02	Plymouth Leander SC	27.74	621
53.	BROEGGER-ANDERSEN Camilla	02	Aalborg Svoemmeklub	27.77	619
54.	SMITS Jade	01	Brabo Zwemclub Antwerpen	27.79	617
55.	HESSION Lauren	01	Plymouth Leander SC	27.83	615
56.	ROSE Rianne	05	Hessischer Schwimm-Verband	27.84	614
57.	BAERENTSEN Amalie	00	Aalborg Svoemmeklub	27.85	613
58.	DE TORRES Rebecca	04	Swim Wales	27.87	612
59.	PATEL Maana	00	Glenmark Aquatic Foundation	27.88	611
	AZIROVIC Nina Sophie	03	Hessischer Schwimm-Verband	27.88	611
61.	WILKE Franka	02	Plymouth Leander SC	27.89	611
62.	VON DEN DRIESCH Jana	04	SSG Saar Max Ritter	27.90	610
	RICCI Giorgia Michela	02	Swimming Luxembourg	27.90	610
64.	MEAD Amy	02	Derventio Excel	27.93	608
65.	FRANSSON Vera	01	Team West	27.96	606
	ZWING Katharina	05	SSG Saar Max Ritter	27.96	606
	SZILAGYI Liliana	96	Team Hungary	27.96	606
68.	PETERSEN Sofie Theophil	03	Denmark Junior	27.99	604
	LEDENT Joanne	05	District Liege Namur Luxembourg	27.99	604
	FRISONI Vanessa	03	Polisportiva Comunale Riccione	27.99	604
	SLEVIN Mia	03	Swim England East Midlands	27.99	604
72.	TASZHANOVA Diana	04	Dostyk Aktobe	28.00	604
73.	NUNES Chefanja	01	KNZB-OC	28.04	601
74.	MELBOURNE-SMITH Gabrielle	03	Swim Wales	28.10	597
	WAUTERS Laura	03	Flanders	28.10	597
76.	MERKLE Bettina	89	Neckarsulmer Sport-Union	28.11	597
77.	GARSUCH Marlin	04	SC Neustadt/Weinstr.	28.13	595
78.	GADE Jackie	98	Aalborg Svoemmeklub	28.14	595
79.	PEMBERTON Amy	01	Plymouth Leander SC	28.17	593
	PEREZ-GARCIA Maria	02	Fed. Luxembourgeoise de Natation	28.17	593
81.	GILOT Eva	02	SPN Poitiers	28.20	591
82.	PLUECKER Hannah	02	Hessischer Schwimm-Verband	28.21	590
83.	CORNISH Emily	04	Plymouth Leander SC	28.23	589
84.	GRUNDKE Leonie	03	Dresdner Delphine e.V.	28.24	588
85.	PALMUND Liva	02	Denmark Junior	28.29	585
86.	MAYERES Nell	04	District Liege Namur Luxembourg	28.30	585
	VANHAUWAERT Lotte	04	Royal Ostend Swimming Club	28.30	585
88.	WIUFF Cecilie	00	Denmark Senior	28.31	584 *
89.	BUSCH Sanne	01	KNZB-OC	28.35	582 *






Fédération Luxembourgeoise
de Natation et de Sauvetage

21st Luxembourg Euro Meet 2019
Luxembourg, 25th - 27th January 2019



Event 21, Women, 50m Freestyle, Prelim, Open

Rank		YB		Time	Pts	
90.	SCHNUERLE Laura	01	SSF Bonn	28.37	580	*
91.	SHELTON Amy	04	Swim Wales	28.39	579	
92.	PETERS Emma	03	Fed. Luxembourgeoise de Natation	28.40	578	
	KEBRLE Lea	02	SG Bayer	28.40	578	
94.	PICHLER Nicole	95	ATUS Graz	28.41	578	*
	COETS Shannon	01	Boust	28.41	578	*
96.	HOLLOWCHAK Makaela	00	Plymouth Leander SC	28.43	577	*
	BENZMUELLER Magdalena	05	SG Rhein-Mosel	28.43	577	
	BOURGEOIS Elena	03	ASPTT Limoges	28.43	577	
99.	KLEIN Mona	03	SG Neuss	28.47	574	
100.	RICCHI Aurora	04	Polisportiva Comunale Riccione	28.49	573	
	PREHN Isabella	02	SC Wiesbaden 1911	28.49	573	
102.	FEYEN Charlotte	03	Brabo Zwemclub Antwerpen	28.51	572	
	STAUDINGER Simona	99	Schwimmclub Uster Wallisellen	28.51	572	*
104.	SCHMIEDEFELD Emma	03	TSG Backnang	28.52	571	
105.	NOEL Oriana	04	Plymouth Leander SC	28.57	568	
	BLANC Charline	00	Cercle des Nageurs de Sion	28.57	568	*
107.	LEU Lena	02	Swim Team Lucerne	28.58	568	
108.	CLERC Enola	03	Canards La Rochelle	28.59	567	
109.	VAN WALLENDael Sarah	02	Brabo Zwemclub Antwerpen	28.60	566	
	BURRI Valentina	03	Swim Team Lucerne	28.60	566	
111.	FABIANI Chanel	03	Cercle de Natation Dudelange	28.63	565	
112.	LOVELL Madison	04	Swim Wales	28.64	564	
113.	KROEGER Lina	04	SG Wago	28.65	563	
114.	SHELZEL Sira	03	TSG Backnang	28.66	563	
115.	FORSON Kaya	02	Ghana Swimming	28.67	562	
116.	SCHMITZ Paula	04	SG Wago	28.72	559	
117.	SCHNUERLE Lisa	03	SSF Bonn	28.74	558	
118.	SCHOEN Valentina	02	SSG Saar Max Ritter	28.78	556	
119.	GUTH Regina	05	SC Neustadt/Weinstr.	28.79	555	
120.	CONSTANTINIDES Anais	99	Cercle des Nageurs de Sion	28.80	555	*
121.	SCHIRRA Hannah	03	SSG Saar Max Ritter	28.81	554	
	ROBIN Cheyenne	04	Collectif Nouvelle-Aquitaine	28.81	554	
123.	HERDT Jennifer	02	SSG Pforzheim	28.82	554	
124.	MERSMANN Johanna	03	SSF Bonn	28.85	552	
125.	GUEL Dilara	02	TSG Backnang	28.86	551	
126.	MAUTHE Sara	02	TSG Backnang	28.87	551	
127.	SANTUARI Camilla	03	AS Merano	28.89	549	
	MANOLARAS Laura	03	TSG Backnang	28.89	549	
129.	CHAPMAN Emily	04	Plymouth Leander SC	29.01	543	
130.	WIECZOREK Rieke	03	Hessischer Schwimm-Verband	29.02	542	
131.	WOLFF Jolina	05	VFL Gladbeck 1921	29.03	542	
	WIEDEMANN Lara	02	SSF Bonn	29.03	542	
133.	MOELLER Marie-Louise	03	VFL Gladbeck 1921	29.04	541	
	VETTER Nele	03	Schwimm-Team Bingerbrueck	29.04	541	
	IMSAND Chloe	03	Cercle des Nageurs de Sion	29.04	541	
136.	BORGHESI Gaia	02	Polisportiva Comunale Riccione	29.05	540	
137.	ESTEVE Charlotte	04	CD54 Natation	29.06	540	





Fédération Luxembourgeoise
de Natation et de Sauvetage

LUXEMBOURG

LET'S MAKE IT HAPPEN

21st Luxembourg Euro Meet 2019
Luxembourg, 25th - 27th January 2019

Event 21, Women, 50m Freestyle, Prelim, Open

Rank		YB		Time	Pts
138.	BEAUDOT Laly	04	District Liege Namur Luxembourg	29.08	539
	CHABOT Amelie	04	District Liege Namur Luxembourg	29.08	539
140.	PETERS Lena	05	Fed. Luxembourgeoise de Natation	29.09	538
141.	VANDERSCHRICK Laura	02	Fed. Luxembourgeoise de Natation	29.10	538
142.	PAPE Marlene	03	1. Paderborner SV	29.25	529
143.	HRIC Laura	05	Swimming Luxembourg	29.32	526
144.	WALLNOEFER Carolin	01	AS Merano	29.33	525 *
145.	HAMEN SAIEG Yael	01	Fed. Luxembourgeoise de Natation	29.34	525 *
	HEEREN Fabienne	00	Hannoverscher SV 1892	29.34	525 *
147.	VETTER Chiara	01	TSG Backnang	29.35	524 *
148.	PREHN Yvonne	05	SSG Pforzheim	29.36	523
149.	BROWNRIDGE Aimee	04	Plymouth Leander SC	29.44	519
150.	BUSCH Denise	02	Hannoverscher SV 1892	29.46	518
151.	DOELP Sophia	03	SG Wago	29.49	517
152.	SITTART Jule	03	TSG Backnang	29.52	515 *
153.	ADAMS Victoria	02	Plymouth Leander SC	29.56	513 *
	NIGGEMEYER Leonie	03	1. Paderborner SV	29.56	513 *
155.	BROICH Louisa Marie	03	Postsportverein Trier	29.60	511 *
156.	VAN DEN BOSCH Julie	05	Brabo Zwemclub Antwerpen	29.61	510
	PAPE Hannah	03	1. Paderborner SV	29.61	510 *
158.	ARGUN Laura	02	District Liege Namur Luxembourg	29.74	504 *
	SCHMITZ Svea Bo	04	SC Wiesbaden 1911	29.74	504
160.	ZNACHOWSKA Alexandra	03	SG Neuss	29.76	503 *
161.	SICILIANO Antonella	01	Dimensione Nuoto	29.80	501 *
162.	MEHLMANN Alexandra	03	SC Neustadt/Weinstr.	29.81	500 *
163.	KUHLMANN Marie	05	VFL Gladbeck 1921	29.82	500
164.	MATICIUC Alexandra	04	Plymouth Leander SC	29.83	499
165.	PETERS Yamina	05	VFL Gladbeck 1921	29.89	496
166.	HEEREN Charline	02	Hannoverscher SV 1892	29.90	496 *
167.	ABBACI Sara	04	CD54 Natation	30.00	491
168.	MAISSEN Fiona	04	Swim Team Lucerne	30.08	487
169.	NAEF Tamara	04	Swim Team Lucerne	30.12	485
	HEIERHOFF Hannah	03	SC Wiesbaden 1911	30.12	485 *
171.	MAESTRI Eliana	03	AS Merano	30.37	473 *
172.	BABINA Marija	04	BJSS Ridzene DSN	30.38	472
173.	MUELLER Jolina	04	SSG Saar Max Ritter	30.40	472
174.	FORSON Zaira	05	Ghana Swimming	30.48	468
175.	SCHULGIN Nicole	04	SC Neustadt/Weinstr.	30.76	455 *
176.	ANTONOV Veronica	02	SSG Pforzheim	30.88	450 *
177.	KNAPPE Finja	05	1. Paderborner SV	31.17	437 *
DNS	HARTMANN Luisa	04	SC Neustadt/Weinstr.		
DNS	WALLERIUS Katharina	01	SG Rhein-Mosel		
DNS	WALLERIUS Theresa	03	SG Rhein-Mosel		
DNS	DI LIDDO Elena	93	Italian Swimming Federation		
DNS	SCHNEIDER Malaika	03	Hamburger SC		
DNS	KUECHLER Hannah	02	Potsdamer SV		
DNS	CASTIGLIONI Arianna	97	Italian Swimming Federation		
WDR	JUMAH Bayan	94	Vikings de Rouen		



FLNS
LuxembourgFédération Luxembourgeoise
de Natation et de SauvetageLUXEMBOURG
LET'S MAKE IT HAPPEN21st Luxembourg Euro Meet 2019
Luxembourg, 25th - 27th January 2019

Event 21, Women, 50m Freestyle, Prelim, Open

Rank	YB	Time	Pts
WDR PIERRON Marie	01 CD54 Natation		
Junior			
1. BARRETT Karoline	02 Denmark Junior	26.39	721 A
2. EBBESEN Elisabeth Sabroe	02 Denmark Junior	26.46	715 A
3. MALUKA Ieva	03 BJSS Ridzene DSN	26.57	707 B
4. YENDELL Sophie	02 Swim England East Midlands	26.59	705 B
5. ALLISON Megan	02 Swim Wales	26.92	679 B
6. FORSS Trine	03 Team West	27.12	664 B
7. MORIN Tilde	02 Team West	27.13	664 R
8. KLEYBOLDT Rosalie	03 SC Wiesbaden 1911	27.24	656 R
9. OSRIN Honey	03 Plymouth Leander SC	27.30	651
10. ASTEDT Sofia	03 Team West	27.39	645
11. INGOGLIA Joanne	02 FFN Ouest	27.49	638
KOEHORST Britta	03 KNZB-OC	27.49	638
13. LE BRIS Clara	03 FFN Ouest	27.53	635
14. MORRIS Ciara	02 Swim Wales	27.62	629
NIKOLETTA Margari	02 A.E. Haidariou	27.62	629
16. SPIERING Femke	02 KNZB-OC	27.63	628
17. TANIS Elise	02 KNZB-OC	27.67	625
18. MAJOR Scarlet	03 Swim Wales	27.71	623
19. MENSAH Joselle	03 Plymouth Leander SC	27.73	621
20. TANIR Duru	02 Plymouth Leander SC	27.74	621
21. BROEGGER-ANDERSEN Camilla	02 Aalborg Svoemmeklub	27.77	619
22. AZIROVIC Nina Sophie	03 Hessischer Schwimm-Verband	27.88	611
23. WILKE Franka	02 Plymouth Leander SC	27.89	611
24. RICCI Giorgia Michela	02 Swimming Luxembourg	27.90	610
25. MEAD Amy	02 Derventio Excel	27.93	608
26. PETERSEN Sofie Theophil	03 Denmark Junior	27.99	604
FRISONI Vanessa	03 Polisportiva Comunale Riccione	27.99	604
SLEVIN Mia	03 Swim England East Midlands	27.99	604
29. MELBOURNE-SMITH Gabrielle	03 Swim Wales	28.10	597
WAUTERS Laura	03 Flanders	28.10	597
31. PEREZ-GARCIA Maria	02 Fed. Luxembourgeoise de Natation	28.17	593
32. GILOT Eva	02 SPN Poitiers	28.20	591
33. PLUECKER Hannah	02 Hessischer Schwimm-Verband	28.21	590
34. GRUNDKE Leonie	03 Dresdner Delphine e.V.	28.24	588
35. PALMUND Liva	02 Denmark Junior	28.29	585
36. PETERS Emma	03 Fed. Luxembourgeoise de Natation	28.40	578
KEBRLE Lea	02 SG Bayer	28.40	578
38. BOURGEOIS Elena	03 ASPTT Limoges	28.43	577
39. KLEIN Mona	03 SG Neuss	28.47	574
40. PREHN Isabella	02 SC Wiesbaden 1911	28.49	573
41. FEYEN Charlotte	03 Brabo Zwemclub Antwerpen	28.51	572
42. SCHMIEDEFELD Emma	03 TSG Backnang	28.52	571
43. LEU Lena	02 Swim Team Lucerne	28.58	568
44. CLERC Enola	03 Canards La Rochelle	28.59	567





Fédération Luxembourgeoise
de Natation et de Sauvetage

LUXEMBOURG
LET'S MAKE IT HAPPEN

21st Luxembourg Euro Meet 2019
Luxembourg, 25th - 27th January 2019

Event 21, Women, 50m Freestyle, Prelim, Junior

Rank	YB	Time	Pts
45. VAN WALLENDael Sarah	02 Brabo Zwemclub Antwerpen	28.60	566
BURRI Valentina	03 Swim Team Lucerne	28.60	566
47. FABIANI Chanel	03 Cercle de Natation Dudelange	28.63	565
48. SCHELZEL Sira	03 TSG Backnang	28.66	563
49. FORSON Kaya	02 Ghana Swimming	28.67	562
50. SCHNUERLE Lisa	03 SSF Bonn	28.74	558
51. SCHOEN Valentina	02 SSG Saar Max Ritter	28.78	556
52. SCHIRRA Hannah	03 SSG Saar Max Ritter	28.81	554
53. HERDT Jennifer	02 SSG Pforzheim	28.82	554
54. MERSMANN Johanna	03 SSF Bonn	28.85	552
55. GUEL Dilara	02 TSG Backnang	28.86	551
56. MAUTHE Sara	02 TSG Backnang	28.87	551
57. SANTUARI Camilla	03 AS Merano	28.89	549
MANOLARAS Laura	03 TSG Backnang	28.89	549
59. WIECZOREK Rieke	03 Hessischer Schwimm-Verband	29.02	542
60. WIEDEMANN Lara	02 SSF Bonn	29.03	542
61. MOELLER Marie-Louise	03 VFL Gladbeck 1921	29.04	541
VETTER Nele	03 Schwimm-Team Bingerbrueck	29.04	541
IMSAND Chloe	03 Cercle des Nageurs de Sion	29.04	541
64. BORGHESI Gaia	02 Polisportiva Comunale Riccione	29.05	540
65. VANDERSCHRICK Laura	02 Fed. Luxembourgeoise de Natation	29.10	538
66. PAPE Marlene	03 1. Paderborner SV	29.25	529
67. BUSCH Denise	02 Hannoverscher SV 1892	29.46	518
68. DOELP Sophia	03 SG Wago	29.49	517
69. SITTART Jule	03 TSG Backnang	29.52	515 *
70. ADAMS Victoria	02 Plymouth Leander SC	29.56	513 *
NIGGEMEYER Leonie	03 1. Paderborner SV	29.56	513 *
72. BROICH Louisa Marie	03 Postsportverein Trier	29.60	511 *
73. PAPE Hannah	03 1. Paderborner SV	29.61	510 *
74. ARGUN Laura	02 District Liege Namur Luxembourg	29.74	504 *
75. ZNACHOWSKA Alexandra	03 SG Neuss	29.76	503 *
76. MEHLMANN Alexandra	03 SC Neustadt/Weinstr.	29.81	500 *
77. HEEREN Charline	02 Hannoverscher SV 1892	29.90	496 *
78. HEIERHOFF Hannah	03 SC Wiesbaden 1911	30.12	485 *
79. MAESTRI Eliana	03 AS Merano	30.37	473 *
80. ANTONOV Veronica	02 SSG Pforzheim	30.88	450 *
DNS WALLERIUS Theresa	03 SG Rhein-Mosel		
DNS SCHNEIDER Malaika	03 Hamburger SC		
DNS KUECHLER Hannah	02 Potsdamer SV		

Youth

1. RICCI Nicole	04 Swimming Luxembourg	26.95	677	B
2. LIALY Emma	04 Collectif Nouvelle-Aquitaine	27.29	652	R
3. REMY-BARRE Justine	04 CD54 Natation	27.30	651	
4. PRITCHARD Chloe	04 Swim Wales	27.32	650	
5. VAN DROFFELAAR Anna	04 KNZB-OC	27.34	648	
6. SAVART Coralie	04 FFN Ouest	27.43	642	



FLNS
LUXEMBOURGFédération Luxembourgeoise
de Natation et de Sauvetage

LUXEMBOURG

LET'S MAKE IT HAPPEN

21st Luxembourg Euro Meet 2019
Luxembourg, 25th - 27th January 2019

Event 21, Girls, 50m Freestyle, Prelim, Youth

Rank		YB		Time	Pts
7.	WOLTER Celine	04	Dresdner SC 1898 e.V.	27.65	627
8.	SAUDRAIS Svetlana	04	FFN Ouest	27.67	625
9.	BARDGETT Ella	04	Plymouth Leander SC	27.69	624
10.	ROSE Rianne	05	Hessischer Schwimm-Verband	27.84	614
11.	DE TORRES Rebecca	04	Swim Wales	27.87	612
12.	VON DEN DRIESCH Jana	04	SSG Saar Max Ritter	27.90	610
13.	ZWING Katharina	05	SSG Saar Max Ritter	27.96	606
14.	LEDENT Joanne	05	District Liege Namur Luxembourg	27.99	604
15.	TASZHANOVA Diana	04	Dostyk Aktobe	28.00	604
16.	GARSUCH Marlin	04	SC Neustadt/Weinstr.	28.13	595
17.	CORNISH Emily	04	Plymouth Leander SC	28.23	589
18.	MAYERES Neil	04	District Liege Namur Luxembourg	28.30	585
	VANHAUWAERT Lotte	04	Royal Ostend Swimming Club	28.30	585
20.	SHELTON Amy	04	Swim Wales	28.39	579
21.	BENZMUELLER Magdalena	05	SG Rhein-Mosel	28.43	577
22.	RICCHI Aurora	04	Polisportiva Comunale Riccione	28.49	573
23.	NOEL Oriana	04	Plymouth Leander SC	28.57	568
24.	LOVELL Madison	04	Swim Wales	28.64	564
25.	KROEGER Lina	04	SG Wago	28.65	563
26.	SCHMITZ Paula	04	SG Wago	28.72	559
27.	GUTH Regina	05	SC Neustadt/Weinstr.	28.79	555
28.	ROBIN Cheyenne	04	Collectif Nouvelle-Aquitaine	28.81	554
29.	CHAPMAN Emily	04	Plymouth Leander SC	29.01	543
30.	WOLFF Jolina	05	VFL Gladbeck 1921	29.03	542
31.	ESTEVE Charlotte	04	CD54 Natation	29.06	540
32.	BEAUDOT Laly	04	District Liege Namur Luxembourg	29.08	539
	CHABOT Amelie	04	District Liege Namur Luxembourg	29.08	539
34.	PETERS Lena	05	Fed. Luxembourgeoise de Natation	29.09	538
35.	HRIC Laura	05	Swimming Luxembourg	29.32	526
36.	PREHN Yvonne	05	SSG Pforzheim	29.36	523
37.	BROWNRIDGE Aimee	04	Plymouth Leander SC	29.44	519
38.	VAN DEN BOSCH Julie	05	Brabo Zwemclub Antwerpen	29.61	510
39.	SCHMITZ Svea Bo	04	SC Wiesbaden 1911	29.74	504
40.	KUHLMANN Marie	05	VFL Gladbeck 1921	29.82	500
41.	MATICIUC Alexandra	04	Plymouth Leander SC	29.83	499
42.	PETERS Yamina	05	VFL Gladbeck 1921	29.89	496
43.	ABBACI Sara	04	CD54 Natation	30.00	491
44.	MAISSEN Fiona	04	Swim Team Lucerne	30.08	487
45.	NAEF Tamara	04	Swim Team Lucerne	30.12	485
46.	BABINA Marija	04	BJSS Ridzene DSN	30.38	472
47.	MUELLER Jolina	04	SSG Saar Max Ritter	30.40	472
48.	FORSON Zaira	05	Ghana Swimming	30.48	468
49.	SCHULGIN Nicole	04	SC Neustadt/Weinstr.	30.76	455 *
50.	KNAPPE Finja	05	1. Paderborner SV	31.17	437 *
DNS	HARTMANN Luisa	04	SC Neustadt/Weinstr.		





Fédération Luxembourgeoise
de Natation et de Sauvetage

LUXEMBOURG

LET'S MAKE IT HAPPEN

21st Luxembourg Euro Meet 2019
Luxembourg, 25th - 27th January 2019

Event 22 Men, 50m Freestyle 2004 and older
26.01.2019 - 10:32 sponsored by: Arena Results Prelim

Meet Record	21.89	PROUD Ben	GBR	Luxembourg	27.01.2018
World Record	20.91	CIELO Cesar	BRA	Sao Paulo (BRA)	18.12.2009
European Record	20.94	BOUSQUET Frederick	FRA	Montpellier (FRA)	26.04.2009

Open 19 +: 25.00 / Junior 17 - 18: 26.50 / Youth 15 - 16: 27.50

Points: FINA 2018

Rank		YB		Time	Pts	
Open						
1.	PROUD Ben	94	Energy Standard	21.96	863	A
2.	PUTS Jesse	94	KNZB	22.63	788	A
3.	SHEVTSOV Sergii	98	Energy Standard	22.70	781	A
4.	MIRESSI Alessandro	98	Italian Swimming Federation	22.91	760	A
5.	DUBININ Vladimir	99	Moscow Club	22.96	755	A
6.	AERENTS Jasper	92	Brugse Zwem- & Reddingskring	22.98	753	A
7.	BUKHOV Vladyslav	02	Ukrainian Swimming Federation	23.00	751	A
8.	FILDEBRANDT Christoph	89	SSG Saar Max Ritter	23.05	746	A
9.	DOTTO Luca	90	Italian Swimming Federation	23.11	740	A
10.	BAARS Jeroen	92	Rotterdam Swimming (SG)	23.18	734	A
11.	DINE MOREIRA Orhan	98	EN Tours	23.48	706	B
12.	KAS'YAN Bogdan	97	Ukrainian Swimming Federation	23.49	705	B
13.	HENX Julien	95	Fed. Luxembourgeoise de Natation	23.57	698	B
14.	VERHOEVEN Thomas	97	Rotterdam Swimming (SG)	23.60	695	B
15.	EMO Jerome	00	Herstalnatation	23.66	690	B
16.	FABIANI Remi	01	Fed. Luxembourgeoise de Natation	23.73	684	B
17.	CHRISTENSEN Kevin Witt	95	Farum	23.80	678	B
18.	NIANE Abdoul	88	AS Monaco	23.89	670	B
19.	MIROSLAW Rafael	01	SG HT16 Hamburg	23.91	668	B
20.	SCHUBERT Georg	01	Dresdner SC 1898 e.V.	23.96	664	B
21.	MITCHELL Stefano	99	Plymouth Leander SC	24.10	653	?
	SALVAN Hadrien	97	Stade de Vanves	24.10	653	?
23.	MOORE Andrew	98	UCD Swim Team	24.16	648	R
24.	REDEMANN Fleming	00	SG Essen	24.18	646	R
25.	KOCH Leo	01	SSG Pforzheim	24.19	645	
26.	ZIEMANN Felix	97	SC Wiesbaden 1911	24.20	645	
27.	JONES Reid	02	Plymouth Leander SC	24.23	642	
28.	GOOSEN Mathys	96	KNZB	24.24	641	
29.	THENU Maxime	02	FFN Ouest	24.25	641	
	ZORZETTO David	00	Tiro a Volo Nuoto	24.25	641	
31.	KONZ Alexander	99	SG Bayer	24.28	638	
32.	MELLEMA Berjen	98	KNZB-OC	24.34	634	
33.	PETROCHUK Ilya	03	Lutsk	24.42	627	
34.	HANSEN Andreas	00	Denmark Senior	24.45	625	
	FOELDHAZI David	95	Iron Swim	24.45	625	
36.	MCGLADE Kevin	93	UCD Swim Team	24.46	624	
37.	HUTZLER Max	02	Dresdner SC 1898 e.V.	24.49	622	
38.	CLARKE Kameron	02	Swim Wales	24.57	616	
39.	NICKELSEN Rasmus	03	Denmark Junior	24.61	613	
40.	VANDERSCHRICK Stephan	00	Fed. Luxembourgeoise de Natation	24.67	608	
41.	SAUBER Bob	01	Fed. Luxembourgeoise de Natation	24.68	608	





Fédération Luxembourgeoise
de Natation et de Sauvetage



21st Luxembourg Euro Meet 2019
Luxembourg, 25th - 27th January 2019

Event 22, Men, 50m Freestyle, Prelim, Open

Rank	YB	Time	Pts
42.	TULLBERG Sebastian	00 Denmark Senior	24.69 607
43.	SUENKEL Rafael	02 Dresdner SC 1898 e.V.	24.71 605
44.	FRANCKX Stan	02 Flanders	24.79 600
45.	KAMMANN Bjoern	01 AMTV-FTV Hamburg	24.86 595
46.	SHOOPINSKY Nicholas	00 SC Wiesbaden 1911	24.90 592
47.	ARVIDSSON Anton	94 Team West	24.94 589
48.	BEELEY Tom	99 Plymouth Leander SC	24.95 588
49.	BICZO Bence	93 Team Hungary	24.96 587
50.	ZLATIC Lazar	94 Iron Swim	24.99 585
51.	ZIBNER Lukas	00 SG Essen	25.03 583 *
52.	DA COSTA Denilson	98 Plymouth Leander SC	25.04 582 *
	KIEFFER Victor	98 EN Tours	25.04 582 *
54.	VAN DEN HEUVEL Quinn	01 KNZB-OC	25.07 580
55.	ANDREINI Luca	99 Polisportiva Comunale Riccione	25.09 578 *
56.	KELLNER Mats	99 1. Paderborner SV	25.10 578 *
57.	SOULARD Nathanael	01 FFN Ouest	25.14 575
58.	HIGGINS John	95 UCD Swim Team	25.16 574 *
	GRUNERT Paul	02 Schwimmverein Mannheim	25.16 574
60.	LINDHOLM Oskar	01 Denmark Junior	25.17 573
61.	GRIFFITHS Alex	03 Swim Wales	25.20 571
62.	AX Joel	91 SC Wiesbaden 1911	25.23 569 *
63.	SOVJANI Davide	01 AS Merano	25.25 567
	BELSKIS Zenons	01 BJSS Ridzene DSN	25.25 567
	JANSEN Anton	00 PSV	25.25 567 *
66.	KATSCHKE Jan	01 SG Wago	25.34 561
67.	TSUI Dylan	02 Plymouth Leander SC	25.35 561
68.	BRUHA Jonas	01 Sport-Union Annen e.V.	25.36 560
69.	ROZENTALS Arnis Peteris	01 BJSS Ridzene DSN	25.39 558
70.	BELLAY Mathieu	97 Vikings de Rouen	25.41 557 *
71.	THOMPSON Joseph	02 Plymouth Leander SC	25.46 553
72.	SCHMIDT Aaron	00 SG Neuss	25.49 552 *
	EICHLER Adrian	03 SC Wiesbaden 1911	25.49 552
	MAIER Nelson	03 TV Gut Heil Billstedt	25.49 552
	SCHMITZ Jules	99 Swimming Club Redange	25.49 552 *
76.	KELLER Viktor	98 SC Wiesbaden 1911	25.54 548 *
77.	RUDQVIST Samuel	99 Team West	25.55 548 *
78.	PAKER Batuhan	02 Plymouth Leander SC	25.59 545
79.	AL TUWAJARI Mustafa	02 Brabo Zwemclub Antwerpen	25.61 544
80.	HERION Martin	01 Liege Mosan	25.62 543
81.	STREEFLAND Keanu	03 KNZB-OC	25.64 542
82.	CANARELLI Baptiste	03 Collectif Nouvelle-Aquitaine	25.65 541
83.	AH WAN Lenel	02 Plymouth Leander SC	25.70 538
84.	STEFFENS Lennart	01 SG Bayer	25.72 537
85.	BOKOV Rodion	03 Swimming Luxembourg	25.73 536
86.	WEIDERT Jo	03 Cercle Nautique Echternach	25.76 534
87.	HUSQUINET Paul	02 Liege Mosan	25.84 529
	THUERING Till	97 SC Wiesbaden 1911	25.84 529 *
89.	OLSSON Elliot	99 Team West	25.87 528 *





Fédération Luxembourgeoise
de Natation et de Sauvetage

LUXEMBOURG

LET'S MAKE IT HAPPEN

21st Luxembourg Euro Meet 2019
Luxembourg, 25th - 27th January 2019

Event 22, Men, 50m Freestyle, Prelim, Open

Rank		YB		Time	Pts
90.	SONNENBERG Philipp	04	SC Neustadt/Weinstr.	25.91	525
91.	AH WAN Hayden	02	Plymouth Leander SC	25.99	520
92.	MBAREK Sammy	02	SC Neustadt/Weinstr.	26.00	520
93.	DALEIDEN CIUFERRI Ralph	03	Fed. Luxembourgeoise de Natation	26.02	518
94.	SNIEDZE Ricards Janis	03	BJSS Ridzene DSN	26.04	517
95.	VAN ROMPAEY Senne	03	Brabo Zwemclub Antwerpen	26.08	515
96.	VELLEN Nicolas	02	SG Neuss	26.11	513
97.	FERREIRA DO COUTO Goncalo	04	Cercle des Nageurs de Sion	26.12	513
	GUERIN Lucas	04	Collectif Nouvelle-Aquitaine	26.12	513
	MICHIELS Olivier	01	Cercle Nautique Echternach	26.12	513
100.	SCHMIDIGER Ian	03	Swim Team Lucerne	26.13	512
101.	JAAS Jeff	04	Fed. Luxembourgeoise de Natation	26.19	508
102.	EPNER Moritz	03	SC Wiesbaden 1911	26.23	506
103.	WASHBURN Finlay	04	Plymouth Leander SC	26.37	498
104.	MARINOV Petar	02	SV Nikar Heidelberg	26.41	496
	REMACLE Hugo	03	District Liege Namur Luxembourg	26.41	496
	NASINI Michele	02	Polisportiva Comunale Riccione	26.41	496
107.	BROCKHAUS Robin	01	1. Paderborner SV	26.46	493
108.	SCHWICK Maximilian	04	Dresdner SC 1898 e.V.	26.47	492
109.	SKALSKI Maximilian	02	TV 1843 Dillenburg	26.49	491
110.	FLOTTMEYER Vincent	03	1. Paderborner SV	26.59	486
111.	SIEMUND Benjamin	03	SG Poseidon Eppelheim	26.63	484
112.	BERNARDI Andrea	03	Polisportiva Comunale Riccione	26.68	481
113.	ELNOAMANY Islam	03	SSF Bonn	26.69	480
114.	IVUSKANS Reinis Ricards	02	BJSS Ridzene DSN	26.70	480 *
115.	CONSTANTINO CAEIRO Diogo	03	Cercle de Natation Dudelange	26.72	479
116.	DOMBROWA Yanick	04	VFL Gladbeck 1921	26.76	477
117.	SUCH Thijs Oscar	03	SC Wiesbaden 1911	26.78	476
118.	ANTONIN Felix	01	Cercle des Nageurs de Sion	26.82	473 *
119.	ASSIM Kourosh	04	SSF Bonn	27.00	464
120.	HAYRAPETYAN Getjo	00	SG Rhein-Mosel	27.03	462 *
121.	CHRISTIN Matthieu Nathan	03	Youth of Moscow	27.04	462
122.	GILLARD Remi	03	Cercle Royal de Natation Arlonais	27.10	459
123.	PERLA Edoardo	01	Polisportiva Comunale Riccione	27.19	454 *
	NORTH Oscar	03	Plymouth Leander SC	27.19	454
125.	LANNERS Nicolas	04	Fed. Luxembourgeoise de Natation	27.21	453
126.	LISOVSKIS Aleksandrs	02	BJSS Ridzene DSN	27.23	452 *
127.	DENTER Arthur	04	Cercle Nautique Echternach	27.34	447
128.	WIRTH David	02	Schwammclub Deifferdang	27.37	445 *
129.	BERTUZZI Valentin	04	Herstalnatation	27.42	443
130.	STIEF Fabio	03	SC Neustadt/Weinstr.	27.48	440
131.	KIRCH Felix	03	Cercle de Natation Dudelange	27.62	433 *
132.	NAEF Marcel	03	Swim Team Lucerne	27.93	419 *
133.	SMIT Luca	03	SC Wiesbaden 1911	28.47	396 *
DSQ	KISZCZAK Jakub	00	WKS Slask		
<i>G2 - Starting before the starting signal (SW 4.4) (Time: 10:38)</i>					
DNS	ALESSANDRI Giacomo	02	Polisportiva Comunale Riccione		
DNS	LAVEN Henrik	03	SC Neustadt/Weinstr.		





Fédération Luxembourgeoise
de Natation et de Sauvetage

LUXEMBOURG

LET'S MAKE IT HAPPEN

21st Luxembourg Euro Meet 2019
Luxembourg, 25th - 27th January 2019

Event 22, Men, 50m Freestyle, Prelim, Open

Rank		YB		Time	Pts
DNS	ENDERS Lennart	01	SC Wiesbaden 1911		
DNS	HOELBLING Alexander	01	ATUS Knittelfeld		
DNS	VENDRAME Ivano	97	Italian Swimming Federation		

Junior

1.	BUKHOV Vladyslav	02	Ukrainian Swimming Federation	23.00	751	A
2.	FABIANI Remi	01	Fed. Luxembourgeoise de Natation	23.73	684	B
3.	MIROSLAW Rafael	01	SG HT16 Hamburg	23.91	668	B
4.	SCHUBERT Georg	01	Dresdner SC 1898 e.V.	23.96	664	B
5.	KOCH Leo	01	SSG Pforzheim	24.19	645	
6.	JONES Reid	02	Plymouth Leander SC	24.23	642	
7.	THENU Maxime	02	FFN Ouest	24.25	641	
8.	HUTZLER Max	02	Dresdner SC 1898 e.V.	24.49	622	
9.	CLARKE Kameron	02	Swim Wales	24.57	616	
10.	SAUBER Bob	01	Fed. Luxembourgeoise de Natation	24.68	608	
11.	SUENKEL Rafael	02	Dresdner SC 1898 e.V.	24.71	605	
12.	FRANCKX Stan	02	Flanders	24.79	600	
13.	KAMMANN Bjoern	01	AMTV-FTV Hamburg	24.86	595	
14.	VAN DEN HEUVEL Quinn	01	KNZB-OC	25.07	580	
15.	SOULARD Nathanael	01	FFN Ouest	25.14	575	
16.	GRUNERT Paul	02	Schwimmverein Mannheim	25.16	574	
17.	LINDHOLM Oskar	01	Denmark Junior	25.17	573	
18.	SOVJANI Davide	01	AS Merano	25.25	567	
	BELSKIS Zenons	01	BJSS Ridzene DSN	25.25	567	
20.	KATSCHKE Jan	01	SG Wago	25.34	561	
21.	TSUI Dylan	02	Plymouth Leander SC	25.35	561	
22.	BRUHA Jonas	01	Sport-Union Annen e.V.	25.36	560	
23.	ROZENTALS Arnis Peteris	01	BJSS Ridzene DSN	25.39	558	
24.	THOMPSON Joseph	02	Plymouth Leander SC	25.46	553	
25.	PAKER Batuhan	02	Plymouth Leander SC	25.59	545	
26.	AL TUWAIJARI Mustafa	02	Brabo Zwemclub Antwerpen	25.61	544	
27.	HERION Martin	01	Liege Mosan	25.62	543	
28.	AH WAN Lenel	02	Plymouth Leander SC	25.70	538	
29.	STEFFENS Lennart	01	SG Bayer	25.72	537	
30.	HUSQUINET Paul	02	Liege Mosan	25.84	529	
31.	AH WAN Hayden	02	Plymouth Leander SC	25.99	520	
32.	MBAREK Sammy	02	SC Neustadt/Weinstr.	26.00	520	
33.	VELLEN Nicolas	02	SG Neuss	26.11	513	
34.	MICHIELS Olivier	01	Cercle Nautique Echternach	26.12	513	
35.	MARINOV Petar	02	SV Nikar Heidelberg	26.41	496	
	NASINI Michele	02	Polisportiva Comunale Riccione	26.41	496	
37.	BROCKHAUS Robin	01	1. Paderborner SV	26.46	493	
38.	SKALSKI Maximilian	02	TV 1843 Dillenburg	26.49	491	
39.	IVUSKANS Reinis Ricards	02	BJSS Ridzene DSN	26.70	480	*
40.	ANTONIN Felix	01	Cercle des Nageurs de Sion	26.82	473	*
41.	PERLA Edoardo	01	Polisportiva Comunale Riccione	27.19	454	*
42.	LISOVSKIS Aleksandrs	02	BJSS Ridzene DSN	27.23	452	*



FLNS
LuxembourgFédération Luxembourgeoise
de Natation et de SauvetageLUXEMBOURG
LET'S MAKE IT HAPPEN21st Luxembourg Euro Meet 2019
Luxembourg, 25th - 27th January 2019

Event 22, Boys, 50m Freestyle, Prelim, Junior

Rank		YB		Time	Pts
43.	WIRTH David	02	Schwammclub Deifferdang	27.37	445 *
DNS	ALESSANDRI Giacomo	02	Polisportiva Comunale Riccione		
DNS	ENDERS Lennart	01	SC Wiesbaden 1911		
DNS	HOELBLING Alexander	01	ATUS Knittelfeld		

Youth

1.	PETROCHUK Ilyya	03	Lutsk	24.42	627
2.	NICKELSEN Rasmus	03	Denmark Junior	24.61	613
3.	GRIFFITHS Alex	03	Swim Wales	25.20	571
4.	EICHLER Adrian	03	SC Wiesbaden 1911	25.49	552
	MAIER Nelson	03	TV Gut Heil Billstedt	25.49	552
6.	STREEFLAND Keanu	03	KNZB-OC	25.64	542
7.	CANARELLI Baptiste	03	Collectif Nouvelle-Aquitaine	25.65	541
8.	BOKOV Rodion	03	Swimming Luxembourg	25.73	536
9.	WEIDERT Jo	03	Cercle Nautique Echternach	25.76	534
10.	SONNENBERG Philipp	04	SC Neustadt/Weinstr.	25.91	525
11.	DALEIDEN CIUFERRI Ralph	03	Fed. Luxembourgeoise de Natation	26.02	518
12.	SNIEDZE Ricards Janis	03	BJSS Ridzene DSN	26.04	517
13.	VAN ROMPAEY Senne	03	Brabo Zwemclub Antwerpen	26.08	515
14.	FERREIRA DO COUTO Goncalo	04	Cercle des Nageurs de Sion	26.12	513
	GUERIN Lucas	04	Collectif Nouvelle-Aquitaine	26.12	513
16.	SCHMIDIGER Ian	03	Swim Team Lucerne	26.13	512
17.	JAAS Jeff	04	Fed. Luxembourgeoise de Natation	26.19	508
18.	EPNER Moritz	03	SC Wiesbaden 1911	26.23	506
19.	WASHBURN Finlay	04	Plymouth Leander SC	26.37	498
20.	REMACLE Hugo	03	District Liege Namur Luxembourg	26.41	496
21.	SCHWICK Maximilian	04	Dresdner SC 1898 e.V.	26.47	492
22.	FLOTTMEYER Vincent	03	1. Paderborner SV	26.59	486
23.	SIEMUND Benjamin	03	SG Poseidon Eppelheim	26.63	484
24.	BERNARDI Andrea	03	Polisportiva Comunale Riccione	26.68	481
25.	ELNOAMANY Islam	03	SSF Bonn	26.69	480
26.	CONSTANTINO CAEIRO Diogo	03	Cercle de Natation Dudelange	26.72	479
27.	DOMBROWA Yanick	04	VFL Gladbeck 1921	26.76	477
28.	SUCH Thijs Oscar	03	SC Wiesbaden 1911	26.78	476
29.	ASSIM Kourosh	04	SSF Bonn	27.00	464
30.	CHRISTIN Matthieu Nathan	03	Youth of Moscow	27.04	462
31.	GILLARD Remi	03	Cercle Royal de Natation Arlonais	27.10	459
32.	NORTH Oscar	03	Plymouth Leander SC	27.19	454
33.	LANNERS Nicolas	04	Fed. Luxembourgeoise de Natation	27.21	453
34.	DENTER Arthur	04	Cercle Nautique Echternach	27.34	447
35.	BERTUZZI Valentin	04	Herstalnatation	27.42	443
36.	STIEF Fabio	03	SC Neustadt/Weinstr.	27.48	440
37.	KIRCH Felix	03	Cercle de Natation Dudelange	27.62	433 *
38.	NAEF Marcel	03	Swim Team Lucerne	27.93	419 *
39.	SMIT Luca	03	SC Wiesbaden 1911	28.47	396 *
DNS	LAVEN Henrik	03	SC Neustadt/Weinstr.		





Fédération Luxembourgeoise
de Natation et de Sauvetage

LUXEMBOURG

LET'S MAKE IT HAPPEN

21st Luxembourg Euro Meet 2019
Luxembourg, 25th - 27th January 2019

Event 23 Women, 1500m Freestyle 2005 and older
26.01.2019 - 12:54 sponsored by: Bureautique Linster Results

Meet Record	16:14.50	TO BE ESTABLISHED			
World Record	15:20.48	LEDECKY Kathleen	USA	Indianapolis (USA)	16.05.2018
European Record	15:38.88	FRIS Lotte	DEN	Barcelona (ESP)	30.07.2013

Open 18 +: 18:44.00 / Junior 16 - 17: 19:28.95 / Youth 14 - 15: 20:02.30

Points: FINA 2018

Rank			YB			Time			Pts
Open									
1.	HOLDEN Polly		99	Nova Centurion SC		16:34.82			805
	100m: 1:03.80	1:03.80	500m: 5:29.10	1:06.41	900m: 9:55.38	1:06.65	1300m: 14:23.37	1:06.65	
	200m: 2:09.89	1:06.09	600m: 6:35.35	1:06.25	1000m: 11:02.37	1:06.99	1400m: 15:30.07	1:06.70	
	300m: 3:16.46	1:06.57	700m: 7:42.13	1:06.78	1100m: 12:09.44	1:07.07	1500m: 16:34.82	1:04.75	
	400m: 4:22.69	1:06.23	800m: 8:48.73	1:06.60	1200m: 13:16.72	1:07.28			
2.	GLENISTER Michaella		02	Swim England East Midlands		16:48.49			772
	100m: 1:03.76	1:03.76	500m: 5:30.48	1:06.80	900m: 10:00.84	1:07.87	1300m: 14:33.52	1:08.36	
	200m: 2:10.23	1:06.47	600m: 6:37.93	1:07.45	1000m: 11:09.20	1:08.36	1400m: 15:41.26	1:07.74	
	300m: 3:16.86	1:06.63	700m: 7:45.39	1:07.46	1100m: 12:16.92	1:07.72	1500m: 16:48.49	1:07.23	
	400m: 4:23.68	1:06.82	800m: 8:52.97	1:07.58	1200m: 13:25.16	1:08.24			
3.	ERHART Samira Svea		99	SC Wiesbaden 1911		17:27.85			688
	100m: 1:03.84	1:03.84	500m: 5:43.12	1:10.16	900m: 10:26.80	1:10.35	1300m: 15:09.14	1:10.94	
	200m: 2:12.52	1:08.68	600m: 6:53.98	1:10.86	1000m: 11:37.71	1:10.91	1400m: 16:19.56	1:10.42	
	300m: 3:22.64	1:10.12	700m: 8:05.11	1:11.13	1100m: 12:47.78	1:10.07	1500m: 17:27.85	1:08.29	
	400m: 4:32.96	1:10.32	800m: 9:16.45	1:11.34	1200m: 13:58.20	1:10.42			
4.	CABON Lean		02	FFN Ouest		17:40.83			663
	100m: 1:07.29	1:07.29	500m: 5:50.15	1:10.54	900m: 10:31.92	1:10.53	1300m: 15:18.70	1:12.04	
	200m: 2:17.63	1:10.34	600m: 7:00.37	1:10.22	1000m: 11:42.89	1:10.97	1400m: 16:30.57	1:11.87	
	300m: 3:28.71	1:11.08	700m: 8:10.62	1:10.25	1100m: 12:54.63	1:11.74	1500m: 17:40.83	1:10.26	
	400m: 4:39.61	1:10.90	800m: 9:21.39	1:10.77	1200m: 14:06.66	1:12.03			
5.	HANQUET Marion		01	Team West		17:44.09			657
	100m: 1:05.70	1:05.70	500m: 5:48.22	1:10.53	900m: 10:33.18	1:12.11	1300m: 15:22.05	1:12.71	
	200m: 2:16.07	1:10.37	600m: 6:58.90	1:10.68	1000m: 11:44.87	1:11.69	1400m: 16:33.88	1:11.83	
	300m: 3:26.63	1:10.56	700m: 8:09.49	1:10.59	1100m: 12:56.76	1:11.89	1500m: 17:44.09	1:10.21	
	400m: 4:37.69	1:11.06	800m: 9:21.07	1:11.58	1200m: 14:09.34	1:12.58			
6.	JOMINET Lou		05	Fed. Luxembourgeoise de Natation		17:45.92			654
	100m: 1:07.17	1:07.17	500m: 5:55.12	1:12.24	900m: 10:41.08	1:11.58	1300m: 15:26.82	1:11.63	
	200m: 2:19.10	1:11.93	600m: 7:06.95	1:11.83	1000m: 11:52.61	1:11.53	1400m: 16:38.22	1:11.40	
	300m: 3:31.09	1:11.99	700m: 8:18.09	1:11.14	1100m: 13:03.83	1:11.22	1500m: 17:45.92	1:07.70	
	400m: 4:42.88	1:11.79	800m: 9:29.50	1:11.41	1200m: 14:15.19	1:11.36			
7.	OLSSON Ellen		95	SSG Saar Max Ritter		17:51.52			644
	100m: 1:08.65	1:08.65	500m: 5:54.72	1:11.46	900m: 10:39.74	1:11.02	1300m: 15:28.09	1:12.32	
	200m: 2:20.31	1:11.66	600m: 7:05.92	1:11.20	1000m: 11:51.63	1:11.89	1400m: 16:40.40	1:12.31	
	300m: 3:31.73	1:11.42	700m: 8:17.24	1:11.32	1100m: 13:03.53	1:11.90	1500m: 17:51.52	1:11.12	
	400m: 4:43.26	1:11.53	800m: 9:28.72	1:11.48	1200m: 14:15.77	1:12.24			
8.	HOFFMANN Theresa		01	SG Wago		17:59.08			630
	100m: 1:05.65	1:05.65	500m: 5:54.01	1:12.53	900m: 10:42.88	1:12.12	1300m: 15:34.94	1:13.71	
	200m: 2:17.37	1:11.72	600m: 7:06.41	1:12.40	1000m: 11:55.74	1:12.86	1400m: 16:48.46	1:13.52	
	300m: 3:28.90	1:11.53	700m: 8:17.94	1:11.53	1100m: 13:08.50	1:12.76	1500m: 17:59.08	1:10.62	
	400m: 4:41.48	1:12.58	800m: 9:30.76	1:12.82	1200m: 14:21.23	1:12.73			





Fédération Luxembourgeoise
de Natation et de Sauvetage



21st Luxembourg Euro Meet 2019
Luxembourg, 25th - 27th January 2019

Event 23, Women, 1500m Freestyle, Open

Rank			YB					Time	Pts
9.	DE ANGELIS Alessia		03	Dimensione Nuoto				18:04.15	622
	100m: 1:06.09	1:06.09	500m: 5:53.84	1:11.82	900m: 10:44.31	1:13.23	1300m: 15:38.17	1:13.75	
	200m: 2:17.91	1:11.82	600m: 7:05.63	1:11.79	1000m: 11:57.55	1:13.24	1400m: 16:52.35	1:14.18	
	300m: 3:29.37	1:11.46	700m: 8:18.26	1:12.63	1100m: 13:10.69	1:13.14	1500m: 18:04.15	1:11.80	
	400m: 4:42.02	1:12.65	800m: 9:31.08	1:12.82	1200m: 14:24.42	1:13.73			
10.	TASZHANOVA Diana		04	Dostyk Aktobe				18:12.34	608
	100m: 1:06.89	1:06.89	500m: 5:59.59	1:13.09	900m: 10:55.91	1:14.29	1300m: 15:48.91	1:14.68	
	200m: 2:19.46	1:12.57	600m: 7:13.16	1:13.57	1000m: 12:09.17	1:13.26	1400m: 17:02.96	1:14.05	
	300m: 3:33.05	1:13.59	700m: 8:27.94	1:14.78	1100m: 13:20.68	1:11.51	1500m: 18:12.34	1:09.38	
	400m: 4:46.50	1:13.45	800m: 9:41.62	1:13.68	1200m: 14:34.23	1:13.55			
11.	KUZNETCOVA Kseniia		03	Youth of Moscow				18:22.34	591
	100m: 1:08.18	1:08.18	500m: 5:58.58	1:12.15	900m: 10:53.35	1:14.60	1300m: 15:53.85	1:15.31	
	200m: 2:21.30	1:13.12	600m: 7:11.42	1:12.84	1000m: 12:08.27	1:14.92	1400m: 17:10.23	1:16.38	
	300m: 3:33.96	1:12.66	700m: 8:24.84	1:13.42	1100m: 13:22.76	1:14.49	1500m: 18:22.34	1:12.11	
	400m: 4:46.43	1:12.47	800m: 9:38.75	1:13.91	1200m: 14:38.54	1:15.78			
12.	PELLEAU Ines		04	FFN Ouest				18:37.50	568
	100m: 1:06.55	1:06.55	500m: 5:58.63	1:14.24	900m: 11:01.17	1:15.72	1300m: 16:06.81	1:17.16	
	200m: 2:17.75	1:11.20	600m: 7:13.50	1:14.87	1000m: 12:17.38	1:16.21	1400m: 17:23.71	1:16.90	
	300m: 3:30.71	1:12.96	700m: 8:29.26	1:15.76	1100m: 13:33.36	1:15.98	1500m: 18:37.50	1:13.79	
	400m: 4:44.39	1:13.68	800m: 9:45.45	1:16.19	1200m: 14:49.65	1:16.29			
13.	MEKHTOUB Jade		04	CD54 Natation				19:00.91	533
	100m: 1:09.37	1:09.37	500m: 6:13.79	1:15.72	900m: 11:19.64	1:17.21	1300m: 16:29.61	1:18.02	
	200m: 2:24.46	1:15.09	600m: 7:29.76	1:15.97	1000m: 12:35.96	1:16.32	1400m: 17:46.29	1:16.68	
	300m: 3:41.00	1:16.54	700m: 8:46.29	1:16.53	1100m: 13:53.47	1:17.51	1500m: 19:00.91	1:14.62	
	400m: 4:58.07	1:17.07	800m: 10:02.43	1:16.14	1200m: 15:11.59	1:18.12			
14.	HARTMANN Luisa		04	SC Neustadt/Weinstr.				19:10.08	521
	100m: 1:10.44	1:10.44	500m: 6:15.72	1:17.31	900m: 11:25.10	1:17.36	1300m: 16:36.74	1:17.82	
	200m: 2:26.39	1:15.95	600m: 7:33.26	1:17.54	1000m: 12:42.97	1:17.87	1400m: 17:55.05	1:18.31	
	300m: 3:42.38	1:15.99	700m: 8:50.38	1:17.12	1100m: 14:01.21	1:18.24	1500m: 19:10.08	1:15.03	
	400m: 4:58.41	1:16.03	800m: 10:07.74	1:17.36	1200m: 15:18.92	1:17.71			
15.	FORSON Zaira		05	Ghana Swimming				19:46.05	475
	100m: 1:11.73	1:11.73	500m: 6:30.48	1:19.77	900m: 11:49.60	1:19.61	1300m: 17:10.00	1:20.30	
	200m: 2:31.32	1:19.59	600m: 7:50.48	1:20.00	1000m: 13:09.25	1:19.65	1400m: 18:29.73	1:19.73	
	300m: 3:50.82	1:19.50	700m: 9:10.03	1:19.55	1100m: 14:29.50	1:20.25	1500m: 19:46.05	1:16.32	
	400m: 5:10.71	1:19.89	800m: 10:29.99	1:19.96	1200m: 15:49.70	1:20.20			

WDR VAN DER MAST Marij 00 PSV

Junior

1.	GLENISTER Michaela		02	Swim England East Midlands				16:48.49	772
	100m: 1:03.76	1:03.76	500m: 5:30.48	1:06.80	900m: 10:00.84	1:07.87	1300m: 14:33.52	1:08.36	
	200m: 2:10.23	1:06.47	600m: 6:37.93	1:07.45	1000m: 11:09.20	1:08.36	1400m: 15:41.26	1:07.74	
	300m: 3:16.86	1:06.63	700m: 7:45.39	1:07.46	1100m: 12:16.92	1:07.72	1500m: 16:48.49	1:07.23	
	400m: 4:23.68	1:06.82	800m: 8:52.97	1:07.58	1200m: 13:25.16	1:08.24			
2.	CABON Lean		02	FFN Ouest				17:40.83	663
	100m: 1:07.29	1:07.29	500m: 5:50.15	1:10.54	900m: 10:31.92	1:10.53	1300m: 15:18.70	1:12.04	
	200m: 2:17.63	1:10.34	600m: 7:00.37	1:10.22	1000m: 11:42.89	1:10.97	1400m: 16:30.57	1:11.87	
	300m: 3:28.71	1:11.08	700m: 8:10.62	1:10.25	1100m: 12:54.63	1:11.74	1500m: 17:40.83	1:10.26	
	400m: 4:39.61	1:10.90	800m: 9:21.39	1:10.77	1200m: 14:06.66	1:12.03			





Fédération Luxembourgeoise
de Natation et de Sauvetage

LUXEMBOURG

LET'S MAKE IT HAPPEN

21st Luxembourg Euro Meet 2019
Luxembourg, 25th - 27th January 2019

Event 23, Women, 1500m Freestyle, Junior

Rank			YB					Time	Pts
3.	DE ANGELIS Alessia		03	Dimensione Nuoto				18:04.15	622
	100m: 1:06.09	1:06.09	500m: 5:53.84	1:11.82	900m: 10:44.31	1:13.23	1300m: 15:38.17	1:13.75	
	200m: 2:17.91	1:11.82	600m: 7:05.63	1:11.79	1000m: 11:57.55	1:13.24	1400m: 16:52.35	1:14.18	
	300m: 3:29.37	1:11.46	700m: 8:18.26	1:12.63	1100m: 13:10.69	1:13.14	1500m: 18:04.15	1:11.80	
	400m: 4:42.02	1:12.65	800m: 9:31.08	1:12.82	1200m: 14:24.42	1:13.73			
4.	KUZNETCOVA Kseniia		03	Youth of Moscow				18:22.34	591
	100m: 1:08.18	1:08.18	500m: 5:58.58	1:12.15	900m: 10:53.35	1:14.60	1300m: 15:53.85	1:15.31	
	200m: 2:21.30	1:13.12	600m: 7:11.42	1:12.84	1000m: 12:08.27	1:14.92	1400m: 17:10.23	1:16.38	
	300m: 3:33.96	1:12.66	700m: 8:24.84	1:13.42	1100m: 13:22.76	1:14.49	1500m: 18:22.34	1:12.11	
	400m: 4:46.43	1:12.47	800m: 9:38.75	1:13.91	1200m: 14:38.54	1:15.78			

Youth

1.	JOMINET Lou		05	Fed. Luxembourgeoise de Natation				17:45.92	654
	100m: 1:07.17	1:07.17	500m: 5:55.12	1:12.24	900m: 10:41.08	1:11.58	1300m: 15:26.82	1:11.63	
	200m: 2:19.10	1:11.93	600m: 7:06.95	1:11.83	1000m: 11:52.61	1:11.53	1400m: 16:38.22	1:11.40	
	300m: 3:31.09	1:11.99	700m: 8:18.09	1:11.14	1100m: 13:03.83	1:11.22	1500m: 17:45.92	1:07.70	
	400m: 4:42.88	1:11.79	800m: 9:29.50	1:11.41	1200m: 14:15.19	1:11.36			
2.	TASZHANOVA Diana		04	Dostyk Aktobe				18:12.34	608
	100m: 1:06.89	1:06.89	500m: 5:59.59	1:13.09	900m: 10:55.91	1:14.29	1300m: 15:48.91	1:14.68	
	200m: 2:19.46	1:12.57	600m: 7:13.16	1:13.57	1000m: 12:09.17	1:13.26	1400m: 17:02.96	1:14.05	
	300m: 3:33.05	1:13.59	700m: 8:27.94	1:14.78	1100m: 13:20.68	1:11.51	1500m: 18:12.34	1:09.38	
	400m: 4:46.50	1:13.45	800m: 9:41.62	1:13.68	1200m: 14:34.23	1:13.55			
3.	PELLEAU Ines		04	FFN Ouest				18:37.50	568
	100m: 1:06.55	1:06.55	500m: 5:58.63	1:14.24	900m: 11:01.17	1:15.72	1300m: 16:06.81	1:17.16	
	200m: 2:17.75	1:11.20	600m: 7:13.50	1:14.87	1000m: 12:17.38	1:16.21	1400m: 17:23.71	1:16.90	
	300m: 3:30.71	1:12.96	700m: 8:29.26	1:15.76	1100m: 13:33.36	1:15.98	1500m: 18:37.50	1:13.79	
	400m: 4:44.39	1:13.68	800m: 9:45.45	1:16.19	1200m: 14:49.65	1:16.29			
4.	MEKHTOUB Jade		04	CD54 Natation				19:00.91	533
	100m: 1:09.37	1:09.37	500m: 6:13.79	1:15.72	900m: 11:19.64	1:17.21	1300m: 16:29.61	1:18.02	
	200m: 2:24.46	1:15.09	600m: 7:29.76	1:15.97	1000m: 12:35.96	1:16.32	1400m: 17:46.29	1:16.68	
	300m: 3:41.00	1:16.54	700m: 8:46.29	1:16.53	1100m: 13:53.47	1:17.51	1500m: 19:00.91	1:14.62	
	400m: 4:58.07	1:17.07	800m: 10:02.43	1:16.14	1200m: 15:11.59	1:18.12			
5.	HARTMANN Luisa		04	SC Neustadt/Weinstr.				19:10.08	521
	100m: 1:10.44	1:10.44	500m: 6:15.72	1:17.31	900m: 11:25.10	1:17.36	1300m: 16:36.74	1:17.82	
	200m: 2:26.39	1:15.95	600m: 7:33.26	1:17.54	1000m: 12:42.97	1:17.87	1400m: 17:55.05	1:18.31	
	300m: 3:42.38	1:15.99	700m: 8:50.38	1:17.12	1100m: 14:01.21	1:18.24	1500m: 19:10.08	1:15.03	
	400m: 4:58.41	1:16.03	800m: 10:07.74	1:17.36	1200m: 15:18.92	1:17.71			
6.	FORSON Zaira		05	Ghana Swimming				19:46.05	475
	100m: 1:11.73	1:11.73	500m: 6:30.48	1:19.77	900m: 11:49.60	1:19.61	1300m: 17:10.00	1:20.30	
	200m: 2:31.32	1:19.59	600m: 7:50.48	1:20.00	1000m: 13:09.25	1:19.65	1400m: 18:29.73	1:19.73	
	300m: 3:50.82	1:19.50	700m: 9:10.03	1:19.55	1100m: 14:29.50	1:20.25	1500m: 19:46.05	1:16.32	
	400m: 5:10.71	1:19.89	800m: 10:29.99	1:19.96	1200m: 15:49.70	1:20.20			





Fédération Luxembourgeoise
de Natation et de Sauvetage



21st Luxembourg Euro Meet 2019
Luxembourg, 25th - 27th January 2019

Event 24 Men, 800m Freestyle 2004 and older
26.01.2019 - 13:14 sponsored by: Malmsten Results

Meet Record	7:44.66	TO BE ESTABLISHED						
World Record	7:32.12	ZHANG Lin	CHN	Rome (ITA)			29.07.2009	
European Record	7:40.77	DETTI Gabriele	ITA	Budapest (HUN)			26.07.2017	

Open 19 +: 8:57.39 / Junior 17 - 18: 9:18.90 / Youth 15 - 16: 9:34.70

Points: FINA 2018

Rank			YB					Time	Pts
Open									
1.	FROLOV Sergiy		92	Energy Standard				8:01.07	830
	100m:	59.08 59.08	300m:	3:02.11 1:01.27	500m:	5:03.66 1:00.48	700m:	7:03.09 59.72	
	200m:	2:00.84 1:01.76	400m:	4:03.18 1:01.07	600m:	6:03.37 59.71	800m:	8:01.07 57.98	
2.	MAKSUMOV Ernest		97	Moscow Club				8:02.81	821
	100m:	59.13 59.13	300m:	3:02.28 1:01.37	500m:	5:04.07 1:00.64	700m:	7:04.44 1:00.23	
	200m:	2:00.91 1:01.78	400m:	4:03.43 1:01.15	600m:	6:04.21 1:00.14	800m:	8:02.81 58.37	
3.	VERRASZTO David		88	Team Hungary				8:14.54	764
	100m:	58.76 58.76	300m:	3:03.13 1:02.15	500m:	5:07.26 1:02.32	700m:	7:13.68 1:03.28	
	200m:	2:00.98 1:02.22	400m:	4:04.94 1:01.81	600m:	6:10.40 1:03.14	800m:	8:14.54 1:00.86	
4.	GIOVANNONI Ivan		02	Tiro a Volo Nuoto				8:14.79	762
	100m:	59.65 59.65	300m:	3:06.18 1:03.24	500m:	5:10.69 1:02.03	700m:	7:15.46 1:01.98	
	200m:	2:02.94 1:03.29	400m:	4:08.66 1:02.48	600m:	6:13.48 1:02.79	800m:	8:14.79 59.33	
5.	SCHMIDT Danny		01	Hessischer Schwimm-Verband				8:16.37	755
	100m:	1:00.09 1:00.09	300m:	3:05.14 1:02.51	500m:	5:09.66 1:02.42	700m:	7:15.32 1:02.89	
	200m:	2:02.63 1:02.54	400m:	4:07.24 1:02.10	600m:	6:12.43 1:02.77	800m:	8:16.37 1:01.05	
6.	MATTENET Emilien		00	Charleville Mezieres				8:17.94	748
	100m:	59.42 59.42	300m:	3:03.84 1:02.53	500m:	5:09.86 1:03.07	700m:	7:17.07 1:03.57	
	200m:	2:01.31 1:01.89	400m:	4:06.79 1:02.95	600m:	6:13.50 1:03.64	800m:	8:17.94 1:00.87	
7.	ANDERSEN Christoffer H.		02	Denmark Junior				8:23.08	725
	100m:	59.45 59.45	300m:	3:07.05 1:03.96	500m:	5:13.52 1:02.48	700m:	7:20.81 1:03.84	
	200m:	2:03.09 1:03.64	400m:	4:11.04 1:03.99	600m:	6:16.97 1:03.45	800m:	8:23.08 1:02.27	
8.	KANTZENBACH Jon		02	Hessischer Schwimm-Verband				8:27.16	708
	100m:	1:00.77 1:00.77	300m:	3:09.14 1:04.20	500m:	5:17.08 1:03.87	700m:	7:25.23 1:04.21	
	200m:	2:04.94 1:04.17	400m:	4:13.21 1:04.07	600m:	6:21.02 1:03.94	800m:	8:27.16 1:01.93	
9.	WILLIAMS Joshua		02	Swim Wales				8:28.50	702
	100m:	59.21 59.21	300m:	3:07.23 1:04.25	500m:	5:15.51 1:03.81	700m:	7:25.64 1:05.23	
	200m:	2:02.98 1:03.77	400m:	4:11.70 1:04.47	600m:	6:20.41 1:04.90	800m:	8:28.50 1:02.86	
10.	BETH Silas		03	SG Bad Schwartau				8:28.59	702
	100m:	1:00.17 1:00.17	300m:	3:08.44 1:04.24	500m:	5:17.42 1:04.62	700m:	7:26.57 1:04.63	
	200m:	2:04.20 1:04.03	400m:	4:12.80 1:04.36	600m:	6:21.94 1:04.52	800m:	8:28.59 1:02.02	
11.	SCHMIDT Aaron		00	SG Neuss				8:28.85	701
	100m:	59.20 59.20	300m:	3:04.92 1:03.37	500m:	5:14.96 1:05.33	700m:	7:26.29 1:05.37	
	200m:	2:01.55 1:02.35	400m:	4:09.63 1:04.71	600m:	6:20.92 1:05.96	800m:	8:28.85 1:02.56	
12.	KRASNIQI Arti		99	Swim-Team Elmshorn				8:31.08	692
	100m:	57.52 57.52	300m:	3:04.83 1:03.84	500m:	5:14.90 1:05.82	700m:	7:27.46 1:06.60	
	200m:	2:00.99 1:03.47	400m:	4:09.08 1:04.25	600m:	6:20.86 1:05.96	800m:	8:31.08 1:03.62	
13.	HERRMANN Tom		00	SG Neuss				8:33.65	681
	100m:	59.88 59.88	300m:	3:09.10 1:04.80	500m:	5:19.08 1:04.72	700m:	7:29.57 1:05.46	
	200m:	2:04.30 1:04.42	400m:	4:14.36 1:05.26	600m:	6:24.11 1:05.03	800m:	8:33.65 1:04.08	





Fédération Luxembourgeoise
de Natation et de Sauvetage

LUXEMBOURG

LET'S MAKE IT HAPPEN

21st Luxembourg Euro Meet 2019
Luxembourg, 25th - 27th January 2019

Event 24, Men, 800m Freestyle, Open

Rank			YB			Time			Pts			
14.	STUPIN Maxim		00	Moscow Club		8:34.77			677			
	100m:	1:00.63	1:00.63	300m:	3:09.55	1:04.61	500m:	5:19.83	1:05.26	700m:	7:31.09	1:05.59
	200m:	2:04.94	1:04.31	400m:	4:14.57	1:05.02	600m:	6:25.50	1:05.67	800m:	8:34.77	1:03.68
15.	JANSEN Thomas		01	KNZB-OC		8:34.99			676			
	100m:	1:00.16	1:00.16	300m:	3:09.06	1:04.62	500m:	5:19.60	1:05.17	700m:	7:30.69	1:05.50
	200m:	2:04.44	1:04.28	400m:	4:14.43	1:05.37	600m:	6:25.19	1:05.59	800m:	8:34.99	1:04.30
16.	DUDAS Daniel		94	Iron Swim		8:40.44			655			
	100m:	1:00.58	1:00.58	300m:	3:10.76	1:05.84	500m:	5:23.83	1:06.45	700m:	7:36.12	1:05.84
	200m:	2:04.92	1:04.34	400m:	4:17.38	1:06.62	600m:	6:30.28	1:06.45	800m:	8:40.44	1:04.32
17.	BEAMER Thomas		02	Swim England East Midlands		8:42.60			647			
	100m:	1:01.15	1:01.15	300m:	3:11.88	1:05.72	500m:	5:23.60	1:05.80	700m:	7:37.09	1:06.87
	200m:	2:06.16	1:05.01	400m:	4:17.80	1:05.92	600m:	6:30.22	1:06.62	800m:	8:42.60	1:05.51
18.	KOCH Jonas		00	SG Neuss		8:42.84			646			
	100m:	1:00.15	1:00.15	300m:	3:11.19	1:05.84	500m:	5:24.39	1:06.67	700m:	7:37.81	1:06.43
	200m:	2:05.35	1:05.20	400m:	4:17.72	1:06.53	600m:	6:31.38	1:06.99	800m:	8:42.84	1:05.03
19.	MAROTTA Daniel		01	Swim Wales		8:43.13			645			
	100m:	1:00.45	1:00.45	300m:	3:09.20	1:04.64	500m:	5:22.48	1:07.15	700m:	7:38.12	1:07.80
	200m:	2:04.56	1:04.11	400m:	4:15.33	1:06.13	600m:	6:30.32	1:07.84	800m:	8:43.13	1:05.01
20.	RUBASHNYI Alexander		01	Youth of Moscow		8:48.91			624			
	100m:	1:02.82	1:02.82	300m:	3:15.61	1:06.84	500m:	5:30.24	1:07.26	700m:	7:44.50	1:06.84
	200m:	2:08.77	1:05.95	400m:	4:22.98	1:07.37	600m:	6:37.66	1:07.42	800m:	8:48.91	1:04.41
21.	WERNER Nick		01	SSG Saar Max Ritter		8:49.33			623			
	100m:	1:03.32	1:03.32	300m:	3:16.39	1:06.84	500m:	5:30.25	1:06.98	700m:	7:44.48	1:07.22
	200m:	2:09.55	1:06.23	400m:	4:23.27	1:06.88	600m:	6:37.26	1:07.01	800m:	8:49.33	1:04.85
22.	OLSSON Melker		00	Team West		8:53.03			610			
	100m:	1:00.83	1:00.83	300m:	3:12.50	1:06.32	500m:	5:27.86	1:07.88	700m:	7:45.17	1:08.54
	200m:	2:06.18	1:05.35	400m:	4:19.98	1:07.48	600m:	6:36.63	1:08.77	800m:	8:53.03	1:07.86
23.	HEIDENREICH Tim		01	Dresdner Delphine e.V.		8:53.87			607			
	100m:	1:02.71	1:02.71	300m:	3:16.91	1:07.56	500m:	5:32.95	1:08.03	700m:	7:49.30	1:08.12
	200m:	2:09.35	1:06.64	400m:	4:24.92	1:08.01	600m:	6:41.18	1:08.23	800m:	8:53.87	1:04.57
24.	HENRIONNET Tom		04	CD54 Natation		8:54.25			606			
	100m:	1:03.57	1:03.57	300m:	3:18.67	1:07.38	500m:	5:32.95	1:06.76	700m:	7:48.31	1:07.81
	200m:	2:11.29	1:07.72	400m:	4:26.19	1:07.52	600m:	6:40.50	1:07.55	800m:	8:54.25	1:05.94
25.	GDANIEC Hubert		04	Plymouth Leander SC		8:58.70			591			
	100m:	1:03.79	1:03.79	300m:	3:20.77	1:08.49	500m:	5:37.42	1:08.22	700m:	7:54.20	1:08.30
	200m:	2:12.28	1:08.49	400m:	4:29.20	1:08.43	600m:	6:45.90	1:08.48	800m:	8:58.70	1:04.50
26.	MASCARENHAS Henrique		01	Plymouth Leander SC		9:00.65			584			
	100m:	1:03.65	1:03.65	300m:	3:20.94	1:08.66	500m:	5:37.67	1:08.28	700m:	7:55.08	1:08.46
	200m:	2:12.28	1:08.63	400m:	4:29.39	1:08.45	600m:	6:46.62	1:08.95	800m:	9:00.65	1:05.57
27.	BECKERS Felix		01	Fed. Luxembourgeoise de Natation		9:04.70			571			
	100m:	1:03.00	1:03.00	300m:	3:19.77	1:08.72	500m:	5:38.69	1:09.49	700m:	7:57.88	1:09.43
	200m:	2:11.05	1:08.05	400m:	4:29.20	1:09.43	600m:	6:48.45	1:09.76	800m:	9:04.70	1:06.82
28.	PAZDUR Dorian		03	CD54 Natation		9:06.34			566			
	100m:	1:02.38	1:02.38	300m:	3:20.38	1:09.54	500m:	5:40.61	1:10.23	700m:	7:59.75	1:09.55
	200m:	2:10.84	1:08.46	400m:	4:30.38	1:10.00	600m:	6:50.20	1:09.59	800m:	9:06.34	1:06.59





Fédération Luxembourgeoise
de Natation et de Sauvetage

LUXEMBOURG

LET'S MAKE IT HAPPEN

21st Luxembourg Euro Meet 2019
Luxembourg, 25th - 27th January 2019

Event 24, Men, 800m Freestyle, Open

Rank		YB						Time	Pts
29.	PIERRON Gauthier	04	CD54 Natation					9:06.89	565
	100m: 1:03.26	1:03.26	300m: 3:21.10	1:09.62	500m: 5:40.21	1:09.23	700m: 7:59.65	1:09.68	
	200m: 2:11.48	1:08.22	400m: 4:30.98	1:09.88	600m: 6:49.97	1:09.76	800m: 9:06.89	1:07.24	
30.	GANSS Julius	02	SV Nikar Heidelberg					9:07.63	562
	100m: 1:03.88	1:03.88	300m: 3:22.14	1:09.67	500m: 5:41.97	1:10.04	700m: 8:00.94	1:09.29	
	200m: 2:12.47	1:08.59	400m: 4:31.93	1:09.79	600m: 6:51.65	1:09.68	800m: 9:07.63	1:06.69	
31.	VAN AGGELEN Tobias	04	SG Neuss					9:09.55	556
	100m: 1:02.79	1:02.79	300m: 3:20.90	1:09.63	500m: 5:42.13	1:10.87	700m: 8:02.11	1:09.69	
	200m: 2:11.27	1:08.48	400m: 4:31.26	1:10.36	600m: 6:52.42	1:10.29	800m: 9:09.55	1:07.44	
32.	VAN AGGELEN Daniel	01	SG Neuss					9:11.80	550
	100m: 1:01.28	1:01.28	300m: 3:18.08	1:09.05	500m: 5:38.38	1:10.41	700m: 8:01.43	1:11.66	
	200m: 2:09.03	1:07.75	400m: 4:27.97	1:09.89	600m: 6:49.77	1:11.39	800m: 9:11.80	1:10.37	
33.	CAPEL Theo	04	ASPTT Limoges					9:13.71	544
	100m: 1:04.34	1:04.34	300m: 3:24.68	1:10.64	500m: 5:45.44	1:09.65	700m: 8:06.07	1:09.68	
	200m: 2:14.04	1:09.70	400m: 4:35.79	1:11.11	600m: 6:56.39	1:10.95	800m: 9:13.71	1:07.64	
34.	PLASCHKE Lennart	01	SC Wiesbaden 1911					9:18.16	531
	100m: 1:05.31	1:05.31	300m: 3:24.36	1:10.19	500m: 5:45.88	1:10.63	700m: 8:08.16	1:11.56	
	200m: 2:14.17	1:08.86	400m: 4:35.25	1:10.89	600m: 6:56.60	1:10.72	800m: 9:18.16	1:10.00	
35.	KAMINSKI Karl	03	SSF Bonn					9:20.50	524
	100m: 1:03.82	1:03.82	300m: 3:24.08	1:10.78	500m: 5:47.21	1:11.09	700m: 8:10.19	1:11.29	
	200m: 2:13.30	1:09.48	400m: 4:36.12	1:12.04	600m: 6:58.90	1:11.69	800m: 9:20.50	1:10.31	
36.	ADILGEREYEV Adil	02	Dostyk Aktobe					9:22.09	520 *
	100m: 1:03.45	1:03.45	300m: 3:24.85	1:11.17	500m: 5:49.71	1:12.37	700m: 8:13.49	1:11.59	
	200m: 2:13.68	1:10.23	400m: 4:37.34	1:12.49	600m: 7:01.90	1:12.19	800m: 9:22.09	1:08.60	
DNS	ALESSANDRI Iacopo	02	Dimensione Nuoto						
DNS	ZLATIC Lazar	94	Iron Swim						
WDR	EL-KAMASH Marwan	93	Energy Standard						

Junior

1.	GIOVANNONI Ivan	02	Tiro a Volo Nuoto					8:14.79	762
	100m: 59.65	59.65	300m: 3:06.18	1:03.24	500m: 5:10.69	1:02.03	700m: 7:15.46	1:01.98	
	200m: 2:02.94	1:03.29	400m: 4:08.66	1:02.48	600m: 6:13.48	1:02.79	800m: 8:14.79	59.33	
2.	SCHMIDT Danny	01	Hessischer Schwimm-Verband					8:16.37	755
	100m: 1:00.09	1:00.09	300m: 3:05.14	1:02.51	500m: 5:09.66	1:02.42	700m: 7:15.32	1:02.89	
	200m: 2:02.63	1:02.54	400m: 4:07.24	1:02.10	600m: 6:12.43	1:02.77	800m: 8:16.37	1:01.05	
3.	ANDERSEN Christoffer H.	02	Denmark Junior					8:23.08	725
	100m: 59.45	59.45	300m: 3:07.05	1:03.96	500m: 5:13.52	1:02.48	700m: 7:20.81	1:03.84	
	200m: 2:03.09	1:03.64	400m: 4:11.04	1:03.99	600m: 6:16.97	1:03.45	800m: 8:23.08	1:02.27	
4.	KANTZENBACH Jon	02	Hessischer Schwimm-Verband					8:27.16	708
	100m: 1:00.77	1:00.77	300m: 3:09.14	1:04.20	500m: 5:17.08	1:03.87	700m: 7:25.23	1:04.21	
	200m: 2:04.94	1:04.17	400m: 4:13.21	1:04.07	600m: 6:21.02	1:03.94	800m: 8:27.16	1:01.93	
5.	WILLIAMS Joshua	02	Swim Wales					8:28.50	702
	100m: 59.21	59.21	300m: 3:07.23	1:04.25	500m: 5:15.51	1:03.81	700m: 7:25.64	1:05.23	
	200m: 2:02.98	1:03.77	400m: 4:11.70	1:04.47	600m: 6:20.41	1:04.90	800m: 8:28.50	1:02.86	
6.	JANSEN Thomas	01	KNZB-OC					8:34.99	676
	100m: 1:00.16	1:00.16	300m: 3:09.06	1:04.62	500m: 5:19.60	1:05.17	700m: 7:30.69	1:05.50	
	200m: 2:04.44	1:04.28	400m: 4:14.43	1:05.37	600m: 6:25.19	1:05.59	800m: 8:34.99	1:04.30	





Fédération Luxembourgeoise
de Natation et de Sauvetage

LUXEMBOURG

LET'S MAKE IT HAPPEN


21st Luxembourg Euro Meet 2019
Luxembourg, 25th - 27th January 2019

Event 24, Boys, 800m Freestyle, Junior

Rank			YB			Time			Pts			
7.	BEAMER Thomas		02	Swim England East Midlands		8:42.60			647			
	100m:	1:01.15	1:01.15	300m:	3:11.88	1:05.72	500m:	5:23.60	1:05.80	700m:	7:37.09	1:06.87
	200m:	2:06.16	1:05.01	400m:	4:17.80	1:05.92	600m:	6:30.22	1:06.62	800m:	8:42.60	1:05.51
8.	MAROTTA Daniel		01	Swim Wales		8:43.13			645			
	100m:	1:00.45	1:00.45	300m:	3:09.20	1:04.64	500m:	5:22.48	1:07.15	700m:	7:38.12	1:07.80
	200m:	2:04.56	1:04.11	400m:	4:15.33	1:06.13	600m:	6:30.32	1:07.84	800m:	8:43.13	1:05.01
9.	RUBASHNYI Alexander		01	Youth of Moscow		8:48.91			624			
	100m:	1:02.82	1:02.82	300m:	3:15.61	1:06.84	500m:	5:30.24	1:07.26	700m:	7:44.50	1:06.84
	200m:	2:08.77	1:05.95	400m:	4:22.98	1:07.37	600m:	6:37.66	1:07.42	800m:	8:48.91	1:04.41
10.	WERNER Nick		01	SSG Saar Max Ritter		8:49.33			623			
	100m:	1:03.32	1:03.32	300m:	3:16.39	1:06.84	500m:	5:30.25	1:06.98	700m:	7:44.48	1:07.22
	200m:	2:09.55	1:06.23	400m:	4:23.27	1:06.88	600m:	6:37.26	1:07.01	800m:	8:49.33	1:04.85
11.	HEIDENREICH Tim		01	Dresdner Delphine e.V.		8:53.87			607			
	100m:	1:02.71	1:02.71	300m:	3:16.91	1:07.56	500m:	5:32.95	1:08.03	700m:	7:49.30	1:08.12
	200m:	2:09.35	1:06.64	400m:	4:24.92	1:08.01	600m:	6:41.18	1:08.23	800m:	8:53.87	1:04.57
12.	MASCARENHAS Henrique		01	Plymouth Leander SC		9:00.65			584			
	100m:	1:03.65	1:03.65	300m:	3:20.94	1:08.66	500m:	5:37.67	1:08.28	700m:	7:55.08	1:08.46
	200m:	2:12.28	1:08.63	400m:	4:29.39	1:08.45	600m:	6:46.62	1:08.95	800m:	9:00.65	1:05.57
13.	BECKERS Felix		01	Fed. Luxembourgeoise de Natation		9:04.70			571			
	100m:	1:03.00	1:03.00	300m:	3:19.77	1:08.72	500m:	5:38.69	1:09.49	700m:	7:57.88	1:09.43
	200m:	2:11.05	1:08.05	400m:	4:29.20	1:09.43	600m:	6:48.45	1:09.76	800m:	9:04.70	1:06.82
14.	GANSS Julius		02	SV Nikar Heidelberg		9:07.63			562			
	100m:	1:03.88	1:03.88	300m:	3:22.14	1:09.67	500m:	5:41.97	1:10.04	700m:	8:00.94	1:09.29
	200m:	2:12.47	1:08.59	400m:	4:31.93	1:09.79	600m:	6:51.65	1:09.68	800m:	9:07.63	1:06.69
15.	VAN AGGELEN Daniel		01	SG Neuss		9:11.80			550			
	100m:	1:01.28	1:01.28	300m:	3:18.08	1:09.05	500m:	5:38.38	1:10.41	700m:	8:01.43	1:11.66
	200m:	2:09.03	1:07.75	400m:	4:27.97	1:09.89	600m:	6:49.77	1:11.39	800m:	9:11.80	1:10.37
16.	PLASCHKE Lennart		01	SC Wiesbaden 1911		9:18.16			531			
	100m:	1:05.31	1:05.31	300m:	3:24.36	1:10.19	500m:	5:45.88	1:10.63	700m:	8:08.16	1:11.56
	200m:	2:14.17	1:08.86	400m:	4:35.25	1:10.89	600m:	6:56.60	1:10.72	800m:	9:18.16	1:10.00
17.	ADILGEREYEV Adil		02	Dostyk Aktobe		9:22.09			520 *			
	100m:	1:03.45	1:03.45	300m:	3:24.85	1:11.17	500m:	5:49.71	1:12.37	700m:	8:13.49	1:11.59
	200m:	2:13.68	1:10.23	400m:	4:37.34	1:12.49	600m:	7:01.90	1:12.19	800m:	9:22.09	1:08.60
DNS	ALESSANDRI Iacopo		02	Dimensione Nuoto								

Youth

1.	BETH Silas		03	SG Bad Schwartau		8:28.59			702			
	100m:	1:00.17	1:00.17	300m:	3:08.44	1:04.24	500m:	5:17.42	1:04.62	700m:	7:26.57	1:04.63
	200m:	2:04.20	1:04.03	400m:	4:12.80	1:04.36	600m:	6:21.94	1:04.52	800m:	8:28.59	1:02.02
2.	HENRIONNET Tom		04	CD54 Natation		8:54.25			606			
	100m:	1:03.57	1:03.57	300m:	3:18.67	1:07.38	500m:	5:32.95	1:06.76	700m:	7:48.31	1:07.81
	200m:	2:11.29	1:07.72	400m:	4:26.19	1:07.52	600m:	6:40.50	1:07.55	800m:	8:54.25	1:05.94
3.	GDANIEC Hubert		04	Plymouth Leander SC		8:58.70			591			
	100m:	1:03.79	1:03.79	300m:	3:20.77	1:08.49	500m:	5:37.42	1:08.22	700m:	7:54.20	1:08.30
	200m:	2:12.28	1:08.49	400m:	4:29.20	1:08.43	600m:	6:45.90	1:08.48	800m:	8:58.70	1:04.50





Fédération Luxembourgeoise
de Natation et de Sauvetage



21st Luxembourg Euro Meet 2019
Luxembourg, 25th - 27th January 2019

Event 24, Boys, 800m Freestyle, Youth

Rank	YB								Time	Pts		
4.	PAZDUR Dorian								9:06.34	566		
	100m:	1:02.38	1:02.38	300m:	3:20.38	1:09.54	500m:	5:40.61	1:10.23	700m:	7:59.75	1:09.55
	200m:	2:10.84	1:08.46	400m:	4:30.38	1:10.00	600m:	6:50.20	1:09.59	800m:	9:06.34	1:06.59
5.	PIERRON Gauthier								9:06.89	565		
	100m:	1:03.26	1:03.26	300m:	3:21.10	1:09.62	500m:	5:40.21	1:09.23	700m:	7:59.65	1:09.68
	200m:	2:11.48	1:08.22	400m:	4:30.98	1:09.88	600m:	6:49.97	1:09.76	800m:	9:06.89	1:07.24
6.	VAN AGGELEN Tobias								9:09.55	556		
	100m:	1:02.79	1:02.79	300m:	3:20.90	1:09.63	500m:	5:42.13	1:10.87	700m:	8:02.11	1:09.69
	200m:	2:11.27	1:08.48	400m:	4:31.26	1:10.36	600m:	6:52.42	1:10.29	800m:	9:09.55	1:07.44
7.	CAPEL Theo								9:13.71	544		
	100m:	1:04.34	1:04.34	300m:	3:24.68	1:10.64	500m:	5:45.44	1:09.65	700m:	8:06.07	1:09.68
	200m:	2:14.04	1:09.70	400m:	4:35.79	1:11.11	600m:	6:56.39	1:10.95	800m:	9:13.71	1:07.64
8.	KAMINSKI Karl								9:20.50	524		
	100m:	1:03.82	1:03.82	300m:	3:24.08	1:10.78	500m:	5:47.21	1:11.09	700m:	8:10.19	1:11.29
	200m:	2:13.30	1:09.48	400m:	4:36.12	1:12.04	600m:	6:58.90	1:11.69	800m:	9:20.50	1:10.31





Fédération Luxembourgeoise
de Natation et de Sauvetage

21st Luxembourg Euro Meet 2019
Luxembourg, 25th - 27th January 2019



4 - Saturday afternoon

26.01.2019 - 16:45

Event 123 Women, 1500m Freestyle 2005 and older
26.01.2019 - 17:30 sponsored by: Bureautique Linster Results

Meet Record	16:14.50	TO BE ESTABLISHED			
World Record	15:20.48	LEDECKY Kathleen	USA	Indianapolis (USA)	16.05.2018
European Record	15:38.88	FRIIS Lotte	DEN	Barcelona (ESP)	30.07.2013

Open 18 +: 18:44.00 / Junior 16 - 17: 19:28.95 / Youth 14 - 15: 20:02.30

Points: FINA 2018

Rank			YB			Time			Pts
Open									
1.	HOLDEN Polly		99	Nova Centurion SC		16:34.82			805
	100m:	1:03.80	1:03.80	500m:	5:29.10	1:06.41	900m:	9:55.38	1:06.65
	200m:	2:09.89	1:06.09	600m:	6:35.35	1:06.25	1000m:	11:02.37	1:06.99
	300m:	3:16.46	1:06.57	700m:	7:42.13	1:06.78	1100m:	12:09.44	1:07.07
	400m:	4:22.69	1:06.23	800m:	8:48.73	1:06.60	1200m:	13:16.72	1:07.28
2.	GLENISTER Michaela		02	Swim England East Midlands		16:48.49			772
	100m:	1:03.76	1:03.76	500m:	5:30.48	1:06.80	900m:	10:00.84	1:07.87
	200m:	2:10.23	1:06.47	600m:	6:37.93	1:07.45	1000m:	11:09.20	1:08.36
	300m:	3:16.86	1:06.63	700m:	7:45.39	1:07.46	1100m:	12:16.92	1:07.72
	400m:	4:23.68	1:06.82	800m:	8:52.97	1:07.58	1200m:	13:25.16	1:08.24
3.	ERHART Samira Svea		99	SC Wiesbaden 1911		17:27.85			688
	100m:	1:03.84	1:03.84	500m:	5:43.12	1:10.16	900m:	10:26.80	1:10.35
	200m:	2:12.52	1:08.68	600m:	6:53.98	1:10.86	1000m:	11:37.71	1:10.91
	300m:	3:22.64	1:10.12	700m:	8:05.11	1:11.13	1100m:	12:47.78	1:10.07
	400m:	4:32.96	1:10.32	800m:	9:16.45	1:11.34	1200m:	13:58.20	1:10.42
4.	CABON Lean		02	FFN Ouest		17:40.83			663
	100m:	1:07.29	1:07.29	500m:	5:50.15	1:10.54	900m:	10:31.92	1:10.53
	200m:	2:17.63	1:10.34	600m:	7:00.37	1:10.22	1000m:	11:42.89	1:10.97
	300m:	3:28.71	1:11.08	700m:	8:10.62	1:10.25	1100m:	12:54.63	1:11.74
	400m:	4:39.61	1:10.90	800m:	9:21.39	1:10.77	1200m:	14:06.66	1:12.03
5.	HANQUET Marion		01	Team West		17:44.09			657
	100m:	1:05.70	1:05.70	500m:	5:48.22	1:10.53	900m:	10:33.18	1:12.11
	200m:	2:16.07	1:10.37	600m:	6:58.90	1:10.68	1000m:	11:44.87	1:11.69
	300m:	3:26.63	1:10.56	700m:	8:09.49	1:10.59	1100m:	12:56.76	1:11.89
	400m:	4:37.69	1:11.06	800m:	9:21.07	1:11.58	1200m:	14:09.34	1:12.58
6.	JOMINET Lou		05	Fed. Luxembourgeoise de Natation		17:45.92			654
	100m:	1:07.17	1:07.17	500m:	5:55.12	1:12.24	900m:	10:41.08	1:11.58
	200m:	2:19.10	1:11.93	600m:	7:06.95	1:11.83	1000m:	11:52.61	1:11.53
	300m:	3:31.09	1:11.99	700m:	8:18.09	1:11.14	1100m:	13:03.83	1:11.22
	400m:	4:42.88	1:11.79	800m:	9:29.50	1:11.41	1200m:	14:15.19	1:11.36
7.	OLSSON Ellen		95	SSG Saar Max Ritter		17:51.52			644
	100m:	1:08.65	1:08.65	500m:	5:54.72	1:11.46	900m:	10:39.74	1:11.02
	200m:	2:20.31	1:11.66	600m:	7:05.92	1:11.20	1000m:	11:51.63	1:11.89
	300m:	3:31.73	1:11.42	700m:	8:17.24	1:11.32	1100m:	13:03.53	1:11.90
	400m:	4:43.26	1:11.53	800m:	9:28.72	1:11.48	1200m:	14:15.77	1:12.24
8.	HOFFMANN Theresa		01	SG Wago		17:59.08			630
	100m:	1:05.65	1:05.65	500m:	5:54.01	1:12.53	900m:	10:42.88	1:12.12
	200m:	2:17.37	1:11.72	600m:	7:06.41	1:12.40	1000m:	11:55.74	1:12.86
	300m:	3:28.90	1:11.53	700m:	8:17.94	1:11.53	1100m:	13:08.50	1:12.76
	400m:	4:41.48	1:12.58	800m:	9:30.76	1:12.82	1200m:	14:21.23	1:12.73





Fédération Luxembourgeoise
de Natation et de Sauvetage

LUXEMBOURG

LET'S MAKE IT HAPPEN

21st Luxembourg Euro Meet 2019
Luxembourg, 25th - 27th January 2019

Event 123, Women, 1500m Freestyle, Open

Rank			YB					Time	Pts
9.	DE ANGELIS Alessia		03	Dimensione Nuoto				18:04.15	622
	100m:	1:06.09 1:06.09	500m:	5:53.84 1:11.82	900m:	10:44.31 1:13.23	1300m:	15:38.17 1:13.75	
	200m:	2:17.91 1:11.82	600m:	7:05.63 1:11.79	1000m:	11:57.55 1:13.24	1400m:	16:52.35 1:14.18	
	300m:	3:29.37 1:11.46	700m:	8:18.26 1:12.63	1100m:	13:10.69 1:13.14	1500m:	18:04.15 1:11.80	
	400m:	4:42.02 1:12.65	800m:	9:31.08 1:12.82	1200m:	14:24.42 1:13.73			
10.	TASZHANOVA Diana		04	Dostyk Aktobe				18:12.34	608
	100m:	1:06.89 1:06.89	500m:	5:59.59 1:13.09	900m:	10:55.91 1:14.29	1300m:	15:48.91 1:14.68	
	200m:	2:19.46 1:12.57	600m:	7:13.16 1:13.57	1000m:	12:09.17 1:13.26	1400m:	17:02.96 1:14.05	
	300m:	3:33.05 1:13.59	700m:	8:27.94 1:14.78	1100m:	13:20.68 1:11.51	1500m:	18:12.34 1:09.38	
	400m:	4:46.50 1:13.45	800m:	9:41.62 1:13.68	1200m:	14:34.23 1:13.55			
11.	KUZNETCOVA Kseniia		03	Youth of Moscow				18:22.34	591
	100m:	1:08.18 1:08.18	500m:	5:58.58 1:12.15	900m:	10:53.35 1:14.60	1300m:	15:53.85 1:15.31	
	200m:	2:21.30 1:13.12	600m:	7:11.42 1:12.84	1000m:	12:08.27 1:14.92	1400m:	17:10.23 1:16.38	
	300m:	3:33.96 1:12.66	700m:	8:24.84 1:13.42	1100m:	13:22.76 1:14.49	1500m:	18:22.34 1:12.11	
	400m:	4:46.43 1:12.47	800m:	9:38.75 1:13.91	1200m:	14:38.54 1:15.78			
12.	PELLEAU Ines		04	FFN Ouest				18:37.50	568
	100m:	1:06.55 1:06.55	500m:	5:58.63 1:14.24	900m:	11:01.17 1:15.72	1300m:	16:06.81 1:17.16	
	200m:	2:17.75 1:11.20	600m:	7:13.50 1:14.87	1000m:	12:17.38 1:16.21	1400m:	17:23.71 1:16.90	
	300m:	3:30.71 1:12.96	700m:	8:29.26 1:15.76	1100m:	13:33.36 1:15.98	1500m:	18:37.50 1:13.79	
	400m:	4:44.39 1:13.68	800m:	9:45.45 1:16.19	1200m:	14:49.65 1:16.29			
13.	MEKHTOUB Jade		04	CD54 Natation				19:00.91	533
	100m:	1:09.37 1:09.37	500m:	6:13.79 1:15.72	900m:	11:19.64 1:17.21	1300m:	16:29.61 1:18.02	
	200m:	2:24.46 1:15.09	600m:	7:29.76 1:15.97	1000m:	12:35.96 1:16.32	1400m:	17:46.29 1:16.68	
	300m:	3:41.00 1:16.54	700m:	8:46.29 1:16.53	1100m:	13:53.47 1:17.51	1500m:	19:00.91 1:14.62	
	400m:	4:58.07 1:17.07	800m:	10:02.43 1:16.14	1200m:	15:11.59 1:18.12			
14.	HARTMANN Luisa		04	SC Neustadt/Weinstr.				19:10.08	521
	100m:	1:10.44 1:10.44	500m:	6:15.72 1:17.31	900m:	11:25.10 1:17.36	1300m:	16:36.74 1:17.82	
	200m:	2:26.39 1:15.95	600m:	7:33.26 1:17.54	1000m:	12:42.97 1:17.87	1400m:	17:55.05 1:18.31	
	300m:	3:42.38 1:15.99	700m:	8:50.38 1:17.12	1100m:	14:01.21 1:18.24	1500m:	19:10.08 1:15.03	
	400m:	4:58.41 1:16.03	800m:	10:07.74 1:17.36	1200m:	15:18.92 1:17.71			
15.	FORSON Zaira		05	Ghana Swimming				19:46.05	475
	100m:	1:11.73 1:11.73	500m:	6:30.48 1:19.77	900m:	11:49.60 1:19.61	1300m:	17:10.00 1:20.30	
	200m:	2:31.32 1:19.59	600m:	7:50.48 1:20.00	1000m:	13:09.25 1:19.65	1400m:	18:29.73 1:19.73	
	300m:	3:50.82 1:19.50	700m:	9:10.03 1:19.55	1100m:	14:29.50 1:20.25	1500m:	19:46.05 1:16.32	
	400m:	5:10.71 1:19.89	800m:	10:29.99 1:19.96	1200m:	15:49.70 1:20.20			

WDR VAN DER MAST Marij 00 PSV

Junior

1.	GLENISTER Michaela		02	Swim England East Midlands				16:48.49	772
	100m:	1:03.76 1:03.76	500m:	5:30.48 1:06.80	900m:	10:00.84 1:07.87	1300m:	14:33.52 1:08.36	
	200m:	2:10.23 1:06.47	600m:	6:37.93 1:07.45	1000m:	11:09.20 1:08.36	1400m:	15:41.26 1:07.74	
	300m:	3:16.86 1:06.63	700m:	7:45.39 1:07.46	1100m:	12:16.92 1:07.72	1500m:	16:48.49 1:07.23	
	400m:	4:23.68 1:06.82	800m:	8:52.97 1:07.58	1200m:	13:25.16 1:08.24			
2.	CABON Lean		02	FFN Ouest				17:40.83	663
	100m:	1:07.29 1:07.29	500m:	5:50.15 1:10.54	900m:	10:31.92 1:10.53	1300m:	15:18.70 1:12.04	
	200m:	2:17.63 1:10.34	600m:	7:00.37 1:10.22	1000m:	11:42.89 1:10.97	1400m:	16:30.57 1:11.87	
	300m:	3:28.71 1:11.08	700m:	8:10.62 1:10.25	1100m:	12:54.63 1:11.74	1500m:	17:40.83 1:10.26	
	400m:	4:39.61 1:10.90	800m:	9:21.39 1:10.77	1200m:	14:06.66 1:12.03			





Fédération Luxembourgeoise
de Natation et de Sauvetage

LUXEMBOURG

LET'S MAKE IT HAPPEN

21st Luxembourg Euro Meet 2019
Luxembourg, 25th - 27th January 2019

Event 123, Women, 1500m Freestyle, Junior

Rank			YB							Time	Pts	
3.	DE ANGELIS Alessia		03	Dimensione Nuoto						18:04.15	622	
	100m:	1:06.09	1:06.09	500m:	5:53.84	1:11.82	900m:	10:44.31	1:13.23	1300m:	15:38.17	1:13.75
	200m:	2:17.91	1:11.82	600m:	7:05.63	1:11.79	1000m:	11:57.55	1:13.24	1400m:	16:52.35	1:14.18
	300m:	3:29.37	1:11.46	700m:	8:18.26	1:12.63	1100m:	13:10.69	1:13.14	1500m:	18:04.15	1:11.80
	400m:	4:42.02	1:12.65	800m:	9:31.08	1:12.82	1200m:	14:24.42	1:13.73			
4.	KUZNETCOVA Kseniia		03	Youth of Moscow						18:22.34	591	
	100m:	1:08.18	1:08.18	500m:	5:58.58	1:12.15	900m:	10:53.35	1:14.60	1300m:	15:53.85	1:15.31
	200m:	2:21.30	1:13.12	600m:	7:11.42	1:12.84	1000m:	12:08.27	1:14.92	1400m:	17:10.23	1:16.38
	300m:	3:33.96	1:12.66	700m:	8:24.84	1:13.42	1100m:	13:22.76	1:14.49	1500m:	18:22.34	1:12.11
	400m:	4:46.43	1:12.47	800m:	9:38.75	1:13.91	1200m:	14:38.54	1:15.78			

Youth

1.	JOMINET Lou		05	Fed. Luxembourgeoise de Natation						17:45.92	654	
	100m:	1:07.17	1:07.17	500m:	5:55.12	1:12.24	900m:	10:41.08	1:11.58	1300m:	15:26.82	1:11.63
	200m:	2:19.10	1:11.93	600m:	7:06.95	1:11.83	1000m:	11:52.61	1:11.53	1400m:	16:38.22	1:11.40
	300m:	3:31.09	1:11.99	700m:	8:18.09	1:11.14	1100m:	13:03.83	1:11.22	1500m:	17:45.92	1:07.70
	400m:	4:42.88	1:11.79	800m:	9:29.50	1:11.41	1200m:	14:15.19	1:11.36			
2.	TASZHANOVA Diana		04	Dostyk Aktobe						18:12.34	608	
	100m:	1:06.89	1:06.89	500m:	5:59.59	1:13.09	900m:	10:55.91	1:14.29	1300m:	15:48.91	1:14.68
	200m:	2:19.46	1:12.57	600m:	7:13.16	1:13.57	1000m:	12:09.17	1:13.26	1400m:	17:02.96	1:14.05
	300m:	3:33.05	1:13.59	700m:	8:27.94	1:14.78	1100m:	13:20.68	1:11.51	1500m:	18:12.34	1:09.38
	400m:	4:46.50	1:13.45	800m:	9:41.62	1:13.68	1200m:	14:34.23	1:13.55			
3.	PELLEAU Ines		04	FFN Ouest						18:37.50	568	
	100m:	1:06.55	1:06.55	500m:	5:58.63	1:14.24	900m:	11:01.17	1:15.72	1300m:	16:06.81	1:17.16
	200m:	2:17.75	1:11.20	600m:	7:13.50	1:14.87	1000m:	12:17.38	1:16.21	1400m:	17:23.71	1:16.90
	300m:	3:30.71	1:12.96	700m:	8:29.26	1:15.76	1100m:	13:33.36	1:15.98	1500m:	18:37.50	1:13.79
	400m:	4:44.39	1:13.68	800m:	9:45.45	1:16.19	1200m:	14:49.65	1:16.29			
4.	MEKHTOUB Jade		04	CD54 Natation						19:00.91	533	
	100m:	1:09.37	1:09.37	500m:	6:13.79	1:15.72	900m:	11:19.64	1:17.21	1300m:	16:29.61	1:18.02
	200m:	2:24.46	1:15.09	600m:	7:29.76	1:15.97	1000m:	12:35.96	1:16.32	1400m:	17:46.29	1:16.68
	300m:	3:41.00	1:16.54	700m:	8:46.29	1:16.53	1100m:	13:53.47	1:17.51	1500m:	19:00.91	1:14.62
	400m:	4:58.07	1:17.07	800m:	10:02.43	1:16.14	1200m:	15:11.59	1:18.12			
5.	HARTMANN Luisa		04	SC Neustadt/Weinstr.						19:10.08	521	
	100m:	1:10.44	1:10.44	500m:	6:15.72	1:17.31	900m:	11:25.10	1:17.36	1300m:	16:36.74	1:17.82
	200m:	2:26.39	1:15.95	600m:	7:33.26	1:17.54	1000m:	12:42.97	1:17.87	1400m:	17:55.05	1:18.31
	300m:	3:42.38	1:15.99	700m:	8:50.38	1:17.12	1100m:	14:01.21	1:18.24	1500m:	19:10.08	1:15.03
	400m:	4:58.41	1:16.03	800m:	10:07.74	1:17.36	1200m:	15:18.92	1:17.71			
6.	FORSON Zaira		05	Ghana Swimming						19:46.05	475	
	100m:	1:11.73	1:11.73	500m:	6:30.48	1:19.77	900m:	11:49.60	1:19.61	1300m:	17:10.00	1:20.30
	200m:	2:31.32	1:19.59	600m:	7:50.48	1:20.00	1000m:	13:09.25	1:19.65	1400m:	18:29.73	1:19.73
	300m:	3:50.82	1:19.50	700m:	9:10.03	1:19.55	1100m:	14:29.50	1:20.25	1500m:	19:46.05	1:16.32
	400m:	5:10.71	1:19.89	800m:	10:29.99	1:19.96	1200m:	15:49.70	1:20.20			





Fédération Luxembourgeoise
de Natation et de Sauvetage

LUXEMBOURG

LET'S MAKE IT HAPPEN

21st Luxembourg Euro Meet 2019
Luxembourg, 25th - 27th January 2019

Event 124 Men, 800m Freestyle 2004 and older
26.01.2019 - 17:52 sponsored by: Malmsten Results

Meet Record	7:44.66	TO BE ESTABLISHED				
World Record	7:32.12	ZHANG Lin	CHN	Rome (ITA)		29.07.2009
European Record	7:40.77	DETTI Gabriele	ITA	Budapest (HUN)		26.07.2017

Open 19 +: 8:57.39 / Junior 17 - 18: 9:18.90 / Youth 15 - 16: 9:34.70

Points: FINA 2018

Rank			YB					Time	Pts	
Open										
1.	FROLOV Sergiy		92	Energy Standard				8:01.07	830	
	100m:	59.08 59.08	300m:	3:02.11	1:01.27	500m:	5:03.66	1:00.48	700m:	7:03.09 59.72
	200m:	2:00.84 1:01.76	400m:	4:03.18	1:01.07	600m:	6:03.37	59.71	800m:	8:01.07 57.98
2.	MAKSUMOV Ernest		97	Moscow Club				8:02.81	821	
	100m:	59.13 59.13	300m:	3:02.28	1:01.37	500m:	5:04.07	1:00.64	700m:	7:04.44 1:00.23
	200m:	2:00.91 1:01.78	400m:	4:03.43	1:01.15	600m:	6:04.21	1:00.14	800m:	8:02.81 58.37
3.	VERRASZTO David		88	Team Hungary				8:14.54	764	
	100m:	58.76 58.76	300m:	3:03.13	1:02.15	500m:	5:07.26	1:02.32	700m:	7:13.68 1:03.28
	200m:	2:00.98 1:02.22	400m:	4:04.94	1:01.81	600m:	6:10.40	1:03.14	800m:	8:14.54 1:00.86
4.	GIOVANNONI Ivan		02	Tiro a Volo Nuoto				8:14.79	762	
	100m:	59.65 59.65	300m:	3:06.18	1:03.24	500m:	5:10.69	1:02.03	700m:	7:15.46 1:01.98
	200m:	2:02.94 1:03.29	400m:	4:08.66	1:02.48	600m:	6:13.48	1:02.79	800m:	8:14.79 59.33
5.	SCHMIDT Danny		01	Hessischer Schwimm-Verband				8:16.37	755	
	100m:	1:00.09 1:00.09	300m:	3:05.14	1:02.51	500m:	5:09.66	1:02.42	700m:	7:15.32 1:02.89
	200m:	2:02.63 1:02.54	400m:	4:07.24	1:02.10	600m:	6:12.43	1:02.77	800m:	8:16.37 1:01.05
6.	MATTENET Emilien		00	Charleville Mezieres				8:17.94	748	
	100m:	59.42 59.42	300m:	3:03.84	1:02.53	500m:	5:09.86	1:03.07	700m:	7:17.07 1:03.57
	200m:	2:01.31 1:01.89	400m:	4:06.79	1:02.95	600m:	6:13.50	1:03.64	800m:	8:17.94 1:00.87
7.	ANDERSEN Christoffer H.		02	Denmark Junior				8:23.08	725	
	100m:	59.45 59.45	300m:	3:07.05	1:03.96	500m:	5:13.52	1:02.48	700m:	7:20.81 1:03.84
	200m:	2:03.09 1:03.64	400m:	4:11.04	1:03.99	600m:	6:16.97	1:03.45	800m:	8:23.08 1:02.27
8.	KANTZENBACH Jon		02	Hessischer Schwimm-Verband				8:27.16	708	
	100m:	1:00.77 1:00.77	300m:	3:09.14	1:04.20	500m:	5:17.08	1:03.87	700m:	7:25.23 1:04.21
	200m:	2:04.94 1:04.17	400m:	4:13.21	1:04.07	600m:	6:21.02	1:03.94	800m:	8:27.16 1:01.93
9.	WILLIAMS Joshua		02	Swim Wales				8:28.50	702	
	100m:	59.21 59.21	300m:	3:07.23	1:04.25	500m:	5:15.51	1:03.81	700m:	7:25.64 1:05.23
	200m:	2:02.98 1:03.77	400m:	4:11.70	1:04.47	600m:	6:20.41	1:04.90	800m:	8:28.50 1:02.86
10.	BETH Silas		03	SG Bad Schwartau				8:28.59	702	
	100m:	1:00.17 1:00.17	300m:	3:08.44	1:04.24	500m:	5:17.42	1:04.62	700m:	7:26.57 1:04.63
	200m:	2:04.20 1:04.03	400m:	4:12.80	1:04.36	600m:	6:21.94	1:04.52	800m:	8:28.59 1:02.02
11.	SCHMIDT Aaron		00	SG Neuss				8:28.85	701	
	100m:	59.20 59.20	300m:	3:04.92	1:03.37	500m:	5:14.96	1:05.33	700m:	7:26.29 1:05.37
	200m:	2:01.55 1:02.35	400m:	4:09.63	1:04.71	600m:	6:20.92	1:05.96	800m:	8:28.85 1:02.56
12.	KRASNIQI Arti		99	Swim-Team Elmshorn				8:31.08	692	
	100m:	57.52 57.52	300m:	3:04.83	1:03.84	500m:	5:14.90	1:05.82	700m:	7:27.46 1:06.60
	200m:	2:00.99 1:03.47	400m:	4:09.08	1:04.25	600m:	6:20.86	1:05.96	800m:	8:31.08 1:03.62
13.	HERRMANN Tom		00	SG Neuss				8:33.65	681	
	100m:	59.88 59.88	300m:	3:09.10	1:04.80	500m:	5:19.08	1:04.72	700m:	7:29.57 1:05.46
	200m:	2:04.30 1:04.42	400m:	4:14.36	1:05.26	600m:	6:24.11	1:05.03	800m:	8:33.65 1:04.08





Fédération Luxembourgeoise
de Natation et de Sauvetage

LUXEMBOURG

LET'S MAKE IT HAPPEN

21st Luxembourg Euro Meet 2019
Luxembourg, 25th - 27th January 2019

Event 124, Men, 800m Freestyle, Open

Rank			YB			Time			Pts			
14.	STUPIN Maxim		00	Moscow Club		8:34.77			677			
	100m:	1:00.63	1:00.63	300m:	3:09.55	1:04.61	500m:	5:19.83	1:05.26	700m:	7:31.09	1:05.59
	200m:	2:04.94	1:04.31	400m:	4:14.57	1:05.02	600m:	6:25.50	1:05.67	800m:	8:34.77	1:03.68
15.	JANSEN Thomas		01	KNZB-OC		8:34.99			676			
	100m:	1:00.16	1:00.16	300m:	3:09.06	1:04.62	500m:	5:19.60	1:05.17	700m:	7:30.69	1:05.50
	200m:	2:04.44	1:04.28	400m:	4:14.43	1:05.37	600m:	6:25.19	1:05.59	800m:	8:34.99	1:04.30
16.	DUDAS Daniel		94	Iron Swim		8:40.44			655			
	100m:	1:00.58	1:00.58	300m:	3:10.76	1:05.84	500m:	5:23.83	1:06.45	700m:	7:36.12	1:05.84
	200m:	2:04.92	1:04.34	400m:	4:17.38	1:06.62	600m:	6:30.28	1:06.45	800m:	8:40.44	1:04.32
17.	BEAMER Thomas		02	Swim England East Midlands		8:42.60			647			
	100m:	1:01.15	1:01.15	300m:	3:11.88	1:05.72	500m:	5:23.60	1:05.80	700m:	7:37.09	1:06.87
	200m:	2:06.16	1:05.01	400m:	4:17.80	1:05.92	600m:	6:30.22	1:06.62	800m:	8:42.60	1:05.51
18.	KOCH Jonas		00	SG Neuss		8:42.84			646			
	100m:	1:00.15	1:00.15	300m:	3:11.19	1:05.84	500m:	5:24.39	1:06.67	700m:	7:37.81	1:06.43
	200m:	2:05.35	1:05.20	400m:	4:17.72	1:06.53	600m:	6:31.38	1:06.99	800m:	8:42.84	1:05.03
19.	MAROTTA Daniel		01	Swim Wales		8:43.13			645			
	100m:	1:00.45	1:00.45	300m:	3:09.20	1:04.64	500m:	5:22.48	1:07.15	700m:	7:38.12	1:07.80
	200m:	2:04.56	1:04.11	400m:	4:15.33	1:06.13	600m:	6:30.32	1:07.84	800m:	8:43.13	1:05.01
20.	RUBASHNYI Alexander		01	Youth of Moscow		8:48.91			624			
	100m:	1:02.82	1:02.82	300m:	3:15.61	1:06.84	500m:	5:30.24	1:07.26	700m:	7:44.50	1:06.84
	200m:	2:08.77	1:05.95	400m:	4:22.98	1:07.37	600m:	6:37.66	1:07.42	800m:	8:48.91	1:04.41
21.	WERNER Nick		01	SSG Saar Max Ritter		8:49.33			623			
	100m:	1:03.32	1:03.32	300m:	3:16.39	1:06.84	500m:	5:30.25	1:06.98	700m:	7:44.48	1:07.22
	200m:	2:09.55	1:06.23	400m:	4:23.27	1:06.88	600m:	6:37.26	1:07.01	800m:	8:49.33	1:04.85
22.	OLSSON Melker		00	Team West		8:53.03			610			
	100m:	1:00.83	1:00.83	300m:	3:12.50	1:06.32	500m:	5:27.86	1:07.88	700m:	7:45.17	1:08.54
	200m:	2:06.18	1:05.35	400m:	4:19.98	1:07.48	600m:	6:36.63	1:08.77	800m:	8:53.03	1:07.86
23.	HEIDENREICH Tim		01	Dresdner Delphine e.V.		8:53.87			607			
	100m:	1:02.71	1:02.71	300m:	3:16.91	1:07.56	500m:	5:32.95	1:08.03	700m:	7:49.30	1:08.12
	200m:	2:09.35	1:06.64	400m:	4:24.92	1:08.01	600m:	6:41.18	1:08.23	800m:	8:53.87	1:04.57
24.	HENRIONNET Tom		04	CD54 Natation		8:54.25			606			
	100m:	1:03.57	1:03.57	300m:	3:18.67	1:07.38	500m:	5:32.95	1:06.76	700m:	7:48.31	1:07.81
	200m:	2:11.29	1:07.72	400m:	4:26.19	1:07.52	600m:	6:40.50	1:07.55	800m:	8:54.25	1:05.94
25.	GDANIEC Hubert		04	Plymouth Leander SC		8:58.70			591			
	100m:	1:03.79	1:03.79	300m:	3:20.77	1:08.49	500m:	5:37.42	1:08.22	700m:	7:54.20	1:08.30
	200m:	2:12.28	1:08.49	400m:	4:29.20	1:08.43	600m:	6:45.90	1:08.48	800m:	8:58.70	1:04.50
26.	MASCARENHAS Henrique		01	Plymouth Leander SC		9:00.65			584			
	100m:	1:03.65	1:03.65	300m:	3:20.94	1:08.66	500m:	5:37.67	1:08.28	700m:	7:55.08	1:08.46
	200m:	2:12.28	1:08.63	400m:	4:29.39	1:08.45	600m:	6:46.62	1:08.95	800m:	9:00.65	1:05.57
27.	BECKERS Felix		01	Fed. Luxembourgeoise de Natation		9:04.70			571			
	100m:	1:03.00	1:03.00	300m:	3:19.77	1:08.72	500m:	5:38.69	1:09.49	700m:	7:57.88	1:09.43
	200m:	2:11.05	1:08.05	400m:	4:29.20	1:09.43	600m:	6:48.45	1:09.76	800m:	9:04.70	1:06.82
28.	PAZDUR Dorian		03	CD54 Natation		9:06.34			566			
	100m:	1:02.38	1:02.38	300m:	3:20.38	1:09.54	500m:	5:40.61	1:10.23	700m:	7:59.75	1:09.55
	200m:	2:10.84	1:08.46	400m:	4:30.38	1:10.00	600m:	6:50.20	1:09.59	800m:	9:06.34	1:06.59





Fédération Luxembourgeoise
de Natation et de Sauvetage

LUXEMBOURG

LET'S MAKE IT HAPPEN

21st Luxembourg Euro Meet 2019
Luxembourg, 25th - 27th January 2019

Event 124, Men, 800m Freestyle, Open

Rank		YB						Time	Pts
29.	PIERRON Gauthier	04	CD54 Natation					9:06.89	565
	100m: 1:03.26	1:03.26	300m: 3:21.10	1:09.62	500m: 5:40.21	1:09.23	700m: 7:59.65	1:09.68	
	200m: 2:11.48	1:08.22	400m: 4:30.98	1:09.88	600m: 6:49.97	1:09.76	800m: 9:06.89	1:07.24	
30.	GANSS Julius	02	SV Nikar Heidelberg					9:07.63	562
	100m: 1:03.88	1:03.88	300m: 3:22.14	1:09.67	500m: 5:41.97	1:10.04	700m: 8:00.94	1:09.29	
	200m: 2:12.47	1:08.59	400m: 4:31.93	1:09.79	600m: 6:51.65	1:09.68	800m: 9:07.63	1:06.69	
31.	VAN AGGELEN Tobias	04	SG Neuss					9:09.55	556
	100m: 1:02.79	1:02.79	300m: 3:20.90	1:09.63	500m: 5:42.13	1:10.87	700m: 8:02.11	1:09.69	
	200m: 2:11.27	1:08.48	400m: 4:31.26	1:10.36	600m: 6:52.42	1:10.29	800m: 9:09.55	1:07.44	
32.	VAN AGGELEN Daniel	01	SG Neuss					9:11.80	550
	100m: 1:01.28	1:01.28	300m: 3:18.08	1:09.05	500m: 5:38.38	1:10.41	700m: 8:01.43	1:11.66	
	200m: 2:09.03	1:07.75	400m: 4:27.97	1:09.89	600m: 6:49.77	1:11.39	800m: 9:11.80	1:10.37	
33.	CAPEL Theo	04	ASPTT Limoges					9:13.71	544
	100m: 1:04.34	1:04.34	300m: 3:24.68	1:10.64	500m: 5:45.44	1:09.65	700m: 8:06.07	1:09.68	
	200m: 2:14.04	1:09.70	400m: 4:35.79	1:11.11	600m: 6:56.39	1:10.95	800m: 9:13.71	1:07.64	
34.	PLASCHKE Lennart	01	SC Wiesbaden 1911					9:18.16	531
	100m: 1:05.31	1:05.31	300m: 3:24.36	1:10.19	500m: 5:45.88	1:10.63	700m: 8:08.16	1:11.56	
	200m: 2:14.17	1:08.86	400m: 4:35.25	1:10.89	600m: 6:56.60	1:10.72	800m: 9:18.16	1:10.00	
35.	KAMINSKI Karl	03	SSF Bonn					9:20.50	524
	100m: 1:03.82	1:03.82	300m: 3:24.08	1:10.78	500m: 5:47.21	1:11.09	700m: 8:10.19	1:11.29	
	200m: 2:13.30	1:09.48	400m: 4:36.12	1:12.04	600m: 6:58.90	1:11.69	800m: 9:20.50	1:10.31	
36.	ADILGEREYEV Adil	02	Dostyk Aktobe					9:22.09	520 *
	100m: 1:03.45	1:03.45	300m: 3:24.85	1:11.17	500m: 5:49.71	1:12.37	700m: 8:13.49	1:11.59	
	200m: 2:13.68	1:10.23	400m: 4:37.34	1:12.49	600m: 7:01.90	1:12.19	800m: 9:22.09	1:08.60	
DNS	ALESSANDRI Iacopo	02	Dimensione Nuoto						
DNS	ZLATIC Lazar	94	Iron Swim						
WDR	EL-KAMASH Marwan	93	Energy Standard						

Junior

1.	GIOVANNONI Ivan	02	Tiro a Volo Nuoto					8:14.79	762
	100m: 59.65	59.65	300m: 3:06.18	1:03.24	500m: 5:10.69	1:02.03	700m: 7:15.46	1:01.98	
	200m: 2:02.94	1:03.29	400m: 4:08.66	1:02.48	600m: 6:13.48	1:02.79	800m: 8:14.79	59.33	
2.	SCHMIDT Danny	01	Hessischer Schwimm-Verband					8:16.37	755
	100m: 1:00.09	1:00.09	300m: 3:05.14	1:02.51	500m: 5:09.66	1:02.42	700m: 7:15.32	1:02.89	
	200m: 2:02.63	1:02.54	400m: 4:07.24	1:02.10	600m: 6:12.43	1:02.77	800m: 8:16.37	1:01.05	
3.	ANDERSEN Christoffer H.	02	Denmark Junior					8:23.08	725
	100m: 59.45	59.45	300m: 3:07.05	1:03.96	500m: 5:13.52	1:02.48	700m: 7:20.81	1:03.84	
	200m: 2:03.09	1:03.64	400m: 4:11.04	1:03.99	600m: 6:16.97	1:03.45	800m: 8:23.08	1:02.27	
4.	KANTZENBACH Jon	02	Hessischer Schwimm-Verband					8:27.16	708
	100m: 1:00.77	1:00.77	300m: 3:09.14	1:04.20	500m: 5:17.08	1:03.87	700m: 7:25.23	1:04.21	
	200m: 2:04.94	1:04.17	400m: 4:13.21	1:04.07	600m: 6:21.02	1:03.94	800m: 8:27.16	1:01.93	
5.	WILLIAMS Joshua	02	Swim Wales					8:28.50	702
	100m: 59.21	59.21	300m: 3:07.23	1:04.25	500m: 5:15.51	1:03.81	700m: 7:25.64	1:05.23	
	200m: 2:02.98	1:03.77	400m: 4:11.70	1:04.47	600m: 6:20.41	1:04.90	800m: 8:28.50	1:02.86	
6.	JANSEN Thomas	01	KNZB-OC					8:34.99	676
	100m: 1:00.16	1:00.16	300m: 3:09.06	1:04.62	500m: 5:19.60	1:05.17	700m: 7:30.69	1:05.50	
	200m: 2:04.44	1:04.28	400m: 4:14.43	1:05.37	600m: 6:25.19	1:05.59	800m: 8:34.99	1:04.30	





Fédération Luxembourgeoise
de Natation et de Sauvetage

LUXEMBOURG

LET'S MAKE IT HAPPEN

21st Luxembourg Euro Meet 2019
Luxembourg, 25th - 27th January 2019

Event 124, Boys, 800m Freestyle, Junior

Rank			YB			Time			Pts			
7.	BEAMER Thomas		02	Swim England East Midlands		8:42.60			647			
	100m:	1:01.15	1:01.15	300m:	3:11.88	1:05.72	500m:	5:23.60	1:05.80	700m:	7:37.09	1:06.87
	200m:	2:06.16	1:05.01	400m:	4:17.80	1:05.92	600m:	6:30.22	1:06.62	800m:	8:42.60	1:05.51
8.	MAROTTA Daniel		01	Swim Wales		8:43.13			645			
	100m:	1:00.45	1:00.45	300m:	3:09.20	1:04.64	500m:	5:22.48	1:07.15	700m:	7:38.12	1:07.80
	200m:	2:04.56	1:04.11	400m:	4:15.33	1:06.13	600m:	6:30.32	1:07.84	800m:	8:43.13	1:05.01
9.	RUBASHNYI Alexander		01	Youth of Moscow		8:48.91			624			
	100m:	1:02.82	1:02.82	300m:	3:15.61	1:06.84	500m:	5:30.24	1:07.26	700m:	7:44.50	1:06.84
	200m:	2:08.77	1:05.95	400m:	4:22.98	1:07.37	600m:	6:37.66	1:07.42	800m:	8:48.91	1:04.41
10.	WERNER Nick		01	SSG Saar Max Ritter		8:49.33			623			
	100m:	1:03.32	1:03.32	300m:	3:16.39	1:06.84	500m:	5:30.25	1:06.98	700m:	7:44.48	1:07.22
	200m:	2:09.55	1:06.23	400m:	4:23.27	1:06.88	600m:	6:37.26	1:07.01	800m:	8:49.33	1:04.85
11.	HEIDENREICH Tim		01	Dresdner Delphine e.V.		8:53.87			607			
	100m:	1:02.71	1:02.71	300m:	3:16.91	1:07.56	500m:	5:32.95	1:08.03	700m:	7:49.30	1:08.12
	200m:	2:09.35	1:06.64	400m:	4:24.92	1:08.01	600m:	6:41.18	1:08.23	800m:	8:53.87	1:04.57
12.	MASCARENHAS Henrique		01	Plymouth Leander SC		9:00.65			584			
	100m:	1:03.65	1:03.65	300m:	3:20.94	1:08.66	500m:	5:37.67	1:08.28	700m:	7:55.08	1:08.46
	200m:	2:12.28	1:08.63	400m:	4:29.39	1:08.45	600m:	6:46.62	1:08.95	800m:	9:00.65	1:05.57
13.	BECKERS Felix		01	Fed. Luxembourgeoise de Natation		9:04.70			571			
	100m:	1:03.00	1:03.00	300m:	3:19.77	1:08.72	500m:	5:38.69	1:09.49	700m:	7:57.88	1:09.43
	200m:	2:11.05	1:08.05	400m:	4:29.20	1:09.43	600m:	6:48.45	1:09.76	800m:	9:04.70	1:06.82
14.	GANSS Julius		02	SV Nikar Heidelberg		9:07.63			562			
	100m:	1:03.88	1:03.88	300m:	3:22.14	1:09.67	500m:	5:41.97	1:10.04	700m:	8:00.94	1:09.29
	200m:	2:12.47	1:08.59	400m:	4:31.93	1:09.79	600m:	6:51.65	1:09.68	800m:	9:07.63	1:06.69
15.	VAN AGGELEN Daniel		01	SG Neuss		9:11.80			550			
	100m:	1:01.28	1:01.28	300m:	3:18.08	1:09.05	500m:	5:38.38	1:10.41	700m:	8:01.43	1:11.66
	200m:	2:09.03	1:07.75	400m:	4:27.97	1:09.89	600m:	6:49.77	1:11.39	800m:	9:11.80	1:10.37
16.	PLASCHKE Lennart		01	SC Wiesbaden 1911		9:18.16			531			
	100m:	1:05.31	1:05.31	300m:	3:24.36	1:10.19	500m:	5:45.88	1:10.63	700m:	8:08.16	1:11.56
	200m:	2:14.17	1:08.86	400m:	4:35.25	1:10.89	600m:	6:56.60	1:10.72	800m:	9:18.16	1:10.00
17.	ADILGEREYEV Adil		02	Dostyk Aktobe		9:22.09			520 *			
	100m:	1:03.45	1:03.45	300m:	3:24.85	1:11.17	500m:	5:49.71	1:12.37	700m:	8:13.49	1:11.59
	200m:	2:13.68	1:10.23	400m:	4:37.34	1:12.49	600m:	7:01.90	1:12.19	800m:	9:22.09	1:08.60
DNS	ALESSANDRI Iacopo		02	Dimensione Nuoto								

Youth

1.	BETH Silas		03	SG Bad Schwartau		8:28.59			702			
	100m:	1:00.17	1:00.17	300m:	3:08.44	1:04.24	500m:	5:17.42	1:04.62	700m:	7:26.57	1:04.63
	200m:	2:04.20	1:04.03	400m:	4:12.80	1:04.36	600m:	6:21.94	1:04.52	800m:	8:28.59	1:02.02
2.	HENRIONNET Tom		04	CD54 Natation		8:54.25			606			
	100m:	1:03.57	1:03.57	300m:	3:18.67	1:07.38	500m:	5:32.95	1:06.76	700m:	7:48.31	1:07.81
	200m:	2:11.29	1:07.72	400m:	4:26.19	1:07.52	600m:	6:40.50	1:07.55	800m:	8:54.25	1:05.94
3.	GDANIEC Hubert		04	Plymouth Leander SC		8:58.70			591			
	100m:	1:03.79	1:03.79	300m:	3:20.77	1:08.49	500m:	5:37.42	1:08.22	700m:	7:54.20	1:08.30
	200m:	2:12.28	1:08.49	400m:	4:29.20	1:08.43	600m:	6:45.90	1:08.48	800m:	8:58.70	1:04.50





Fédération Luxembourgeoise
de Natation et de Sauvetage



21st Luxembourg Euro Meet 2019
Luxembourg, 25th - 27th January 2019

Event 124, Boys, 800m Freestyle, Youth

Rank	YB						Time	Pts	
4.	PAZDUR Dorian						03 CD54 Natation	9:06.34	566
	100m: 1:02.38	1:02.38	300m: 3:20.38	1:09.54	500m: 5:40.61	1:10.23	700m: 7:59.75	1:09.55	
	200m: 2:10.84	1:08.46	400m: 4:30.38	1:10.00	600m: 6:50.20	1:09.59	800m: 9:06.34	1:06.59	
5.	PIERRON Gauthier						04 CD54 Natation	9:06.89	565
	100m: 1:03.26	1:03.26	300m: 3:21.10	1:09.62	500m: 5:40.21	1:09.23	700m: 7:59.65	1:09.68	
	200m: 2:11.48	1:08.22	400m: 4:30.98	1:09.88	600m: 6:49.97	1:09.76	800m: 9:06.89	1:07.24	
6.	VAN AGGELEN Tobias						04 SG Neuss	9:09.55	556
	100m: 1:02.79	1:02.79	300m: 3:20.90	1:09.63	500m: 5:42.13	1:10.87	700m: 8:02.11	1:09.69	
	200m: 2:11.27	1:08.48	400m: 4:31.26	1:10.36	600m: 6:52.42	1:10.29	800m: 9:09.55	1:07.44	
7.	CAPEL Theo						04 ASPTT Limoges	9:13.71	544
	100m: 1:04.34	1:04.34	300m: 3:24.68	1:10.64	500m: 5:45.44	1:09.65	700m: 8:06.07	1:09.68	
	200m: 2:14.04	1:09.70	400m: 4:35.79	1:11.11	600m: 6:56.39	1:10.95	800m: 9:13.71	1:07.64	
8.	KAMINSKI Karl						03 SSF Bonn	9:20.50	524
	100m: 1:03.82	1:03.82	300m: 3:24.08	1:10.78	500m: 5:47.21	1:11.09	700m: 8:10.19	1:11.29	
	200m: 2:13.30	1:09.48	400m: 4:36.12	1:12.04	600m: 6:58.90	1:11.69	800m: 9:20.50	1:10.31	



FLNS
LuxembourgFédération Luxembourgeoise
de Natation et de Sauvetage

LUXEMBOURG

LET'S MAKE IT HAPPEN

21st Luxembourg Euro Meet 2019
Luxembourg, 25th - 27th January 2019

Event 111 26.01.2019 - 18:10	Women, 50m Breaststroke sponsored by: Andreasen				Open Results Finals
Meet Record	30.90	MEILUTYTE Ruta	LTU	Luxembourg	19.01.2013
World Record	29.40	KING Lillia C	USA	Budapest (HUN)	30.07.2017
European Record	29.48	MEILUTYTE Ruta	LTU	Barcelona (ESP)	03.08.2013

Points: FINA 2018

Rank		YB		Time	Pts	
Final A						
1.	CARRARO Martina	93	Italian Swimming Federation	30.70	878	MR
2.	ELENDT Anna	01	Hessischer Schwimm-Verband	31.39	821	
3.	CASTIGLIONI Arianna	97	Italian Swimming Federation	31.65	801	
4.	STEIGER Jessica	92	VFL Gladbeck 1921	31.88	784	
5.	VAN DROFFELAAR Anna	04	KNZB-OC	32.35	750	
6.	TEDESCHI Sofia	97	Tiro a Volo Nuoto	32.39	747	
7.	BLOMSTERBERG Thea	02	Denmark Junior	32.44	744	
8.	SCARCELLA Ilaria	93	C.C. Aniene	32.53	738	
9.	RUHNAU Alice	95	SG Essen	32.61	732	
10.	METZ Rosey	01	KNZB-OC	33.18	695	
Final B						
11.	BROEKHOVEN Lana	03	Plymouth Leander SC	32.98	708	
12.	VAN ROON Valerie	98	KNZB	33.04	704	
13.	PALLESEN Victoria Haahr	02	Denmark Junior	33.05	703	
14.	HUBER Annika	03	VFL Sindelfingen	33.07	702	
15.	MEAD Amy	02	Derventio Excel	33.48	677	
16.	MAZZONI Samanta	01	Polisportiva Comunale Riccione	33.65	666	
17.	JUNG Maike	02	Swimteam Heddos	33.85	655	
18.	KOEHORST Britta	03	KNZB-OC	33.87	654	
19.	VETTER Chiara	01	TSG Backnang	34.00	646	
20.	FLETCHER Cira	98	Nova Centurion SC	34.90	597	





Fédération Luxembourgeoise
de Natation et de Sauvetage




21st Luxembourg Euro Meet 2019
Luxembourg, 25th - 27th January 2019

Event 112	Men, 50m Breaststroke				Open
26.01.2019 - 18:14	sponsored by: Häremillen				Results Finals
Meet Record	26.94	PEATY Adam	GBR	Luxembourg	27.01.2018
World Record	25.95	PEATY Adam	GBR	Budapest (HUN)	25.07.2017
European Record	25.95	PEATY Adam	GBR	Budapest (HUN)	25.07.2017

Points: FINA 2018

Rank	YB		Time	Pts
Final A				
1.	99	MARTINENGHI Nicolo Italian Swimming Federation	27.16	872
2.	88	SCOZZOLI Fabio Italian Swimming Federation	27.45	844
3.	95	KAMMINGA Arno KNZB	27.94	801
4.	89	TITENIS Giedrius Lithuanian Swimming Federation	28.04	792
5.	98	GREVE Philip Farum	28.25	775
6.	98	STRILETS Ivan Ukrainian Swimming Federation	28.34	767
7.	00	PETRASHOV Denis Kyrgyz Republic Swimming Federation	28.98	717
8.	00	MATZERATH Lucas Hessischer Schwimm-Verband	29.04	713
9.	98	LEWIS James Swim Wales	29.11	708
10.	00	BRYAN Connor Swim Wales	29.20	701
Final B				
11.	98	MOORE Andrew UCD Swim Team	28.99	717
12.	99	WILLIM Yannis Merlin SG Bayer	29.31	694
13.	97	KUEHLING Alexander SG Bayer	29.56	676
14.	03	ZHURAVEL Nazar WKS Slask	29.61	673
15.	02	MARINOV Petar SV Nikar Heidelberg	29.81	659
16.	99	KONZ Alexander SG Bayer	29.98	648
17.	95	SCHERER Roman Plymouth Leander SC	30.01	646
18.	01	SCHULZ Sebastian SGS Hamburg	30.13	638
19.	01	VAN DEN BOSSCHE Yann Fed. Luxembourgeoise de Natation	30.26	630
20.	85	BAARS Mark Rotterdam Swimming (SG)	30.30	628





Fédération Luxembourgeoise
de Natation et de Sauvetage



21st Luxembourg Euro Meet 2019
Luxembourg, 25th - 27th January 2019

Event 113 26.01.2019 - 18:18	Women, 50m Backstroke sponsored by: Novotel				Open Results Finals
Meet Record	27.75	DAVIES Georgia	GBR	Luxembourg	28.01.2018
World Record	27.06	ZHAO Jing	CHN	Rome (ITA)	30.07.2009
European Record	27.21	DAVIES Georgia	GBR	Glasgow (GBR)	04.08.2018

Points: FINA 2018

Rank		YB		Time	Pts
Final A					
1.	SCALIA Silvia	95	Italian Swimming Federation	28.04	898
2.	DAVIS Georgia	90	Energy Standard	28.12	891
3.	KUBOVA Simona	91	Slavie Chomutov	28.37	867
4.	PILHATSCH Caroline	99	AT Graz	28.54	852
5.	SJOESTROM Sarah	93	Energy Standard	28.69	839
6.	HOSSZU Katinka	89	Iron Swim	28.96	815
7.	KOST Nina	95	Schwimmclub Uster Wallisellen	29.22	794
8.	FORSS Trine	03	Team West	29.46	774
9.	MENSING Jenny	86	Hessischer Schwimm-Verband	29.58	765
10.	FERRAIOLI Erika	86	Italian Swimming Federation	29.96	736
Final B					
11.	WOLTER Celine	04	Dresdner SC 1898 e.V.	29.56	767
12.	ASPRISSI Karen	02	Team Insubrika	29.86	744
13.	SMITS Jade	01	Brabo Zwemclub Antwerpen	29.96	736
14.	PARUSCIO Letizia	96	C.C. Aniene	30.48	699
15.	SOERENSEN Karoline	02	Denmark Junior	30.52	696
16.	PALMUND Liva	02	Denmark Junior	30.78	679
17.	PATEL Maana	00	Glenmark Aquatic Foundation	30.85	674
18.	NAFFAH Marie	00	SU Agen	31.17	654
19.	NUNES Chefanja	01	KNZB-OC	31.25	649
20.	SLEVIN Mia	03	Swim England East Midlands	31.84	613





Fédération Luxembourgeoise
de Natation et de Sauvetage

LUXEMBOURG

LET'S MAKE IT HAPPEN

21st Luxembourg Euro Meet 2019
Luxembourg, 25th - 27th January 2019

Event 114	Men, 50m Backstroke				Open
26.01.2019 - 18:22	sponsored by: Novotel				Results Finals
Meet Record	25.16	KOPELEV Jonatan	ISR	Luxembourg	29.01.2012
Meet Record	25.16	CHRISTOU Apostolos	GRE	Luxembourg	27.01.2017
World Record	24.00	KOLESNIKOV Kliment	RUS	Glasgow (GBR)	04.08.2018
European Record	24.00	KOLESNIKOV Kliment	RUS	Glasgow (GBR)	04.08.2018

Points: FINA 2018

Rank		YB		Time	Pts	
Final A						
1.	GLINTA Robert-Andrei	97	Romania	24.83	907	MR
2.	KAS'YAN Bogdan	97	Ukrainian Swimming Federation	25.89	800	
3.	UL'YANOV Nikita	94	Russia Ugra	26.00	790	
4.	MANNES Max	97	Fed. Luxembourgeoise de Natation	26.42	753	
5.	JAKUPSSON Magnus	94	Farum	26.49	747	
6.	DULONDEL Louis	98	Vikings de Rouen	26.54	743	
7.	ZIEMANN Felix	97	SC Wiesbaden 1911	26.91	712	
8.	MORA Lorenzo	98	Ass. Amici Del Nuoto Vigili Del Fuoco	26.97	708	
9.	BELLAY Mathieu	97	Vikings de Rouen	27.12	696	
10.	LOEWEL Lukas	90	Hessischer Schwimm-Verband	27.19	691	
Final B						
11.	PERKS Sam	02	Plymouth Leander SC	27.27	685	
12.	PEDERSEN Nicklas Oestman	02	Denmark Junior	27.33	680	
13.	BROCK Marc	00	SG Essen	27.37	677	
14.	FOELDHAZI David	95	Iron Swim	27.45	671	
15.	VAN WESTERING Kai	03	Collectif Nouvelle-Aquitaine	27.49	668	
16.	JODIN Mateo	01	FFN Ouest	27.58	662	
17.	ZLATIC Lazar	94	Iron Swim	27.62	659	
18.	VALENTI Thomas	02	Polisportiva Comunale Riccione	27.71	652	
19.	TRUMPA Adrian	00	SG Poseidon Eppelheim	27.74	650	
20.	GRUNERT Paul	02	Schwimmverein Mannheim	27.75	650	





Fédération Luxembourgeoise
de Natation et de Sauvetage



21st Luxembourg Euro Meet 2019
Luxembourg, 25th - 27th January 2019

Event 115 26.01.2019 - 18:27	Women, 200m Freestyle sponsored by: Loterie Nationale				Open Results Finals
Meet Record	1:56.81	HOSSZU Katinka	HUN	Luxembourg	30.01.2016
World Record	1:52.98	PELLEGRINI Federica	ITA	Rome (ITA)	29.07.2009
European Record	1:52.98	PELLEGRINI Federica	ITA	Rome (ITA)	29.07.2009

Points: FINA 2018

Rank	YB	Time	Pts	50m	100m	150m	200m	
Final A								
1.	MROZINSKI Julia 00	SGS Hamburg	1:59.40	847	28.10	58.75	1:29.67	1:59.40
2.	SJOESTROM Sarah 93	Energy Standard	1:59.59	843	27.74	57.81	1:28.63	1:59.59
3.	FOOS Reva 93	Hessischer Schwimm-Verband	1:59.78	839	28.69	59.03	1:29.74	1:59.78
4.	UGOLKOVA Maria 89	Schwimmclub Uster Wallisellen	1:59.80	838	28.33	58.73	1:29.51	1:59.80
5.	MASSON Rachel-Louise 95	Edinburgh University	2:02.98	775	28.24	59.69	1:31.42	2:02.98
6.	VERRASZTO Evelyn 89	Team Hungary	2:03.01	774	28.76	59.88	1:31.40	2:03.01
7.	SLEVIN Mia 03	Swim England East Midlands	2:03.18	771	30.09	1:01.28	1:32.61	2:03.18
8.	HOLDEN Polly 99	Nova Centurion SC	2:03.76	760	29.80	1:01.24	1:32.94	2:03.76
9.	OLIVIER Monique 98	Fed. Luxembourgeoise de Natation	2:03.93	757	29.54	1:00.75	1:32.80	2:03.93
10.	EBBESSEN Elisabeth Sab02	Denmark Junior	2:05.88	722	28.59	1:00.06	1:32.75	2:05.88
Final B								
11.	OSRIN Honey 03	Plymouth Leander SC	2:03.83	759	29.47	1:01.48	1:33.35	2:03.83
12.	COLBERT Freya 04	Swim England East Midlands	2:04.16	753	29.38	1:00.95	1:32.96	2:04.16
13.	CABON Lean 02	FFN Ouest	2:04.54	746	29.52	1:01.50	1:33.79	2:04.54
14.	RAMATELLI Giulia 00	Tiro a Volo Nuoto	2:04.85	741	30.13	1:01.64	1:33.59	2:04.85
15.	GLENISTER Michaella 02	Swim England East Midlands	2:04.87	740	29.28	1:00.90	1:33.11	2:04.87
16.	MALUKA Ieva 03	BJSS Ridzene DSN	2:05.07	737	29.27	1:00.71	1:32.78	2:05.07
17.	RICCI Nicole 04	Swimming Luxembourg	2:05.72	725	29.31	1:00.05	1:32.87	2:05.72
18.	BORRA Giulia 01	Team Insubrika	2:07.42	697	29.68	1:01.46	1:34.33	2:07.42
19.	LE BRIS Clara 03	FFN Ouest	2:07.58	694	29.60	1:01.40	1:34.32	2:07.58
20.	PECHINI Monica 03	Dimensione Nuoto	2:10.71	645	29.57	1:01.65	1:35.96	2:10.71





Fédération Luxembourgeoise
de Natation et de Sauvetage

LUXEMBOURG

LET'S MAKE IT HAPPEN

21st Luxembourg Euro Meet 2019
Luxembourg, 25th - 27th January 2019

Event 116

26.01.2019 - 18:32

Men, 200m Freestyle

sponsored by: Loterie Nationale

Open

Results Finals

Meet Record	1:46.10	STJEPANOVIC Velimir	SRB	Luxembourg	30.01.2016
World Record	1:42.00	BIEDERMANN Paul	GER	Rome (ITA)	28.07.2009
European Record	1:42.00	BIEDERMANN Paul	GER	Rome (ITA)	28.07.2009

Points: FINA 2018

Rank		YB		Time	Pts	50m	100m	150m	200m
Final A									
1.	ZELLMANN Poul	95	SG Essen	1:48.81	823	25.76	53.27	1:21.04	1:48.81
2.	KOLESNIKOV Kliment	00	Moscow Club	1:49.48	808	24.89	52.25	1:20.62	1:49.48
3.	MIROSLAW Rafael	01	SG HT16 Hamburg	1:49.86	800	25.88	53.44	1:21.80	1:49.86
4.	DUBININ Vladimir	99	Moscow Club	1:50.17	793	25.90	53.60	1:21.92	1:50.17
5.	ZHIKHAREV Petr	99	Youth of Moscow	1:50.69	782	26.14	55.05	1:23.61	1:50.69
6.	ZIRK Gregor	99	Energy Standard	1:50.74	781	25.61	53.70	1:22.16	1:50.74
7.	HEIDTMANN Jacob	94	Swim-Team Elmshorn	1:51.08	774	26.06	53.73	1:22.13	1:51.08
8.	FLOHR Julius	95	Hessischer Schwimm-Verband	1:52.08	753	26.51	54.87	1:23.54	1:52.08
9.	MAKSUMOV Ernest	97	Moscow Club	1:52.24	750	26.70	55.28	1:24.35	1:52.24
10.	HANSEN Andreas	00	Denmark Senior	1:52.38	747	26.19	54.91	1:24.10	1:52.38
Final B									
11.	RAZZETTI Alberto	99	Italian Swimming Federation	1:51.16	772	26.09	54.38	1:22.98	1:51.16
12.	GADGAARD Mikkel	99	Denmark Senior	1:52.06	754	26.02	53.94	1:22.86	1:52.06
13.	SALVAN Hadrien	97	Stade de Vanves	1:52.42	746	26.34	54.61	1:23.75	1:52.42
14.	NOWOSAD Max	95	SG Neukoelln e.V. Berlin	1:52.77	739	25.93	53.71	1:23.23	1:52.77
15.	KISZCZAK Jakub	00	WKS Slask	1:52.84	738	26.05	54.73	1:24.23	1:52.84
16.	FABIANI Remi	01	Fed. Luxembourgeoise de Natation	1:53.54	725	26.18	54.86	1:24.05	1:53.54
17.	KNIPPING Arjan	94	PSV	1:53.83	719	26.53	55.29	1:24.51	1:53.83
18.	JAWORSKI Szymon	01	WKS Slask	1:54.34	709	26.20	54.72	1:24.61	1:54.34
19.	DUDAS Daniel	94	Iron Swim	1:55.75	684	26.68	55.60	1:25.83	1:55.75
20.	STACCHIOTTI Raphael	92	Fed. Luxembourgeoise de Natation	1:55.84	682	26.22	55.02	1:24.71	1:55.84





Fédération Luxembourgeoise
de Natation et de Sauvetage

LUXEMBOURG

LET'S MAKE IT HAPPEN

21st Luxembourg Euro Meet 2019
Luxembourg, 25th - 27th January 2019

Event 117 Women, 100m Butterfly Open
26.01.2019 - 18:50 sponsored by: SEO Results Finals

Meet Record	56.77	SJOESTROEM Sarah	SWE	Luxembourg	28.01.2018
World Record	55.48	SJOESTROEM Sarah	SWE	Rio (BRA)	07.08.2016
European Record	55.48	SJOESTROEM Sarah	SWE	Rio (BRA)	07.08.2016

Points: FINA 2018

Rank	YB		Time	Pts	50m	100m
Final A						
1.	90	Italian Swimming Federation	58.47	854	27.99	58.47
2.	93	Italian Swimming Federation	58.72	843	27.62	58.72
3.	89	Iron Swim	59.15	825	28.25	59.15
4.	96	Team Hungary	59.35	816	27.73	59.35
5.	99	Plymouth Leander SC	59.63	805	27.70	59.63
6.	98	KNZB	59.73	801	28.13	59.73
7.	93	Energy Standard	1:00.04	789	27.77	1:00.04
8.	98	SG Essen	1:00.76	761	28.22	1:00.76
9.	04	Plymouth Leander SC	1:01.19	745	28.79	1:01.19
10.	00	Aalborg Svoemmeklub	1:01.29	741	28.75	1:01.29
Final B						
11.	89	Schwimmclub Uster Wallisellen	1:00.92	755	28.73	1:00.92
12.	01	Denmark Senior	1:01.03	751	29.47	1:01.03
13.	01	VFL Gladbeck 1921	1:01.60	730	28.54	1:01.60
14.	03	Swim England East Midlands	1:01.76	724	29.09	1:01.76
15.	02	Swim Wales	1:02.22	708	30.16	1:02.22
16.	03	SC Wiesbaden 1911	1:02.33	705	29.31	1:02.33
17.	02	Swim Wales	1:02.52	698	29.07	1:02.52
18.	02	Team Insubrika	1:03.19	676	29.32	1:03.19
19.	02	FFN Ouest	1:04.38	639	29.77	1:04.38
20.	01	KNZB-OC	1:05.17	616	29.57	1:05.17





Fédération Luxembourgeoise
de Natation et de Sauvetage



21st Luxembourg Euro Meet 2019
Luxembourg, 25th - 27th January 2019

Event 118
26.01.2019 - 18:54

Men, 100m Butterfly
sponsored by: SEO

Open
Results Finals

Meet Record	51.40	CSEH Laszlo	HUN	Luxembourg	31.01.2016
World Record	49.82	PHELPS Michael	USA	Rome (ITA)	01.08.2009
European Record	49.95	CAVIC Milorad	SRB	Rome (ITA)	01.08.2009

Points: FINA 2018

Rank	YB		Time	Pts	50m	100m
Final A						
1.	BURDISSO Frederico	01 Italian Swimming Federation	52.78	841	24.52	52.78
2.	GOOSEN Mathys	96 KNZB	52.98	831	24.69	52.98
3.	RIVOLTA Matteo	91 Italian Swimming Federation	53.56	804	24.95	53.56
4.	TROIANOVSKIYI Ihor	02 Ukrainian Swimming Federation	53.74	796	25.58	53.74
5.	KOPTIELOV Yevhen	93 Ukrainian Swimming Federation	53.97	786	25.29	53.97
6.	VERLINDEN Joeri	88 PSV	54.07	782	26.06	54.07
7.	RAZZETTI Alberto	99 Italian Swimming Federation	54.29	772	25.26	54.29
8.	ZORZETTO Devid	00 Tiro a Volo Nuoto	54.36	769	25.42	54.36
9.	ZIRK Kregor	99 Energy Standard	54.47	765	25.52	54.47
10.	FILDEBRANDT Christoph	89 SSG Saar Max Ritter	56.57	683	26.12	56.57
Final B						
11.	BICZO Bence	93 Team Hungary	54.69	755	25.74	54.69
12.	CHIRICO Luca	99 Team Insubrika	55.00	743	25.62	55.00
13.	REDEMANN Fleming	00 SG Essen	55.14	737	26.15	55.14
14.	KHLOPTSOV Andrii	98 Ukrainian Swimming Federation	55.49	723	26.88	55.49
15.	KAMMANN Bjoern	01 AMTV-FTV Hamburg	55.76	713	26.12	55.76
16.	BEELEY Tom	99 Plymouth Leander SC	55.83	710	26.46	55.83
17.	NICKELSEN Rasmus	03 Denmark Junior	56.01	703	25.91	56.01
18.	SCHALLER Moritz	00 SG Bayer	56.12	699	26.03	56.12
19.	DUDAS Daniel	94 Iron Swim	59.68	581	27.56	59.68
DNS	HIGGINS John	95 UCD Swim Team				





Fédération Luxembourgeoise
de Natation et de Sauvetage



21st Luxembourg Euro Meet 2019
Luxembourg, 25th - 27th January 2019

Event 119
26.01.2019 - 18:59

Women, 200m Breaststroke
sponsored by: SEO

Open
Results Finals

Meet Record	2:25.32	RENSHAW Molly	GBR	Luxembourg	28.01.2017
World Record	2:19.11	PEDERSEN Rikke Moeller	DEN	Barcelona (ESP)	01.08.2013
European Record	2:19.11	PEDERSEN Rikke Moeller	DEN	Barcelona (ESP)	01.08.2013

Points: FINA 2018

Rank		YB		Time	Pts	50m	100m	150m	200m
Final A									
1.	BLOMSTERBERG Thea	02	Denmark Junior	2:27.30	842	33.62	1:10.97	1:48.47	2:27.30
2.	STEIGER Jessica	92	VFL Gladbeck 1921	2:28.92	815	34.01	1:11.36	1:49.97	2:28.92
3.	HERKLE Kim	03	SV Cannstatt 1898 e.V.	2:31.13	779	33.88	1:12.68	1:51.75	2:31.13
4.	HOSSZU Katinka	89	Iron Swim	2:31.64	772	34.38	1:12.91	1:52.42	2:31.64
5.	ELENDT Anna	01	Hessischer Schwimm-Verband	2:32.85	753	34.87	1:14.00	1:53.56	2:32.85
6.	STAUDINGER Sara	99	Schwimmclub Uster Wallisellen	2:34.32	732	35.90	1:14.35	1:55.02	2:34.32
7.	SCARCELLA Ilaria	93	C.C. Aniene	2:35.63	714	35.09	1:15.06	1:54.88	2:35.63
8.	DUPONT Zia	02	FFN Ouest	2:37.22	692	35.52	1:15.52	1:56.20	2:37.22
9.	SCHIMMEL Hilja	03	Team West	2:38.00	682	35.79	1:15.55	1:56.55	2:38.00
10.	BROEKHOVEN Lana	03	Plymouth Leander SC	2:40.02	656	34.90	1:14.81	1:57.27	2:40.02
Final B									
11.	MAZZONI Samanta	01	Polisportiva Comunale Riccione	2:35.67	713	35.31	1:14.85	1:54.65	2:35.67
12.	JUNG Maike	02	Swimteam Heddos	2:38.04	681	35.65	1:15.95	1:56.92	2:38.04
13.	METZ Rosey	01	KNZB-OC	2:38.55	675	35.53	1:16.69	1:57.34	2:38.55
14.	COLBERT Freya	04	Swim England East Midlands	2:38.83	671	37.15	1:17.65	1:58.68	2:38.83
15.	FLETCHER Cira	98	Nova Centurion SC	2:39.36	665	36.92	1:17.53	1:58.84	2:39.36
16.	FRANQUINET Ambre	04	Liege Mosan	2:39.63	661	35.86	1:16.69	1:58.12	2:39.63
17.	BARREAU Laure	02	FFN Ouest	2:39.84	659	36.13	1:16.44	1:58.02	2:39.84
18.	DAVIES Erin	03	Swim Wales	2:40.50	651	36.38	1:16.72	1:59.44	2:40.50
19.	KOOP Marina	00	VFL Gladbeck 1921	2:41.08	644	35.72	1:16.51	1:58.39	2:41.08
20.	DUUS Mia Steen	01	Denmark Senior	2:41.51	638	36.18	1:16.97	1:59.41	2:41.51





Fédération Luxembourgeoise
de Natation et de Sauvetage



21st Luxembourg Euro Meet 2019
Luxembourg, 25th - 27th January 2019

Event 120 26.01.2019 - 19:04	Men, 200m Breaststroke				Open
	sponsored by: Loterie Nationale				Results Finals
Meet Record	2:07.69	KOCH Marco	GER	Luxembourg	30.01.2016
World Record	2:06.67	WATANABE Ippei	JPN	Tokyo (JPN)	29.01.2017
European Record	2:06.80	CHUPKOV Anton	RUS	Glasgow (GBR)	06.08.2018

Points: FINA 2018

Rank	YB	Time	Pts	50m	100m	150m	200m	
Final A								
1.	KOCH Marco	90 Hessischer Schwimm-Verband	2:09.69	931	29.81	1:03.10	1:36.63	2:09.69
2.	KAMMINGA Arno	95 KNZB	2:11.46	894	29.98	1:03.83	1:37.93	2:11.46
3.	PILGER Maximilian	96 SG Essen	2:12.99	864	29.85	1:03.76	1:38.29	2:12.99
4.	KOPTIELOV Mykyta	99 Ukrainian Swimming Federation	2:13.84	847	29.74	1:03.38	1:38.20	2:13.84
5.	STRILETS Ivan	98 Ukrainian Swimming Federation	2:13.97	845	30.34	1:04.52	1:39.01	2:13.97
6.	CHILLINGWORTH Adam	97 Plymouth Leander SC	2:16.19	804	32.15	1:05.91	1:41.79	2:16.19
7.	TITENIS Giedrius	89 Lithuanian Swimming Federation	2:17.55	780	30.92	1:05.90	1:41.19	2:17.55
8.	KNIPPING Arjan	94 PSV	2:18.04	772	31.36	1:06.30	1:41.99	2:18.04
9.	WILLIM Yannis Merlin	99 SG Bayer	2:18.52	764	31.22	1:06.47	1:42.54	2:18.52
DSQ	VERRASZTO David	88 Team Hungary						

B1 - more than one single butterfly kick before the first breaststroke kick (SW 7.1) (Time: 19:10)

Final B								
11.	SHEMBEREV Maksym	93 Azerbaijan	2:17.11	788	30.90	1:05.42	1:40.77	2:17.11
12.	KRYZHANIVSKYI Rostyslav	04 Ukrainian Swimming Federation	2:17.94	774	31.64	1:08.12	1:43.61	2:17.94
13.	PETRASHOV Denis	00 Kyrgyz Republic Swimming Federation	2:18.62	763	31.52	1:07.05	1:42.56	2:18.62
14.	MARTINENGHI Nicolo	99 Italian Swimming Federation	2:18.77	760	28.95	1:03.82	1:40.89	2:18.77
15.	KUEHLING Alexander	97 SG Bayer	2:19.65	746	31.13	1:06.94	1:42.88	2:19.65
16.	MATZERATH Lucas	00 Hessischer Schwimm-Verband	2:19.98	741	31.73	1:07.57	1:43.66	2:19.98
17.	MANETSCH Lucas	96 Schwimmclub Uster Wallisellen	2:20.33	735	33.28	1:08.81	1:45.50	2:20.33
18.	KOST Tim Dennis	02 SV Nikar Heidelberg	2:21.73	713	32.55	1:08.73	1:45.78	2:21.73
19.	CHUNG YEE Jonathan	98 SG HT16 Hamburg	2:22.85	697	32.29	1:08.16	1:45.21	2:22.85
20.	TKACHUK Maksim	03 Lutsk	2:23.01	694	31.80	1:07.93	1:45.00	2:23.01





Fédération Luxembourgeoise
de Natation et de Sauvetage



21st Luxembourg Euro Meet 2019
Luxembourg, 25th - 27th January 2019

Event 121 26.01.2019 - 19:16	Women, 50m Freestyle sponsored by: Arena				Open Results Finals
Meet Record	24.01	SJOESTROEM Sarah	SWE	Luxembourg	28.01.2017
World Record	23.67	SJOESTROEM Sarah	SWE	Budapest (HUN)	29.07.2017
European Record	23.67	SJOESTROEM Sarah	SWE	Budapest (HUN)	29.07.2017

Points: FINA 2018

Rank		YB		Time	Pts
Final A					
1.	SJOESTROM Sarah	93	Energy Standard	24.65	885
2.	KOST Nina	95	Schwimmclub Uster Wallisellen	25.40	809
3.	FERRAIOLI Erika	86	Italian Swimming Federation	25.50	799
4.	DI PIETRO Silvia	93	Italian Swimming Federation	25.71	780
5.	VAN ROON Valerie	98	KNZB	25.81	771
6.	STEIGER Jessica	92	VFL Gladbeck 1921	26.10	745
7.	PROUFF Faustine	88	Stade de Vanves	26.25	733
8.	BARRETT Karoline	02	Denmark Junior	26.33	726
9.	VAN NUNEN Sam	01	PSV	26.57	707
10.	EBBESSEN Elisabeth Sabroe	02	Denmark Junior	26.64	701
Final B					
11.	MROZINSKI Julia	00	SGS Hamburg	25.89	764
12.	PILHATSCH Caroline	99	AT Graz	26.13	743
13.	MALUKA Ieva	03	BJSS Ridzene DSN	26.51	711
14.	KUBOVA Simona	91	Slavie Chomutov	26.53	710
15.	YENDELL Sophie	02	Swim England East Midlands	26.57	707
16.	ALLISON Megan	02	Swim Wales	26.82	687
17.	BORRA Giulia	01	Team Insubrika	26.83	686
18.	RICCI Nicole	04	Swimming Luxembourg	26.90	681
19.	KLEYBOLDT Rosalie	03	SC Wiesbaden 1911	26.97	676
20.	MORIN Tilde	02	Team West	27.30	651



FLNS
LuxembourgFédération Luxembourgeoise
de Natation et de Sauvetage

LUXEMBOURG

LET'S MAKE IT HAPPEN

21st Luxembourg Euro Meet 2019
Luxembourg, 25th - 27th January 2019Event 122
26.01.2019 - 19:20Men, 50m Freestyle
sponsored by: ArenaOpen
Results Finals

Meet Record	21.89	PROUD Ben	GBR	Luxembourg	27.01.2018
World Record	20.91	CIELO Cesar	BRA	Sao Paulo (BRA)	18.12.2009
European Record	20.94	BOUSQUET Frederick	FRA	Montpellier (FRA)	26.04.2009

Points: FINA 2018

Rank		YB		Time	Pts	
Final A						
1.	PROUD Ben	94	Energy Standard	21.71	893	MR
2.	SHEVTSOV Sergii	98	Energy Standard	22.40	813	
3.	PUTS Jesse	94	KNZB	22.54	798	
4.	MIRESSI Alessandro	98	Italian Swimming Federation	22.75	776	
5.	DUBININ Vladimir	99	Moscow Club	22.94	757	
6.	BUKHOV Vladyslav	02	Ukrainian Swimming Federation	22.96	755	
7.	AERENTS Jasper	92	Brugse Zwem- & Reddingskring	22.98	753	
8.	DOTTO Luca	90	Italian Swimming Federation	23.27	725	
9.	FILDEBRANDT Christoph	89	SSG Saar Max Ritter	23.34	719	
10.	BAARS Jeroen	92	Rotterdam Swimming (SG)	23.52	702	
Final B						
11.	HENX Julien	95	Fed. Luxembourgeoise de Natation	23.34	719	
12.	EMO Jerome	00	Herstalnatation	23.38	715	
13.	DINE MOREIRA Orhan	98	EN Tours	23.43	710	
14.	CHRISTENSEN Kevin Witt	95	Farum	23.44	709	
15.	FABIANI Remi	01	Fed. Luxembourgeoise de Natation	23.58	697	
16.	VERHOEVEN Thomas	97	Rotterdam Swimming (SG)	23.72	685	
17.	MIROSLAW Rafael	01	SG HT16 Hamburg	23.85	673	
18.	NIANE Abdoul	88	AS Monaco	23.87	672	
19.	MITCHELL Stefano	99	Plymouth Leander SC	24.03	658	
20.	SCHUBERT Georg	01	Dresdner SC 1898 e.V.	24.22	643	





Fédération Luxembourgeoise
de Natation et de Sauvetage

21st Luxembourg Euro Meet 2019
Luxembourg, 25th - 27th January 2019



Event 25	Mixed, 4 x 100m Freestyle				Open
26.01.2019 - 19:36	sponsored by: FLNS				Results
Meet Record	3:34.44	Badischer Schwimm-Verband	GER	Luxembourg	30.01.2016
World Record	3:19.60	United States	USA	Budapest (HUN)	29.07.2017
European Record	3:21.81	Netherlands	NED	Budapest (HUN)	29.07.2017

Points: FINA 2018

Rank					Time	Pts		
1.	SG Essen 1	SG Essen			3:38.57	761		
	REDEMANN Fleming	+0.69	25.48	52.42	RUHNAU Alice	+0.39	27.70	59.04
	ZELLMANN Poul	+0.14	24.21	50.58	HOEPINK Lisa	+0.28	26.82	56.53
2.	FFN Ouest 1	FFN Ouest			3:40.33	743		
	SOULARD Nathanael	+0.73	25.45	53.07	INGOGLIA Joanne	+0.51	27.69	58.40
	THENU Maxime	+0.31	25.38	52.63	CABON Lean	+0.37	27.26	56.23
3.	Team Hungary 1	Team Hungary			3:41.06	736		
	BICZO Bence	+0.66	25.56	52.73	VERRASZTO Evelyn	+0.31	27.50	57.29
	VERRASZTO David	+0.62	25.78	53.25	SZILAGYI Liliána	+0.32	27.33	57.79
4.	Swim England East Midlands 2	Swim England East Midlands			3:41.57	731		
	SAVAGE Daniel	+0.67	25.00	52.60	SLEVIN Mia	+0.43	27.46	56.86
	BEAMER Thomas	+0.46	26.24	54.84	WIZARD Betsy	+0.26	27.21	57.27
5.	Féd. Luxembourgeoise de Natation 1	Fed. Luxembourgeoise de Natation			3:41.59	730		
	STACCHIOTTI Raphael	+0.64	24.92	51.88	BANKY Jacqueline	+0.58	27.53	58.66
	HENX Julien	+0.67	25.88	53.62	OLIVIER Monique	+0.43	27.88	57.43
6.	KNZB-OC 1	KNZB-OC			3:42.01	726		
	MELLEMA Berjen	+0.71	25.01	52.01	KOEHORST Britta	+0.15	27.67	58.10
	STOLK Ivo	+0.16	25.68	54.41	SPIERING Femke	+0.18	27.38	57.49
7.	SC Wiesbaden 1911 1	SC Wiesbaden 1911			3:43.05	716		
	ZIEMANN Felix	+0.68	25.28	52.53	KLEYBOLDT Rosalie	+0.36	27.40	57.07
	AX Joel	+0.33	25.25	52.85	ERHART Samira Svea	+0.20	28.22	1:00.60
8.	Polisportiva Comunale Riccione 1	Polisportiva Comunale Riccione			3:44.21	705		
	ANDREINI Luca	+0.64	25.87	53.90	MAZZONI Samanta	+0.03	27.36	57.15
	VALENTI Thomas	-0.03	24.99	52.90	RICCHI Aurora	+0.25	28.69	1:00.26
9.	Aalborg Svoemmeklub 1	Aalborg Svoemmeklub			3:44.51	702		
	BLANCH Nicolas	+0.68	25.60	53.21	OTTESEN Camilla	+0.16	27.52	58.04
	FROST Oliver Noergaard	+0.32	26.22	54.72	BAERENTSEN Amalie	+0.39	27.97	58.54
10.	Féd. Luxembourgeoise de Natation 2	Fed. Luxembourgeoise de Natation			3:45.93	689		
	SAUBER Bob	+0.70	25.69	52.84	PETERS Emma	+0.39	28.44	1:00.36
	FABIANI Remi	+0.31	24.92	52.63	PEREZ-GARCIA Maria	+0.34	28.70	1:00.10
11.	Team West 1	Team West			3:46.03	688		
	RUDQVIST Samuel	+0.69	26.42	54.79	FORSS Trine	+0.52	27.91	58.85
	OLSSON Melker	+0.42	25.95	53.92	ASTEDT Sofia	+0.53	28.30	58.47
12.	Swim England East Midlands 1	Swim England East Midlands			3:46.23	686		
	POOLE Charlie	+0.63	25.72	52.99	GLENISTER Michaela	+0.81	28.35	59.28
	PLOWMAN Archie	+0.39	26.49	55.48	COLBERT Freya	+0.57	28.08	58.48
13.	FFN Ouest 2	FFN Ouest			3:46.54	683		
	PICOCHÉ Louis	+0.63	25.97	54.60	SAUDRAIS Svetlana	+0.65	28.95	1:00.54
	JODIN Mateo	+0.23	25.78	53.67	LE BRIS Clara	+0.57	27.67	57.73
14.	KNZB-OC 2	KNZB-OC			3:47.30	677		
	VAN DEN HEUVEL Quinn	+0.72	26.21	55.10	TANIS Elise	+0.29	27.40	58.24
	STREEFLAND Keanu	+0.32	26.41	55.25	VAN DROFFELAAR Anna	+0.16	27.67	58.71





Fédération Luxembourgeoise
de Natation et de Sauvetage



21st Luxembourg Euro Meet 2019
Luxembourg, 25th - 27th January 2019

Event 25, Mixed, 4 x 100m Freestyle, Open

Rank					Time	Pts	
15.	SSG Saar Max Ritter 1				3:48.37	667	
	FILDEBRANDT Christoph	+0.68	25.10	51.12	+0.56	29.50	1:01.87
	WERNER Nick	+0.59	26.42	55.47	+0.30	28.35	59.91
16.	EN Tours 1				3:49.05	661	
	DINE MOREIRA Orhan	+0.60	24.88	52.09	+0.47	25.51	53.69
	LISTRAT Charlotte	+0.51	29.59	1:01.97	+0.47	29.37	1:01.30
17.	Team West 2				3:50.57	648	
	ARVIDSSON Anton	+0.64	25.54	54.50	+0.31	28.10	1:00.38
	JEDEL Christopher	+0.23	26.87	56.16	+0.51	28.39	59.53
18.	Swim Team Lucerne 1				4:01.12	567	
	SCHMIDIGER Ian	+0.79	27.06	57.37	+0.32	29.42	1:01.94
	NAEF Marcel	+0.20	27.73	59.93	+0.34	29.89	1:01.88
DNS	UCD Swim Team 1					UCD Swim Team	





Fédération Luxembourgeoise
de Natation et de Sauvetage

21st Luxembourg Euro Meet 2019
Luxembourg, 25th - 27th January 2019



5 - Sunday morning

27.01.2019 - 8:00

Event 26 Women, 400m Freestyle 2005 and older
27.01.2019 - 8:00 sponsored by: Cactus Results Prelim

Meet Record	4:07.94	BELMONTE Mireia	ESP	Luxembourg	31.01.2016
World Record	3:56.46	LEDECKY Kathleen	USA	Rio (BRA)	07.08.2016
European Record	3:59.15	PELLEGRINI Federica	ITA	Rome (ITA)	26.07.2009

Open 18 +: 4:42.20 / Junior 16 - 17: 4:51.00 / Youth 14 - 15: 4:58.00

Points: FINA 2018

Rank			YB					Time	Pts	
Open										
1.	HOLDEN Polly		99	Nova Centurion SC				4:17.07	778 Q	
	50m:	30.32 30.32	150m:	1:34.84 32.63	250m:	2:40.15 32.81	350m:	3:45.19 32.51		
	100m:	1:02.21 31.89	200m:	2:07.34 32.50	300m:	3:12.68 32.53	400m:	4:17.07 31.88		
2.	VILLESEN Katrine Bukh		00	Aalborg Svoemmeklub				4:19.28	758 Q	
	50m:	29.79 29.79	150m:	1:35.22 32.87	250m:	2:41.20 32.69	350m:	3:47.33 33.29		
	100m:	1:02.35 32.56	200m:	2:08.51 33.29	300m:	3:14.04 32.84	400m:	4:19.28 31.95		
3.	HOSSZU Katinka		89	Iron Swim				4:19.29	758 Q	
	50m:	29.26 29.26	150m:	1:35.03 33.09	250m:	2:41.80 33.29	350m:	3:47.81 32.92		
	100m:	1:01.94 32.68	200m:	2:08.51 33.48	300m:	3:14.89 33.09	400m:	4:19.29 31.48		
4.	GLENISTER Michaella		02	Swim England East Midlands				4:20.73	745 Q	
	50m:	30.20 30.20	150m:	1:35.05 32.77	250m:	2:41.25 33.03	350m:	3:47.77 33.12		
	100m:	1:02.28 32.08	200m:	2:08.22 33.17	300m:	3:14.65 33.40	400m:	4:20.73 32.96		
5.	MROZINSKI Julia		00	SGS Hamburg				4:23.69	721 Q	
	50m:	28.89 28.89	150m:	1:34.56 33.24	250m:	2:40.78 33.29	350m:	3:49.23 34.57		
	100m:	1:01.32 32.43	200m:	2:07.49 32.93	300m:	3:14.66 33.88	400m:	4:23.69 34.46		
6.	WIZARD Betsy		03	Swim England East Midlands				4:25.32	707 Q	
	50m:	30.11 30.11	150m:	1:36.98 33.53	250m:	2:43.92 33.38	350m:	3:51.53 33.64		
	100m:	1:03.45 33.34	200m:	2:10.54 33.56	300m:	3:17.89 33.97	400m:	4:25.32 33.79		
7.	COLBERT Freya		04	Swim England East Midlands				4:25.49	706 Q	
	50m:	30.77 30.77	150m:	1:38.55 33.97	250m:	2:46.18 33.51	350m:	3:52.79 32.94		
	100m:	1:04.58 33.81	200m:	2:12.67 34.12	300m:	3:19.85 33.67	400m:	4:25.49 32.70		
8.	STEPHENS Laura		99	Plymouth Leander SC				4:25.78	704 Q	
	50m:	29.93 29.93	150m:	1:35.74 33.06	250m:	2:42.64 33.63	350m:	3:51.82 34.86		
	100m:	1:02.68 32.75	200m:	2:09.01 33.27	300m:	3:16.96 34.32	400m:	4:25.78 33.96		
9.	OLIVIER Monique		98	Fed. Luxembourgeoise de Natation				4:26.01	702 Q	
	50m:	30.22 30.22	150m:	1:37.50 33.97	250m:	2:45.52 33.78	350m:	3:53.45 33.79		
	100m:	1:03.53 33.31	200m:	2:11.74 34.24	300m:	3:19.66 34.14	400m:	4:26.01 32.56		
10.	ELLIOTT Maisie		03	Swim England East Midlands				4:26.92	695 Q	
	50m:	30.42 30.42	150m:	1:37.73 33.89	250m:	2:45.92 34.00	350m:	3:54.38 33.96		
	100m:	1:03.84 33.42	200m:	2:11.92 34.19	300m:	3:20.42 34.50	400m:	4:26.92 32.54		
11.	WILKE Franka		02	Plymouth Leander SC				4:28.96	679 R	
	50m:	30.85 30.85	150m:	1:38.51 34.19	250m:	2:47.76 34.57	350m:	3:56.18 33.88		
	100m:	1:04.32 33.47	200m:	2:13.19 34.68	300m:	3:22.30 34.54	400m:	4:28.96 32.78		
12.	SLEVIN Mia		03	Swim England East Midlands				4:29.87	672 R	
	50m:	31.14 31.14	150m:	1:39.34 34.60	250m:	2:48.59 34.59	350m:	3:57.15 34.03		
	100m:	1:04.74 33.60	200m:	2:14.00 34.66	300m:	3:23.12 34.53	400m:	4:29.87 32.72		





Fédération Luxembourgeoise
de Natation et de Sauvetage

LUXEMBOURG

LET'S MAKE IT HAPPEN

21st Luxembourg Euro Meet 2019
Luxembourg, 25th - 27th January 2019

Event 26, Women, 400m Freestyle, Prelim, Open

Rank				YB				Time	Pts			
13.	DUUS Mia Steen			01	Denmark Senior			4:29.91	672 R			
	50m:	30.64	30.64	150m:	1:37.84	33.71	250m:	2:46.61	34.41	350m:	3:56.36	34.77
	100m:	1:04.13	33.49	200m:	2:12.20	34.36	300m:	3:21.59	34.98	400m:	4:29.91	33.55
14.	SZILAGYI Liliana			96	Team Hungary			4:30.38	668 R			
	50m:	30.57	30.57	150m:	1:38.70	34.37	250m:	2:48.21	34.58	350m:	3:57.03	34.35
	100m:	1:04.33	33.76	200m:	2:13.63	34.93	300m:	3:22.68	34.47	400m:	4:30.38	33.35
15.	PETERSEN Sofie Theophil			03	Denmark Junior			4:30.39	668			
	50m:	30.42	30.42	150m:	1:39.29	34.67	250m:	2:48.68	34.69	350m:	3:57.52	34.45
	100m:	1:04.62	34.20	200m:	2:13.99	34.70	300m:	3:23.07	34.39	400m:	4:30.39	32.87
16.	FREEMAN Sophie			04	Plymouth Leander SC			4:30.49	668			
	50m:	30.63	30.63	150m:	1:37.52	34.02	250m:	2:46.27	34.48	350m:	3:56.35	35.19
	100m:	1:03.50	32.87	200m:	2:11.79	34.27	300m:	3:21.16	34.89	400m:	4:30.49	34.14
17.	PECHINI Monica			03	Dimensione Nuoto			4:30.60	667			
	50m:	30.59	30.59	150m:	1:39.40	34.76	250m:	2:49.30	34.65	350m:	3:58.14	33.54
	100m:	1:04.64	34.05	200m:	2:14.65	35.25	300m:	3:24.60	35.30	400m:	4:30.60	32.46
18.	MERKLE Bettina			89	Neckarsulmer Sport-Union			4:30.73	666			
	50m:	31.25	31.25	150m:	1:39.75	34.58	250m:	2:48.97	34.28	350m:	3:57.78	34.17
	100m:	1:05.17	33.92	200m:	2:14.69	34.94	300m:	3:23.61	34.64	400m:	4:30.73	32.95
19.	GUERRATO Gaia			01	Team Insubrika			4:31.02	664			
	50m:	30.87	30.87	150m:	1:38.68	34.07	250m:	2:47.14	34.08	350m:	3:56.79	34.05
	100m:	1:04.61	33.74	200m:	2:13.06	34.38	300m:	3:22.74	35.60	400m:	4:31.02	34.23
20.	JOMINET Lou			05	Fed. Luxembourgeoise de Natation			4:31.77	658			
	50m:	30.71	30.71	150m:	1:38.87	34.61	250m:	2:48.93	35.21	350m:	3:58.73	34.79
	100m:	1:04.26	33.55	200m:	2:13.72	34.85	300m:	3:23.94	35.01	400m:	4:31.77	33.04
21.	VAN DER MAST Marij			00	PSV			4:31.81	658			
	50m:	31.41	31.41	150m:	1:40.55	34.90	250m:	2:49.24	34.01	350m:	3:58.10	34.31
	100m:	1:05.65	34.24	200m:	2:15.23	34.68	300m:	3:23.79	34.55	400m:	4:31.81	33.71
22.	HARISBOURE Ambre			04	Collectif Nouvelle-Aquitaine			4:31.86	658			
	50m:	31.45	31.45	150m:	1:39.78	34.48	250m:	2:49.34	34.72	350m:	3:58.88	34.65
	100m:	1:05.30	33.85	200m:	2:14.62	34.84	300m:	3:24.23	34.89	400m:	4:31.86	32.98
23.	SMITS Jade			01	Brabo Zwemclub Antwerpen			4:31.94	657			
	50m:	30.46	30.46	150m:	1:38.68	34.54	250m:	2:47.94	34.74	350m:	3:58.17	34.94
	100m:	1:04.14	33.68	200m:	2:13.20	34.52	300m:	3:23.23	35.29	400m:	4:31.94	33.77
	CABON Lean			02	FFN Ouest			4:31.94	657			
	50m:	30.58	30.58	150m:	1:38.55	34.25	250m:	2:48.31	34.88	350m:	3:58.24	34.72
	100m:	1:04.30	33.72	200m:	2:13.43	34.88	300m:	3:23.52	35.21	400m:	4:31.94	33.70
25.	RIJKHOFF Lisa			01	Aalborg Svoemmeklub			4:32.11	656			
	50m:	31.44	31.44	150m:	1:40.05	34.47	250m:	2:50.08	35.20	350m:	3:59.30	34.64
	100m:	1:05.58	34.14	200m:	2:14.88	34.83	300m:	3:24.66	34.58	400m:	4:32.11	32.81
26.	WEGRZYNOWSKA Aleksandra			01	WKS Slask			4:33.50	646			
	50m:	30.52	30.52	150m:	1:39.52	34.52	250m:	2:49.46	34.90	350m:	3:59.24	34.49
	100m:	1:05.00	34.48	200m:	2:14.56	35.04	300m:	3:24.75	35.29	400m:	4:33.50	34.26
27.	HANQUET Marion			01	Team West			4:33.74	644			
	50m:	31.29	31.29	150m:	1:40.12	34.59	250m:	2:50.03	34.79	350m:	4:00.30	34.94
	100m:	1:05.53	34.24	200m:	2:15.24	35.12	300m:	3:25.36	35.33	400m:	4:33.74	33.44





Fédération Luxembourgeoise
de Natation et de Sauvetage

LUXEMBOURG

LET'S MAKE IT HAPPEN

21st Luxembourg Euro Meet 2019
Luxembourg, 25th - 27th January 2019

Event 26, Women, 400m Freestyle, Prelim, Open

Rank	YB						Time	Pts
28.	DANY Rebecca 01 SSF Bonn						4:34.45	639
	50m: 31.02	31.02	150m: 1:39.53	34.71	250m: 2:49.42	35.06	350m: 4:00.24	35.00
	100m: 1:04.82	33.80	200m: 2:14.36	34.83	300m: 3:25.24	35.82	400m: 4:34.45	34.21
29.	DE ANGELIS Alessia 03 Dimensione Nuoto						4:34.76	637
	50m: 31.30	31.30	150m: 1:39.96	34.72	250m: 2:49.77	34.63	350m: 4:00.25	34.45
	100m: 1:05.24	33.94	200m: 2:15.14	35.18	300m: 3:25.80	36.03	400m: 4:34.76	34.51
30.	GADE Jackie 98 Aalborg Svoemmeklub						4:36.23	627
	50m: 31.46	31.46	150m: 1:40.63	34.62	250m: 2:50.89	35.08	350m: 4:01.55	35.11
	100m: 1:06.01	34.55	200m: 2:15.81	35.18	300m: 3:26.44	35.55	400m: 4:36.23	34.68
31.	SWEGBARK Ida 00 Team West						4:37.23	620
	50m: 31.43	31.43	150m: 1:40.10	34.49	250m: 2:49.96	35.03	350m: 4:02.12	36.56
	100m: 1:05.61	34.18	200m: 2:14.93	34.83	300m: 3:25.56	35.60	400m: 4:37.23	35.11
32.	SPIERING Femke 02 KNZB-OC						4:37.48	618
	50m: 30.83	30.83	150m: 1:40.11	34.92	250m: 2:51.18	35.60	350m: 4:02.76	35.66
	100m: 1:05.19	34.36	200m: 2:15.58	35.47	300m: 3:27.10	35.92	400m: 4:37.48	34.72
33.	AZIROVIC Nina Sophie 03 Hessischer Schwimm-Verband						4:37.91	615
	50m: 31.35	31.35	150m: 1:40.78	35.09	250m: 2:52.00	35.78	350m: 4:03.80	35.40
	100m: 1:05.69	34.34	200m: 2:16.22	35.44	300m: 3:28.40	36.40	400m: 4:37.91	34.11
34.	RENIER Aurora 03 Dimensione Nuoto						4:38.03	615
	50m: 31.43	31.43	150m: 1:39.26	34.83	250m: 2:51.65	36.53	350m: 4:03.80	36.06
	100m: 1:04.43	33.00	200m: 2:15.12	35.86	300m: 3:27.74	36.09	400m: 4:38.03	34.23
35.	COLBERT Molly 01 Nova Centurion SC						4:38.22	613
	50m: 31.40	31.40	150m: 1:41.44	35.64	250m: 2:52.79	35.66	350m: 4:03.67	35.02
	100m: 1:05.80	34.40	200m: 2:17.13	35.69	300m: 3:28.65	35.86	400m: 4:38.22	34.55
36.	KUZNETCOVA Kseniia 03 Youth of Moscow						4:38.52	611
	50m: 31.44	31.44	150m: 1:42.03	35.95	250m: 2:53.26	35.59	350m: 4:04.82	36.12
	100m: 1:06.08	34.64	200m: 2:17.67	35.64	300m: 3:28.70	35.44	400m: 4:38.52	33.70
37.	LOVELL Madison 04 Swim Wales						4:38.64	611
	50m: 30.99	30.99	150m: 1:41.04	34.99	250m: 2:52.02	35.61	350m: 4:03.31	35.66
	100m: 1:06.05	35.06	200m: 2:16.41	35.37	300m: 3:27.65	35.63	400m: 4:38.64	35.33
38.	BROEGGER-ANDERSEN Camilla 02 Aalborg Svoemmeklub						4:38.88	609
	50m: 31.48	31.48	150m: 1:41.72	35.36	250m: 2:53.10	35.66	350m: 4:04.55	35.61
	100m: 1:06.36	34.88	200m: 2:17.44	35.72	300m: 3:28.94	35.84	400m: 4:38.88	34.33
39.	SOBIK Zuzanna 02 WKS Slask						4:39.29	606
	50m: 31.42	31.42	150m: 1:42.07	35.74	250m: 2:53.54	35.75	350m: 4:04.94	35.86
	100m: 1:06.33	34.91	200m: 2:17.79	35.72	300m: 3:29.08	35.54	400m: 4:39.29	34.35
40.	CEPECK Lea 02 EN Tours						4:41.02	595
	50m: 31.85	31.85	150m: 1:42.04	35.35	250m: 2:54.14	35.77	350m: 4:06.25	36.01
	100m: 1:06.69	34.84	200m: 2:18.37	36.33	300m: 3:30.24	36.10	400m: 4:41.02	34.77
41.	BRAGINA Lada 99 Russia Ugra						4:41.87	590
	50m: 31.07	31.07	150m: 1:40.59	35.44	250m: 2:52.06	36.14	350m: 4:05.97	37.21
	100m: 1:05.15	34.08	200m: 2:15.92	35.33	300m: 3:28.76	36.70	400m: 4:41.87	35.90
42.	LITVINOV Isabell 01 SSG Pforzheim						4:42.22	588 *
	50m: 31.20	31.20	150m: 1:42.02	35.81	250m: 2:54.40	36.22	350m: 4:07.47	36.56
	100m: 1:06.21	35.01	200m: 2:18.18	36.16	300m: 3:30.91	36.51	400m: 4:42.22	34.75





Fédération Luxembourgeoise
de Natation et de Sauvetage

LUXEMBOURG

LET'S MAKE IT HAPPEN

21st Luxembourg Euro Meet 2019
Luxembourg, 25th - 27th January 2019

Event 26, Women, 400m Freestyle, Prelim, Open

Rank					YB					Time	Pts	
43.	ROSE Rianne				05	Hessischer Schwimm-Verband				4:42.77	584	
	50m:	31.60	31.60	150m:	1:41.60	35.62	250m:	2:53.53	36.09	350m:	4:06.74	36.98
	100m:	1:05.98	34.38	200m:	2:17.44	35.84	300m:	3:29.76	36.23	400m:	4:42.77	36.03
44.	CORNISH Emily				04	Plymouth Leander SC				4:43.62	579	
	50m:	31.43	31.43	150m:	1:42.94	36.22	250m:	2:56.32	36.70	350m:	4:09.57	36.36
	100m:	1:06.72	35.29	200m:	2:19.62	36.68	300m:	3:33.21	36.89	400m:	4:43.62	34.05
45.	ERHART Samira Svea				99	SC Wiesbaden 1911				4:43.70	579 *	
	50m:	31.56	31.56	150m:	1:41.96	35.67	250m:	2:54.46	36.31	350m:	4:08.15	36.56
	100m:	1:06.29	34.73	200m:	2:18.15	36.19	300m:	3:31.59	37.13	400m:	4:43.70	35.55
46.	MEKHTOUB Jade				04	CD54 Natation				4:43.77	578	
	50m:	32.52	32.52	150m:	1:44.23	36.10	250m:	2:55.79	35.47	350m:	4:09.54	36.82
	100m:	1:08.13	35.61	200m:	2:20.32	36.09	300m:	3:32.72	36.93	400m:	4:43.77	34.23
47.	GRUNDKE Leonie				03	Dresdner Delphine e.V.				4:44.20	575	
	50m:	32.05	32.05	150m:	1:44.05	36.40	250m:	2:57.90	37.08	350m:	4:10.38	35.96
	100m:	1:07.65	35.60	200m:	2:20.82	36.77	300m:	3:34.42	36.52	400m:	4:44.20	33.82
48.	LISTRAT Charlotte				04	EN Tours				4:44.31	575	
	50m:	32.11	32.11	150m:	1:43.14	35.74	250m:	2:55.86	36.29	350m:	4:09.11	36.85
	100m:	1:07.40	35.29	200m:	2:19.57	36.43	300m:	3:32.26	36.40	400m:	4:44.31	35.20
49.	GERTH Lilli				04	TSV Bad Saulgau				4:44.63	573	
	50m:	31.55	31.55	150m:	1:40.65	34.80	250m:	2:52.89	36.53	350m:	4:07.65	37.30
	100m:	1:05.85	34.30	200m:	2:16.36	35.71	300m:	3:30.35	37.46	400m:	4:44.63	36.98
50.	BJERG Martha				04	Aarhus Swim				4:44.91	571	
	50m:	31.97	31.97	150m:	1:42.91	35.90	250m:	2:56.14	36.86	350m:	4:09.83	36.82
	100m:	1:07.01	35.04	200m:	2:19.28	36.37	300m:	3:33.01	36.87	400m:	4:44.91	35.08
51.	SCHOEN Valentina				02	SSG Saar Max Ritter				4:45.77	566	
	50m:	32.46	32.46	150m:	1:44.50	36.21	250m:	2:57.82	36.74	350m:	4:11.39	36.48
	100m:	1:08.29	35.83	200m:	2:21.08	36.58	300m:	3:34.91	37.09	400m:	4:45.77	34.38
52.	GUTH Regina				05	SC Neustadt/Weinstr.				4:45.86	565	
	50m:	31.46	31.46	150m:	1:43.03	36.02	250m:	2:56.21	36.80	350m:	4:10.14	36.75
	100m:	1:07.01	35.55	200m:	2:19.41	36.38	300m:	3:33.39	37.18	400m:	4:45.86	35.72
53.	SCHELZEL Sira				03	TSG Backnang				4:46.42	562	
	50m:	32.15	32.15	150m:	1:44.12	36.36	250m:	2:57.56	36.80	350m:	4:11.69	37.10
	100m:	1:07.76	35.61	200m:	2:20.76	36.64	300m:	3:34.59	37.03	400m:	4:46.42	34.73
54.	BELLATRECCIA Chiara				04	Dimensione Nuoto				4:47.92	553	
	50m:	32.13	32.13	150m:	1:43.91	36.70	250m:	2:58.18	37.08	350m:	4:12.80	37.53
	100m:	1:07.21	35.08	200m:	2:21.10	37.19	300m:	3:35.27	37.09	400m:	4:47.92	35.12
55.	FEYEN Charlotte				03	Brabo Zwemclub Antwerpen				4:48.50	550	
	50m:	32.00	32.00	150m:	1:43.85	35.76	250m:	2:58.08	37.28	350m:	4:12.85	36.96
	100m:	1:08.09	36.09	200m:	2:20.80	36.95	300m:	3:35.89	37.81	400m:	4:48.50	35.65
56.	KLEIN Mona				03	SG Neuss				4:49.33	545	
	50m:	32.10	32.10	150m:	1:44.08	36.14	250m:	2:57.57	36.69	350m:	4:12.48	37.28
	100m:	1:07.94	35.84	200m:	2:20.88	36.80	300m:	3:35.20	37.63	400m:	4:49.33	36.85
57.	PELLEAU Ines				04	FFN Ouest				4:49.77	543	
	50m:	31.67	31.67	150m:	1:43.58	36.58	250m:	2:58.24	37.35	350m:	4:13.31	37.28
	100m:	1:07.00	35.33	200m:	2:20.89	37.31	300m:	3:36.03	37.79	400m:	4:49.77	36.46





Fédération Luxembourgeoise
de Natation et de Sauvetage

LUXEMBOURG

LET'S MAKE IT HAPPEN

21st Luxembourg Euro Meet 2019
Luxembourg, 25th - 27th January 2019

Event 26, Women, 400m Freestyle, Prelim, Open

Rank		YB						Time	Pts
58.	SOERENSEN Emilie Wolf	03	Aarhus Swim					4:49.79	543
	50m: 33.31 33.31	150m: 1:45.53 36.49	250m: 2:59.56 36.83	350m: 4:13.87 37.04					
	100m: 1:09.04 35.73	200m: 2:22.73 37.20	300m: 3:36.83 37.27	400m: 4:49.79 35.92					
59.	HARTMANN Luisa	04	SC Neustadt/Weinstr.					4:51.24	535
	50m: 32.70 32.70	150m: 1:46.70 37.60	250m: 3:01.19 36.95	350m: 4:16.07 37.29					
	100m: 1:09.10 36.40	200m: 2:24.24 37.54	300m: 3:38.78 37.59	400m: 4:51.24 35.17					
60.	HEIERHOFF Hannah	03	SC Wiesbaden 1911					4:51.89	531 *
	50m: 32.33 32.33	150m: 1:44.21 36.63	250m: 2:58.92 37.54	350m: 4:15.07 38.03					
	100m: 1:07.58 35.25	200m: 2:21.38 37.17	300m: 3:37.04 38.12	400m: 4:51.89 36.82					
61.	PREHN Yvonne	05	SSG Pforzheim					4:53.12	524
	50m: 31.65 31.65	150m: 1:45.27 37.33	250m: 3:01.14 38.13	350m: 4:17.41 38.22					
	100m: 1:07.94 36.29	200m: 2:23.01 37.74	300m: 3:39.19 38.05	400m: 4:53.12 35.71					
62.	GUARNACCIA Soledad	03	Club Nautique du Val de Fensch					4:53.23	524 *
	50m: 32.30 32.30	150m: 1:45.10 36.83	250m: 2:59.24 37.18	350m: 4:15.48 38.45					
	100m: 1:08.27 35.97	200m: 2:22.06 36.96	300m: 3:37.03 37.79	400m: 4:53.23 37.75					
63.	VETTER Nele	03	Schwimm-Team Bingerbrueck					4:55.52	512 *
	50m: 31.88 31.88	150m: 1:44.85 37.42	250m: 3:01.13 38.35	350m: 4:18.01 38.61					
	100m: 1:07.43 35.55	200m: 2:22.78 37.93	300m: 3:39.40 38.27	400m: 4:55.52 37.51					
64.	FORSON Zaira	05	Ghana Swimming					4:56.67	506
	50m: 32.65 32.65	150m: 1:46.25 37.04	250m: 3:01.98 37.79	350m: 4:18.93 38.37					
	100m: 1:09.21 36.56	200m: 2:24.19 37.94	300m: 3:40.56 38.58	400m: 4:56.67 37.74					
65.	BAFFO Maria Rachele	04	Dimensione Nuoto					4:56.83	505
	50m: 32.05 32.05	150m: 1:46.23 38.11	250m: 3:02.82 38.24	350m: 4:19.31 38.21					
	100m: 1:08.12 36.07	200m: 2:24.58 38.35	300m: 3:41.10 38.28	400m: 4:56.83 37.52					
66.	WOLFF Jolina	05	VFL Gladbeck 1921					4:57.60	501
	50m: 32.64 32.64	150m: 1:46.89 37.59	250m: 3:02.83 37.84	350m: 4:19.92 39.01					
	100m: 1:09.30 36.66	200m: 2:24.99 38.10	300m: 3:40.91 38.08	400m: 4:57.60 37.68					
67.	PAPE Hannah	03	1. Paderborner SV					5:02.49	477 *
	50m: 32.17 32.17	150m: 1:46.33 38.35	250m: 3:04.55 39.10	350m: 4:24.28 39.47					
	100m: 1:07.98 35.81	200m: 2:25.45 39.12	300m: 3:44.81 40.26	400m: 5:02.49 38.21					
DNS	MORGAN Elena	02	Swim Wales						
DNS	MANOLARAS Laura	03	TSG Backnang						
DNS	WALLERIUS Theresa	03	SG Rhein-Mosel						
WDR	PIERRON Marie	01	CD54 Natation						

Junior

1.	GLENISTER Michaela	02	Swim England East Midlands					4:20.73	745 Q
	50m: 30.20 30.20	150m: 1:35.05 32.77	250m: 2:41.25 33.03	350m: 3:47.77 33.12					
	100m: 1:02.28 32.08	200m: 2:08.22 33.17	300m: 3:14.65 33.40	400m: 4:20.73 32.96					
2.	WIZARD Betsy	03	Swim England East Midlands					4:25.32	707 Q
	50m: 30.11 30.11	150m: 1:36.98 33.53	250m: 2:43.92 33.38	350m: 3:51.53 33.64					
	100m: 1:03.45 33.34	200m: 2:10.54 33.56	300m: 3:17.89 33.97	400m: 4:25.32 33.79					
3.	ELLIOTT Maisie	03	Swim England East Midlands					4:26.92	695 Q
	50m: 30.42 30.42	150m: 1:37.73 33.89	250m: 2:45.92 34.00	350m: 3:54.38 33.96					
	100m: 1:03.84 33.42	200m: 2:11.92 34.19	300m: 3:20.42 34.50	400m: 4:26.92 32.54					





Fédération Luxembourgeoise
de Natation et de Sauvetage



21st Luxembourg Euro Meet 2019
Luxembourg, 25th - 27th January 2019

Event 26, Women, 400m Freestyle, Prelim, Junior

Rank	YB				Time	Pts
4.	WILKE Franka 02 Plymouth Leander SC				4:28.96	679 R
	50m: 30.85	30.85	150m: 1:38.51	34.19	250m: 2:47.76	34.57
	100m: 1:04.32	33.47	200m: 2:13.19	34.68	300m: 3:22.30	34.54
					350m: 3:56.18	33.88
					400m: 4:28.96	32.78
5.	SLEVIN Mia 03 Swim England East Midlands				4:29.87	672 R
	50m: 31.14	31.14	150m: 1:39.34	34.60	250m: 2:48.59	34.59
	100m: 1:04.74	33.60	200m: 2:14.00	34.66	300m: 3:23.12	34.53
					350m: 3:57.15	34.03
					400m: 4:29.87	32.72
6.	PETERSEN Sofie Theophil 03 Denmark Junior				4:30.39	668
	50m: 30.42	30.42	150m: 1:39.29	34.67	250m: 2:48.68	34.69
	100m: 1:04.62	34.20	200m: 2:13.99	34.70	300m: 3:23.07	34.39
					350m: 3:57.52	34.45
					400m: 4:30.39	32.87
7.	PECHINI Monica 03 Dimensione Nuoto				4:30.60	667
	50m: 30.59	30.59	150m: 1:39.40	34.76	250m: 2:49.30	34.65
	100m: 1:04.64	34.05	200m: 2:14.65	35.25	300m: 3:24.60	35.30
					350m: 3:58.14	33.54
					400m: 4:30.60	32.46
8.	CABON Lean 02 FFN Ouest				4:31.94	657
	50m: 30.58	30.58	150m: 1:38.55	34.25	250m: 2:48.31	34.88
	100m: 1:04.30	33.72	200m: 2:13.43	34.88	300m: 3:23.52	35.21
					350m: 3:58.24	34.72
					400m: 4:31.94	33.70
9.	DE ANGELIS Alessia 03 Dimensione Nuoto				4:34.76	637
	50m: 31.30	31.30	150m: 1:39.96	34.72	250m: 2:49.77	34.63
	100m: 1:05.24	33.94	200m: 2:15.14	35.18	300m: 3:25.80	36.03
					350m: 4:00.25	34.45
					400m: 4:34.76	34.51
10.	SPIERING Femke 02 KNZB-OC				4:37.48	618
	50m: 30.83	30.83	150m: 1:40.11	34.92	250m: 2:51.18	35.60
	100m: 1:05.19	34.36	200m: 2:15.58	35.47	300m: 3:27.10	35.92
					350m: 4:02.76	35.66
					400m: 4:37.48	34.72
11.	AZIROVIC Nina Sophie 03 Hessischer Schwimm-Verband				4:37.91	615
	50m: 31.35	31.35	150m: 1:40.78	35.09	250m: 2:52.00	35.78
	100m: 1:05.69	34.34	200m: 2:16.22	35.44	300m: 3:28.40	36.40
					350m: 4:03.80	35.40
					400m: 4:37.91	34.11
12.	RENIER Aurora 03 Dimensione Nuoto				4:38.03	615
	50m: 31.43	31.43	150m: 1:39.26	34.83	250m: 2:51.65	36.53
	100m: 1:04.43	33.00	200m: 2:15.12	35.86	300m: 3:27.74	36.09
					350m: 4:03.80	36.06
					400m: 4:38.03	34.23
13.	KUZNETCOVA Kseniia 03 Youth of Moscow				4:38.52	611
	50m: 31.44	31.44	150m: 1:42.03	35.95	250m: 2:53.26	35.59
	100m: 1:06.08	34.64	200m: 2:17.67	35.64	300m: 3:28.70	35.44
					350m: 4:04.82	36.12
					400m: 4:38.52	33.70
14.	BROEGGER-ANDERSEN Camilla 02 Aalborg Svoemmeklub				4:38.88	609
	50m: 31.48	31.48	150m: 1:41.72	35.36	250m: 2:53.10	35.66
	100m: 1:06.36	34.88	200m: 2:17.44	35.72	300m: 3:28.94	35.84
					350m: 4:04.55	35.61
					400m: 4:38.88	34.33
15.	SOBIAK Zuzanna 02 WKS Slask				4:39.29	606
	50m: 31.42	31.42	150m: 1:42.07	35.74	250m: 2:53.54	35.75
	100m: 1:06.33	34.91	200m: 2:17.79	35.72	300m: 3:29.08	35.54
					350m: 4:04.94	35.86
					400m: 4:39.29	34.35
16.	CEPECK Lea 02 EN Tours				4:41.02	595
	50m: 31.85	31.85	150m: 1:42.04	35.35	250m: 2:54.14	35.77
	100m: 1:06.69	34.84	200m: 2:18.37	36.33	300m: 3:30.24	36.10
					350m: 4:06.25	36.01
					400m: 4:41.02	34.77
17.	GRUNDKE Leonie 03 Dresdner Delphine e.V.				4:44.20	575
	50m: 32.05	32.05	150m: 1:44.05	36.40	250m: 2:57.90	37.08
	100m: 1:07.65	35.60	200m: 2:20.82	36.77	300m: 3:34.42	36.52
					350m: 4:10.38	35.96
					400m: 4:44.20	33.82
18.	SCHOEN Valentina 02 SSG Saar Max Ritter				4:45.77	566
	50m: 32.46	32.46	150m: 1:44.50	36.21	250m: 2:57.82	36.74
	100m: 1:08.29	35.83	200m: 2:21.08	36.58	300m: 3:34.91	37.09
					350m: 4:11.39	36.48
					400m: 4:45.77	34.38





Fédération Luxembourgeoise
de Natation et de Sauvetage

LUXEMBOURG

LET'S MAKE IT HAPPEN

21st Luxembourg Euro Meet 2019
Luxembourg, 25th - 27th January 2019

Event 26, Women, 400m Freestyle, Prelim, Junior

Rank			YB			Time			Pts
19.	SCHELZEL Sira		03	TSG Backnang		4:46.42			562
	50m:	32.15	32.15	150m:	1:44.12	36.36	250m:	2:57.56	36.80
	100m:	1:07.76	35.61	200m:	2:20.76	36.64	300m:	3:34.59	37.03
				350m:	4:11.69				37.10
				400m:	4:46.42				34.73
20.	FEYEN Charlotte		03	Brabo Zwemclub Antwerpen		4:48.50			550
	50m:	32.00	32.00	150m:	1:43.85	35.76	250m:	2:58.08	37.28
	100m:	1:08.09	36.09	200m:	2:20.80	36.95	300m:	3:35.89	37.81
				350m:	4:12.85				36.96
				400m:	4:48.50				35.65
21.	KLEIN Mona		03	SG Neuss		4:49.33			545
	50m:	32.10	32.10	150m:	1:44.08	36.14	250m:	2:57.57	36.69
	100m:	1:07.94	35.84	200m:	2:20.88	36.80	300m:	3:35.20	37.63
				350m:	4:12.48				37.28
				400m:	4:49.33				36.85
22.	SOERENSEN Emilie Wolf		03	Aarhus Swim		4:49.79			543
	50m:	33.31	33.31	150m:	1:45.53	36.49	250m:	2:59.56	36.83
	100m:	1:09.04	35.73	200m:	2:22.73	37.20	300m:	3:36.83	37.27
				350m:	4:13.87				37.04
				400m:	4:49.79				35.92
23.	HEIERHOFF Hannah		03	SC Wiesbaden 1911		4:51.89			531 *
	50m:	32.33	32.33	150m:	1:44.21	36.63	250m:	2:58.92	37.54
	100m:	1:07.58	35.25	200m:	2:21.38	37.17	300m:	3:37.04	38.12
				350m:	4:15.07				38.03
				400m:	4:51.89				36.82
24.	GUARNACCIA Soledad		03	Club Nautique du Val de Fensch		4:53.23			524 *
	50m:	32.30	32.30	150m:	1:45.10	36.83	250m:	2:59.24	37.18
	100m:	1:08.27	35.97	200m:	2:22.06	36.96	300m:	3:37.03	37.79
				350m:	4:15.48				38.45
				400m:	4:53.23				37.75
25.	VETTER Nele		03	Schwimm-Team Bingerbrueck		4:55.52			512 *
	50m:	31.88	31.88	150m:	1:44.85	37.42	250m:	3:01.13	38.35
	100m:	1:07.43	35.55	200m:	2:22.78	37.93	300m:	3:39.40	38.27
				350m:	4:18.01				38.61
				400m:	4:55.52				37.51
26.	PAPE Hannah		03	1. Paderborner SV		5:02.49			477 *
	50m:	32.17	32.17	150m:	1:46.33	38.35	250m:	3:04.55	39.10
	100m:	1:07.98	35.81	200m:	2:25.45	39.12	300m:	3:44.81	40.26
				350m:	4:24.28				39.47
				400m:	5:02.49				38.21
DNS	MORGAN Elena		02	Swim Wales					
DNS	MANOLARAS Laura		03	TSG Backnang					
DNS	WALLERIUS Theresa		03	SG Rhein-Mosel					

Youth

1.	COLBERT Freya		04	Swim England East Midlands		4:25.49			706 Q
	50m:	30.77	30.77	150m:	1:38.55	33.97	250m:	2:46.18	33.51
	100m:	1:04.58	33.81	200m:	2:12.67	34.12	300m:	3:19.85	33.67
				350m:	3:52.79				32.94
				400m:	4:25.49				32.70
2.	FREEMAN Sophie		04	Plymouth Leander SC		4:30.49			668
	50m:	30.63	30.63	150m:	1:37.52	34.02	250m:	2:46.27	34.48
	100m:	1:03.50	32.87	200m:	2:11.79	34.27	300m:	3:21.16	34.89
				350m:	3:56.35				35.19
				400m:	4:30.49				34.14
3.	JOMINET Lou		05	Fed. Luxembourgeoise de Natation		4:31.77			658
	50m:	30.71	30.71	150m:	1:38.87	34.61	250m:	2:48.93	35.21
	100m:	1:04.26	33.55	200m:	2:13.72	34.85	300m:	3:23.94	35.01
				350m:	3:58.73				34.79
				400m:	4:31.77				33.04
4.	HARISBOURE Ambre		04	Collectif Nouvelle-Aquitaine		4:31.86			658
	50m:	31.45	31.45	150m:	1:39.78	34.48	250m:	2:49.34	34.72
	100m:	1:05.30	33.85	200m:	2:14.62	34.84	300m:	3:24.23	34.89
				350m:	3:58.88				34.65
				400m:	4:31.86				32.98
5.	LOVELL Madison		04	Swim Wales		4:38.64			611
	50m:	30.99	30.99	150m:	1:41.04	34.99	250m:	2:52.02	35.61
	100m:	1:06.05	35.06	200m:	2:16.41	35.37	300m:	3:27.65	35.63
				350m:	4:03.31				35.66
				400m:	4:38.64				35.33
6.	ROSE Rianne		05	Hessischer Schwimm-Verband		4:42.77			584
	50m:	31.60	31.60	150m:	1:41.60	35.62	250m:	2:53.53	36.09
	100m:	1:05.98	34.38	200m:	2:17.44	35.84	300m:	3:29.76	36.23
				350m:	4:06.74				36.98
				400m:	4:42.77				36.03





Fédération Luxembourgeoise
de Natation et de Sauvetage

LUXEMBOURG

LET'S MAKE IT HAPPEN

21st Luxembourg Euro Meet 2019
Luxembourg, 25th - 27th January 2019

Event 26, Girls, 400m Freestyle, Prelim, Youth

Rank					YB					Time	Pts	
7.	CORNISH Emily				04	Plymouth Leander SC				4:43.62	579	
	50m:	31.43	31.43	150m:	1:42.94	36.22	250m:	2:56.32	36.70	350m:	4:09.57	36.36
	100m:	1:06.72	35.29	200m:	2:19.62	36.68	300m:	3:33.21	36.89	400m:	4:43.62	34.05
8.	MEKHTOUB Jade				04	CD54 Natation				4:43.77	578	
	50m:	32.52	32.52	150m:	1:44.23	36.10	250m:	2:55.79	35.47	350m:	4:09.54	36.82
	100m:	1:08.13	35.61	200m:	2:20.32	36.09	300m:	3:32.72	36.93	400m:	4:43.77	34.23
9.	LISTRAT Charlotte				04	EN Tours				4:44.31	575	
	50m:	32.11	32.11	150m:	1:43.14	35.74	250m:	2:55.86	36.29	350m:	4:09.11	36.85
	100m:	1:07.40	35.29	200m:	2:19.57	36.43	300m:	3:32.26	36.40	400m:	4:44.31	35.20
10.	GERTH Lilli				04	TSV Bad Saulgau				4:44.63	573	
	50m:	31.55	31.55	150m:	1:40.65	34.80	250m:	2:52.89	36.53	350m:	4:07.65	37.30
	100m:	1:05.85	34.30	200m:	2:16.36	35.71	300m:	3:30.35	37.46	400m:	4:44.63	36.98
11.	BJERG Martha				04	Aarhus Swim				4:44.91	571	
	50m:	31.97	31.97	150m:	1:42.91	35.90	250m:	2:56.14	36.86	350m:	4:09.83	36.82
	100m:	1:07.01	35.04	200m:	2:19.28	36.37	300m:	3:33.01	36.87	400m:	4:44.91	35.08
12.	GUTH Regina				05	SC Neustadt/Weinstr.				4:45.86	565	
	50m:	31.46	31.46	150m:	1:43.03	36.02	250m:	2:56.21	36.80	350m:	4:10.14	36.75
	100m:	1:07.01	35.55	200m:	2:19.41	36.38	300m:	3:33.39	37.18	400m:	4:45.86	35.72
13.	BELLATRECCIA Chiara				04	Dimensione Nuoto				4:47.92	553	
	50m:	32.13	32.13	150m:	1:43.91	36.70	250m:	2:58.18	37.08	350m:	4:12.80	37.53
	100m:	1:07.21	35.08	200m:	2:21.10	37.19	300m:	3:35.27	37.09	400m:	4:47.92	35.12
14.	PELLEAU Ines				04	FFN Ouest				4:49.77	543	
	50m:	31.67	31.67	150m:	1:43.58	36.58	250m:	2:58.24	37.35	350m:	4:13.31	37.28
	100m:	1:07.00	35.33	200m:	2:20.89	37.31	300m:	3:36.03	37.79	400m:	4:49.77	36.46
15.	HARTMANN Luisa				04	SC Neustadt/Weinstr.				4:51.24	535	
	50m:	32.70	32.70	150m:	1:46.70	37.60	250m:	3:01.19	36.95	350m:	4:16.07	37.29
	100m:	1:09.10	36.40	200m:	2:24.24	37.54	300m:	3:38.78	37.59	400m:	4:51.24	35.17
16.	PREHN Yvonne				05	SSG Pforzheim				4:53.12	524	
	50m:	31.65	31.65	150m:	1:45.27	37.33	250m:	3:01.14	38.13	350m:	4:17.41	38.22
	100m:	1:07.94	36.29	200m:	2:23.01	37.74	300m:	3:39.19	38.05	400m:	4:53.12	35.71
17.	FORSON Zaira				05	Ghana Swimming				4:56.67	506	
	50m:	32.65	32.65	150m:	1:46.25	37.04	250m:	3:01.98	37.79	350m:	4:18.93	38.37
	100m:	1:09.21	36.56	200m:	2:24.19	37.94	300m:	3:40.56	38.58	400m:	4:56.67	37.74
18.	BAFFO Maria Rachele				04	Dimensione Nuoto				4:56.83	505	
	50m:	32.05	32.05	150m:	1:46.23	38.11	250m:	3:02.82	38.24	350m:	4:19.31	38.21
	100m:	1:08.12	36.07	200m:	2:24.58	38.35	300m:	3:41.10	38.28	400m:	4:56.83	37.52
19.	WOLFF Jolina				05	VFL Gladbeck 1921				4:57.60	501	
	50m:	32.64	32.64	150m:	1:46.89	37.59	250m:	3:02.83	37.84	350m:	4:19.92	39.01
	100m:	1:09.30	36.66	200m:	2:24.99	38.10	300m:	3:40.91	38.08	400m:	4:57.60	37.68





Fédération Luxembourgeoise
de Natation et de Sauvetage

LUXEMBOURG

LET'S MAKE IT HAPPEN

21st Luxembourg Euro Meet 2019
Luxembourg, 25th - 27th January 2019

Event 27 27.01.2019 - 8:20	Men, 400m Freestyle sponsored by: Cactus				2004 and older Results Prelim
Meet Record	3:48.68	ROMANCHUK Mykhaylo	UKR	Luxembourg	28.01.2018
World Record	3:40.07	BIEDERMANN Paul	GER	Rome (ITA)	26.07.2009
European Record	3:40.07	BIEDERMANN Paul	GER	Rome (ITA)	26.07.2009
Open 19 +: 4:18.00 / Junior 17 - 18: 4:28.00 / Youth 15 - 16: 4:34.00					

Points: FINA 2018

Rank			YB					Time	Pts	
Open										
1.	ZELLMANN Poul		95	SG Essen				3:56.27	808 Q	
	50m:	27.28 27.28	150m:	1:26.30 29.74	250m:	2:26.28 29.92	350m:	3:26.91 30.46		
	100m:	56.56 29.28	200m:	1:56.36 30.06	300m:	2:56.45 30.17	400m:	3:56.27 29.36		
2.	ROMANCHUK Mykhaylo		96	Energy Standard				3:56.62	804 Q	
	50m:	28.28 28.28	150m:	1:28.54 30.10	250m:	2:28.71 30.01	350m:	3:27.96 29.39		
	100m:	58.44 30.16	200m:	1:58.70 30.16	300m:	2:58.57 29.86	400m:	3:56.62 28.66		
3.	MAKSUMOV Ernest		97	Moscow Club				3:58.27	787 Q	
	50m:	28.01 28.01	150m:	1:28.43 30.22	250m:	2:28.96 29.95	350m:	3:29.01 29.86		
	100m:	58.21 30.20	200m:	1:59.01 30.58	300m:	2:59.15 30.19	400m:	3:58.27 29.26		
4.	HEIDTMANN Jacob		94	Swim-Team Elmshorn				3:59.04	780 Q	
	50m:	27.51 27.51	150m:	1:27.12 30.24	250m:	2:27.59 30.15	350m:	3:28.93 30.85		
	100m:	56.88 29.37	200m:	1:57.44 30.32	300m:	2:58.08 30.49	400m:	3:59.04 30.11		
5.	ZIRK Kregor		99	Energy Standard				4:00.11	769 Q	
	50m:	27.62 27.62	150m:	1:28.72 30.90	250m:	2:30.46 31.01	350m:	3:31.63 30.53		
	100m:	57.82 30.20	200m:	1:59.45 30.73	300m:	3:01.10 30.64	400m:	4:00.11 28.48		
6.	VERRASZTO David		88	Team Hungary				4:00.30	768 Q	
	50m:	27.80 27.80	150m:	1:27.93 30.11	250m:	2:28.49 30.04	350m:	3:30.29 30.93		
	100m:	57.82 30.02	200m:	1:58.45 30.52	300m:	2:59.36 30.87	400m:	4:00.30 30.01		
7.	FROLOV Sergiy		92	Energy Standard				4:00.94	762 Q	
	50m:	28.70 28.70	150m:	1:30.30 30.67	250m:	2:31.67 30.49	350m:	3:31.72 29.89		
	100m:	59.63 30.93	200m:	2:01.18 30.88	300m:	3:01.83 30.16	400m:	4:00.94 29.22		
8.	SCHMIDT Danny		01	Hessischer Schwimm-Verband				4:01.03	761 Q	
	50m:	28.38 28.38	150m:	1:30.42 30.98	250m:	2:31.67 30.22	350m:	3:31.86 29.79		
	100m:	59.44 31.06	200m:	2:01.45 31.03	300m:	3:02.07 30.40	400m:	4:01.03 29.17		
9.	ZHIKHAREV Petr		99	Youth of Moscow				4:01.14	760 Q	
	50m:	28.67 28.67	150m:	1:30.48 30.74	250m:	2:31.53 30.45	350m:	3:32.22 30.17		
	100m:	59.74 31.07	200m:	2:01.08 30.60	300m:	3:02.05 30.52	400m:	4:01.14 28.92		
10.	BETH Silas		03	SG Bad Schwartau				4:02.27	749 Q	
	50m:	28.48 28.48	150m:	1:29.99 30.66	250m:	2:31.71 30.62	350m:	3:33.31 30.55		
	100m:	59.33 30.85	200m:	2:01.09 31.10	300m:	3:02.76 31.05	400m:	4:02.27 28.96		
11.	GIOVANNONI Ivan		02	Tiro a Volo Nuoto				4:02.46	747 R	
	50m:	28.38 28.38	150m:	1:30.66 31.09	250m:	2:33.15 30.93	350m:	3:33.81 29.61		
	100m:	59.57 31.19	200m:	2:02.22 31.56	300m:	3:04.20 31.05	400m:	4:02.46 28.65		
12.	BEELEY Tom		99	Plymouth Leander SC				4:03.31	739 R	
	50m:	27.51 27.51	150m:	1:28.69 31.00	250m:	2:31.11 31.45	350m:	3:33.42 31.05		
	100m:	57.69 30.18	200m:	1:59.66 30.97	300m:	3:02.37 31.26	400m:	4:03.31 29.89		
13.	GADGAARD Mikkel		99	Denmark Senior				4:03.40	739 R	
	50m:	28.51 28.51	150m:	1:30.82 30.92	250m:	2:31.62 30.29	350m:	3:33.51 31.28		
	100m:	59.90 31.39	200m:	2:01.33 30.51	300m:	3:02.23 30.61	400m:	4:03.40 29.89		





Fédération Luxembourgeoise
de Natation et de Sauvetage



21st Luxembourg Euro Meet 2019
Luxembourg, 25th - 27th January 2019

Event 27, Men, 400m Freestyle, Prelim, Open

Rank					YB					Time	Pts	
14.	HANSEN Andreas				00	Denmark Senior				4:03.92	734	R
	50m:	28.31	28.31	150m:	1:31.15	31.34	250m:	2:33.11	31.21	350m:	3:34.54	30.03
	100m:	59.81	31.50	200m:	2:01.90	30.75	300m:	3:04.51	31.40	400m:	4:03.92	29.38
15.	BERINGUE Raphael				01	CA Orsay				4:03.97	733	
	50m:	28.19	28.19	150m:	1:29.47	30.89	250m:	2:31.10	30.64	350m:	3:33.67	31.27
	100m:	58.58	30.39	200m:	2:00.46	30.99	300m:	3:02.40	31.30	400m:	4:03.97	30.30
16.	ANDERSEN Christoffer H.				02	Denmark Junior				4:04.65	727	
	50m:	28.14	28.14	150m:	1:29.35	30.89	250m:	2:32.23	31.53	350m:	3:35.18	31.48
	100m:	58.46	30.32	200m:	2:00.70	31.35	300m:	3:03.70	31.47	400m:	4:04.65	29.47
17.	ELLEGAARD Arthur Dalen				01	Denmark Junior				4:05.17	723	
	50m:	28.59	28.59	150m:	1:30.90	31.22	250m:	2:33.18	31.11	350m:	3:35.27	30.66
	100m:	59.68	31.09	200m:	2:02.07	31.17	300m:	3:04.61	31.43	400m:	4:05.17	29.90
18.	SCHMIDT Aaron				00	SG Neuss				4:05.21	722	
	50m:	27.89	27.89	150m:	1:29.02	30.80	250m:	2:31.06	31.08	350m:	3:34.63	31.79
	100m:	58.22	30.33	200m:	1:59.98	30.96	300m:	3:02.84	31.78	400m:	4:05.21	30.58
19.	HOUOT Jeremy				99	Vikings de Rouen				4:05.24	722	
	50m:	28.78	28.78	150m:	1:30.23	30.77	250m:	2:33.10	31.23	350m:	3:35.17	30.49
	100m:	59.46	30.68	200m:	2:01.87	31.64	300m:	3:04.68	31.58	400m:	4:05.24	30.07
20.	BRAUNBERGER Richard				00	Hessischer Schwimm-Verband				4:05.40	721	
	50m:	28.63	28.63	150m:	1:30.61	31.23	250m:	2:33.30	31.14	350m:	3:36.34	31.43
	100m:	59.38	30.75	200m:	2:02.16	31.55	300m:	3:04.91	31.61	400m:	4:05.40	29.06
21.	KISZCZAK Jakub				00	WKS Slask				4:05.51	720	
	50m:	28.40	28.40	150m:	1:31.82	32.22	250m:	2:35.18	31.32	350m:	3:36.95	30.53
	100m:	59.60	31.20	200m:	2:03.86	32.04	300m:	3:06.42	31.24	400m:	4:05.51	28.56
22.	NOWOSAD Max				95	SG Neukoelln e.V. Berlin				4:06.15	714	
	50m:	28.23	28.23	150m:	1:29.53	30.67	250m:	2:32.00	31.11	350m:	3:35.45	31.78
	100m:	58.86	30.63	200m:	2:00.89	31.36	300m:	3:03.67	31.67	400m:	4:06.15	30.70
23.	BICZO Bence				93	Team Hungary				4:06.56	711	
	50m:	29.05	29.05	150m:	1:31.66	31.48	250m:	2:34.66	31.19	350m:	3:36.81	30.53
	100m:	1:00.18	31.13	200m:	2:03.47	31.81	300m:	3:06.28	31.62	400m:	4:06.56	29.75
24.	POOLE Charlie				01	Swim England East Midlands				4:06.59	710	
	50m:	27.58	27.58	150m:	1:29.15	31.04	250m:	2:32.08	31.25	350m:	3:35.79	32.01
	100m:	58.11	30.53	200m:	2:00.83	31.68	300m:	3:03.78	31.70	400m:	4:06.59	30.80
25.	DUTKOWIAK Wojciech				00	WKS Slask				4:06.82	708	
	50m:	28.55	28.55	150m:	1:31.07	31.35	250m:	2:33.94	31.57	350m:	3:36.76	31.07
	100m:	59.72	31.17	200m:	2:02.37	31.30	300m:	3:05.69	31.75	400m:	4:06.82	30.06
26.	WILLIAMS Joshua				02	Swim Wales				4:07.50	703	
	50m:	27.93	27.93	150m:	1:29.08	30.95	250m:	2:32.39	31.59	350m:	3:36.25	32.01
	100m:	58.13	30.20	200m:	2:00.80	31.72	300m:	3:04.24	31.85	400m:	4:07.50	31.25
27.	DOMINIAK Kacper				00	WKS Slask				4:08.10	697	
	50m:	28.59	28.59	150m:	1:31.27	31.78	250m:	2:34.65	31.63	350m:	3:37.75	31.30
	100m:	59.49	30.90	200m:	2:03.02	31.75	300m:	3:06.45	31.80	400m:	4:08.10	30.35
	JANSEN Thomas				01	KNZB-OC				4:08.10	697	
	50m:	28.24	28.24	150m:	1:30.44	31.14	250m:	2:34.10	31.82	350m:	3:37.47	31.51
	100m:	59.30	31.06	200m:	2:02.28	31.84	300m:	3:05.96	31.86	400m:	4:08.10	30.63





Fédération Luxembourgeoise
de Natation et de Sauvetage



21st Luxembourg Euro Meet 2019
Luxembourg, 25th - 27th January 2019

Event 27, Men, 400m Freestyle, Prelim, Open

Rank	YB				Time				Pts
29.	KEBER Christian 98 SC Wiesbaden 1911				4:08.49				694
	50m: 28.80	28.80	150m: 1:31.18	31.14	250m: 2:33.75	31.21	350m: 3:37.04	31.75	
	100m: 1:00.04	31.24	200m: 2:02.54	31.36	300m: 3:05.29	31.54	400m: 4:08.49	31.45	
30.	KNIPPING Arjan 94 PSV				4:09.13				689
	50m: 28.26	28.26	150m: 1:30.55	31.47	250m: 2:34.00	31.87	350m: 3:37.87	32.08	
	100m: 59.08	30.82	200m: 2:02.13	31.58	300m: 3:05.79	31.79	400m: 4:09.13	31.26	
31.	BLANCH Nicolas 97 Aalborg Svoemmeklub				4:09.94				682
	50m: 28.17	28.17	150m: 1:30.90	31.73	250m: 2:35.63	32.63	350m: 3:39.63	32.13	
	100m: 59.17	31.00	200m: 2:03.00	32.10	300m: 3:07.50	31.87	400m: 4:09.94	30.31	
32.	LINDHOLM Oskar 01 Denmark Junior				4:10.07				681
	50m: 28.35	28.35	150m: 1:30.99	31.68	250m: 2:35.12	31.86	350m: 3:39.47	31.96	
	100m: 59.31	30.96	200m: 2:03.26	32.27	300m: 3:07.51	32.39	400m: 4:10.07	30.60	
33.	KANTZENBACH Jon 02 Hessischer Schwimm-Verband				4:10.12				681
	50m: 28.74	28.74	150m: 1:31.79	31.77	250m: 2:35.61	31.81	350m: 3:39.39	31.59	
	100m: 1:00.02	31.28	200m: 2:03.80	32.01	300m: 3:07.80	32.19	400m: 4:10.12	30.73	
34.	JAWORSKI Szymon 01 WKS Slask				4:10.13				681
	50m: 28.49	28.49	150m: 1:31.35	31.78	250m: 2:35.08	31.76	350m: 3:39.48	32.24	
	100m: 59.57	31.08	200m: 2:03.32	31.97	300m: 3:07.24	32.16	400m: 4:10.13	30.65	
35.	ECKERVOGT Alexander 00 SG Essen				4:10.24				680
	50m: 27.94	27.94	150m: 1:30.39	31.51	250m: 2:34.18	31.92	350m: 3:38.78	32.29	
	100m: 58.88	30.94	200m: 2:02.26	31.87	300m: 3:06.49	32.31	400m: 4:10.24	31.46	
36.	CHIRICO Luca 99 Team Insubrika				4:10.37				679
	50m: 28.49	28.49	150m: 1:31.86	32.00	250m: 2:36.25	32.06	350m: 3:39.53	31.04	
	100m: 59.86	31.37	200m: 2:04.19	32.33	300m: 3:08.49	32.24	400m: 4:10.37	30.84	
37.	BEAMER Thomas 02 Swim England East Midlands				4:10.58				677
	50m: 28.28	28.28	150m: 1:31.77	32.08	250m: 2:36.21	32.03	350m: 3:40.36	31.77	
	100m: 59.69	31.41	200m: 2:04.18	32.41	300m: 3:08.59	32.38	400m: 4:10.58	30.22	
38.	RUBASHNYI Alexander 01 Youth of Moscow				4:10.83				675
	50m: 27.85	27.85	150m: 1:30.32	31.70	250m: 2:34.93	31.92	350m: 3:38.99	31.96	
	100m: 58.62	30.77	200m: 2:03.01	32.69	300m: 3:07.03	32.10	400m: 4:10.83	31.84	
39.	KRASNIQI Arti 99 Swim-Team Elmshorn				4:11.08				673
	50m: 27.44	27.44	150m: 1:29.19	31.74	250m: 2:34.72	32.73	350m: 3:39.41	31.71	
	100m: 57.45	30.01	200m: 2:01.99	32.80	300m: 3:07.70	32.98	400m: 4:11.08	31.67	
40.	OLSSON Melker 00 Team West				4:11.12				673
	50m: 28.02	28.02	150m: 1:30.44	31.53	250m: 2:34.69	32.13	350m: 3:39.56	32.79	
	100m: 58.91	30.89	200m: 2:02.56	32.12	300m: 3:06.77	32.08	400m: 4:11.12	31.56	
41.	MAROTTA Daniel 01 Swim Wales				4:11.49				670
	50m: 28.02	28.02	150m: 1:30.38	31.51	250m: 2:34.02	31.76	350m: 3:39.20	32.59	
	100m: 58.87	30.85	200m: 2:02.26	31.88	300m: 3:06.61	32.59	400m: 4:11.49	32.29	
42.	HERRMANN Tom 00 SG Neuss				4:11.98				666
	50m: 28.04	28.04	150m: 1:30.41	31.55	250m: 2:34.56	32.30	350m: 3:39.99	32.73	
	100m: 58.86	30.82	200m: 2:02.26	31.85	300m: 3:07.26	32.70	400m: 4:11.98	31.99	
43.	HANO Grzegorz 00 WKS Slask				4:12.04				665
	50m: 28.81	28.81	150m: 1:32.04	31.95	250m: 2:37.04	32.55	350m: 3:41.83	31.72	
	100m: 1:00.09	31.28	200m: 2:04.49	32.45	300m: 3:10.11	33.07	400m: 4:12.04	30.21	





Fédération Luxembourgeoise
de Natation et de Sauvetage

LUXEMBOURG

LET'S MAKE IT HAPPEN

21st Luxembourg Euro Meet 2019
Luxembourg, 25th - 27th January 2019

Event 27, Men, 400m Freestyle, Prelim, Open

Rank	YB				Time	Pts
44.	VANDERSCHRICK Stephan 00 Fed. Luxembourgeoise de Natation				4:12.25	664
	50m: 28.49	28.49	150m: 1:31.06	31.65	250m: 2:35.11	32.31
	100m: 59.41	30.92	200m: 2:02.80	31.74	300m: 3:08.16	33.05
					350m: 3:41.24	33.08
					400m: 4:12.25	31.01
45.	JOZKOW Cezary 01 WKS Slask				4:12.30	663
	50m: 28.26	28.26	150m: 1:31.42	32.07	250m: 2:36.51	32.34
	100m: 59.35	31.09	200m: 2:04.17	32.75	300m: 3:09.01	32.50
					350m: 3:41.09	32.08
					400m: 4:12.30	31.21
46.	PLOWMAN Archie 01 Swim England East Midlands				4:13.03	657
	50m: 28.71	28.71	150m: 1:32.82	32.30	250m: 2:37.20	32.34
	100m: 1:00.52	31.81	200m: 2:04.86	32.04	300m: 3:09.46	32.26
					350m: 3:41.82	32.36
					400m: 4:13.03	31.21
47.	POWER Dean 97 UCD Swim Team				4:13.06	657
	50m: 28.03	28.03	150m: 1:30.74	31.36	250m: 2:34.51	32.09
	100m: 59.38	31.35	200m: 2:02.42	31.68	300m: 3:07.33	32.82
					350m: 3:40.30	32.97
					400m: 4:13.06	32.76
48.	JACKOWSKI Tomasz 02 WKS Slask				4:13.26	656
	50m: 27.91	27.91	150m: 1:30.73	31.73	250m: 2:34.45	31.89
	100m: 59.00	31.09	200m: 2:02.56	31.83	300m: 3:07.16	32.71
					350m: 3:40.35	33.19
					400m: 4:13.26	32.91
49.	KOCH Jonas 00 SG Neuss				4:13.63	653
	50m: 28.14	28.14	150m: 1:30.80	31.65	250m: 2:36.19	32.82
	100m: 59.15	31.01	200m: 2:03.37	32.57	300m: 3:09.25	33.06
					350m: 3:42.09	32.84
					400m: 4:13.63	31.54
50.	DAZY Max 00 Cercle Royal de Natation Arlonais				4:15.10	642
	50m: 28.42	28.42	150m: 1:32.06	32.10	250m: 2:37.06	32.26
	100m: 59.96	31.54	200m: 2:04.80	32.74	300m: 3:10.09	33.03
					350m: 3:43.01	32.92
					400m: 4:15.10	32.09
51.	EICHLER Adrian 03 SC Wiesbaden 1911				4:15.59	638
	50m: 28.57	28.57	150m: 1:33.94	32.68	250m: 2:40.25	32.44
	100m: 1:01.26	32.69	200m: 2:07.81	33.87	300m: 3:13.61	33.36
					350m: 3:45.10	31.49
					400m: 4:15.59	30.49
52.	HEIDENREICH Tim 01 Dresdner Delphine e.V.				4:15.70	637
	50m: 29.05	29.05	150m: 1:33.12	32.37	250m: 2:38.65	32.93
	100m: 1:00.75	31.70	200m: 2:05.72	32.60	300m: 3:11.51	32.86
					350m: 3:44.11	32.60
					400m: 4:15.70	31.59
53.	SUMIN Ivan 03 Youth of Moscow				4:15.86	636
	50m: 28.93	28.93	150m: 1:32.71	32.36	250m: 2:38.27	32.97
	100m: 1:00.35	31.42	200m: 2:05.30	32.59	300m: 3:11.66	33.39
					350m: 3:44.58	32.92
					400m: 4:15.86	31.28
54.	DUDAS Daniel 94 Iron Swim				4:16.10	634
	50m: 28.55	28.55	150m: 1:31.25	31.77	250m: 2:37.13	32.80
	100m: 59.48	30.93	200m: 2:04.33	33.08	300m: 3:10.45	33.32
					350m: 3:43.45	33.00
					400m: 4:16.10	32.65
55.	RENNESON Xavier 01 District Liege Namur Luxembourg				4:16.39	632
	50m: 29.60	29.60	150m: 1:33.57	32.39	250m: 2:39.47	32.73
	100m: 1:01.18	31.58	200m: 2:06.74	33.17	300m: 3:12.55	33.08
					350m: 3:45.11	32.56
					400m: 4:16.39	31.28
56.	WERNER Nick 01 SSG Saar Max Ritter				4:17.07	627
	50m: 28.84	28.84	150m: 1:33.21	32.59	250m: 2:38.79	32.89
	100m: 1:00.62	31.78	200m: 2:05.90	32.69	300m: 3:12.23	33.44
					350m: 3:45.16	32.93
					400m: 4:17.07	31.91
57.	MENCEL Milosz 02 WKS Slask				4:17.22	626
	50m: 29.04	29.04	150m: 1:33.42	32.39	250m: 2:38.74	32.50
	100m: 1:01.03	31.99	200m: 2:06.24	32.82	300m: 3:11.97	33.23
					350m: 3:44.61	32.64
					400m: 4:17.22	32.61
58.	NORTH Oscar 03 Plymouth Leander SC				4:17.33	625
	50m: 29.55	29.55	150m: 1:34.83	32.64	250m: 2:40.11	31.89
	100m: 1:02.19	32.64	200m: 2:08.22	33.39	300m: 3:12.90	32.79
					350m: 3:45.41	32.51
					400m: 4:17.33	31.92





Fédération Luxembourgeoise
de Natation et de Sauvetage



21st Luxembourg Euro Meet 2019
Luxembourg, 25th - 27th January 2019

Event 27, Men, 400m Freestyle, Prelim, Open

Rank	YB						Time	Pts
59.	JEDEL Christopher 95 Team West						4:17.96	620
	50m: 28.99	28.99	150m: 1:32.50	32.10	250m: 2:37.64	32.60	350m: 3:45.14	33.85
	100m: 1:00.40	31.41	200m: 2:05.04	32.54	300m: 3:11.29	33.65	400m: 4:17.96	32.82
60.	GANZEY Egor 03 Russia Ugra						4:18.42	617
	50m: 30.25	30.25	150m: 1:35.67	33.06	250m: 2:41.78	32.97	350m: 3:47.36	32.71
	100m: 1:02.61	32.36	200m: 2:08.81	33.14	300m: 3:14.65	32.87	400m: 4:18.42	31.06
61.	SCHMITZ Jacques 02 Fed. Luxembourgeoise de Natation						4:19.23	611
	50m: 28.49	28.49	150m: 1:31.77	32.06	250m: 2:37.30	33.03	350m: 3:45.58	34.25
	100m: 59.71	31.22	200m: 2:04.27	32.50	300m: 3:11.33	34.03	400m: 4:19.23	33.65
62.	DALEIDEN CIUFERRI Ralph 03 Fed. Luxembourgeoise de Natation						4:19.99	606
	50m: 28.64	28.64	150m: 1:33.82	32.80	250m: 2:40.69	33.56	350m: 3:47.82	33.49
	100m: 1:01.02	32.38	200m: 2:07.13	33.31	300m: 3:14.33	33.64	400m: 4:19.99	32.17
63.	DENGIS Bastien 02 Liege Mosan						4:20.16	605
	50m: 29.51	29.51	150m: 1:34.11	32.49	250m: 2:39.94	32.99	350m: 3:46.78	33.11
	100m: 1:01.62	32.11	200m: 2:06.95	32.84	300m: 3:13.67	33.73	400m: 4:20.16	33.38
64.	BECKERS Felix 01 Fed. Luxembourgeoise de Natation						4:20.62	602
	50m: 28.23	28.23	150m: 1:34.46	33.58	250m: 2:41.97	33.67	350m: 3:49.46	33.76
	100m: 1:00.88	32.65	200m: 2:08.30	33.84	300m: 3:15.70	33.73	400m: 4:20.62	31.16
65.	VAN AGGELEN Tobias 04 SG Neuss						4:21.10	598
	50m: 28.93	28.93	150m: 1:33.39	32.51	250m: 2:40.28	33.91	350m: 3:48.20	33.22
	100m: 1:00.88	31.95	200m: 2:06.37	32.98	300m: 3:14.98	34.70	400m: 4:21.10	32.90
66.	HENRIONNET Tom 04 CD54 Natation						4:21.24	597
	50m: 29.92	29.92	150m: 1:35.82	33.18	250m: 2:42.17	33.18	350m: 3:48.97	32.86
	100m: 1:02.64	32.72	200m: 2:08.99	33.17	300m: 3:16.11	33.94	400m: 4:21.24	32.27
67.	MASCARENHAS Henrique 01 Plymouth Leander SC						4:21.71	594
	50m: 29.42	29.42	150m: 1:35.66	33.01	250m: 2:42.48	33.27	350m: 3:49.33	33.22
	100m: 1:02.65	33.23	200m: 2:09.21	33.55	300m: 3:16.11	33.63	400m: 4:21.71	32.38
68.	HERION Martin 01 Liege Mosan						4:21.85	593
	50m: 29.61	29.61	150m: 1:36.14	33.22	250m: 2:43.08	33.46	350m: 3:49.86	33.03
	100m: 1:02.92	33.31	200m: 2:09.62	33.48	300m: 3:16.83	33.75	400m: 4:21.85	31.99
69.	DE MEYER Niels 02 Brabo Zwemclub Antwerpen						4:22.01	592
	50m: 29.29	29.29	150m: 1:35.01	32.82	250m: 2:42.04	33.39	350m: 3:49.78	33.80
	100m: 1:02.19	32.90	200m: 2:08.65	33.64	300m: 3:15.98	33.94	400m: 4:22.01	32.23
70.	ADILGEREYEV Adil 02 Dostyk Aktobe						4:22.21	591
	50m: 29.21	29.21	150m: 1:35.35	33.18	250m: 2:42.98	33.94	350m: 3:50.81	33.69
	100m: 1:02.17	32.96	200m: 2:09.04	33.69	300m: 3:17.12	34.14	400m: 4:22.21	31.40
71.	VELLEN Nicolas 02 SG Neuss						4:23.24	584
	50m: 29.48	29.48	150m: 1:34.34	32.92	250m: 2:42.43	33.94	350m: 3:50.96	33.89
	100m: 1:01.42	31.94	200m: 2:08.49	34.15	300m: 3:17.07	34.64	400m: 4:23.24	32.28
72.	SHOOPINSKY Nicholas 00 SC Wiesbaden 1911						4:23.41	583 *
	50m: 29.73	29.73	150m: 1:36.40	33.51	250m: 2:45.06	34.13	350m: 3:52.10	33.33
	100m: 1:02.89	33.16	200m: 2:10.93	34.53	300m: 3:18.77	33.71	400m: 4:23.41	31.31
73.	SUENKEL Rafael 02 Dresdner SC 1898 e.V.						4:23.43	583
	50m: 28.35	28.35	150m: 1:32.11	32.41	250m: 2:39.60	34.08	350m: 3:49.15	34.85
	100m: 59.70	31.35	200m: 2:05.52	33.41	300m: 3:14.30	34.70	400m: 4:23.43	34.28





Fédération Luxembourgeoise
de Natation et de Sauvetage

LUXEMBOURG

LET'S MAKE IT HAPPEN

21st Luxembourg Euro Meet 2019
Luxembourg, 25th - 27th January 2019

Event 27, Men, 400m Freestyle, Prelim, Open

Rank					YB					Time	Pts	
74.	LOMBARDO Maxime				03	CD54 Natation				4:23.78	580	
	50m:	29.17	29.17	150m:	1:34.77	33.23	250m:	2:43.00	34.36	350m:	3:51.35	34.27
	100m:	1:01.54	32.37	200m:	2:08.64	33.87	300m:	3:17.08	34.08	400m:	4:23.78	32.43
75.	DANTHINE Zacharie				04	Cercle Royal de Natation Arlonais				4:23.86	580	
	50m:	29.63	29.63	150m:	1:35.41	33.33	250m:	2:43.59	34.08	350m:	3:51.63	33.83
	100m:	1:02.08	32.45	200m:	2:09.51	34.10	300m:	3:17.80	34.21	400m:	4:23.86	32.23
76.	GANSS Julius				02	SV Nikar Heidelberg				4:24.05	578	
	50m:	29.32	29.32	150m:	1:35.12	33.20	250m:	2:43.31	34.13	350m:	3:51.45	33.72
	100m:	1:01.92	32.60	200m:	2:09.18	34.06	300m:	3:17.73	34.42	400m:	4:24.05	32.60
77.	PLASCHKE Lennart				01	SC Wiesbaden 1911				4:24.13	578	
	50m:	29.99	29.99	150m:	1:35.66	33.17	250m:	2:43.19	33.96	350m:	3:51.96	34.36
	100m:	1:02.49	32.50	200m:	2:09.23	33.57	300m:	3:17.60	34.41	400m:	4:24.13	32.17
78.	VAN AGGELEN Daniel				01	SG Neuss				4:24.30	577	
	50m:	28.83	28.83	150m:	1:34.49	33.58	250m:	2:42.26	33.87	350m:	3:51.09	34.21
	100m:	1:00.91	32.08	200m:	2:08.39	33.90	300m:	3:16.88	34.62	400m:	4:24.30	33.21
79.	PAKER Batuhan				02	Plymouth Leander SC				4:25.05	572	
	50m:	29.51	29.51	150m:	1:34.43	32.60	250m:	2:41.50	33.20	350m:	3:51.45	34.78
	100m:	1:01.83	32.32	200m:	2:08.30	33.87	300m:	3:16.67	35.17	400m:	4:25.05	33.60
80.	VAN ROMPAEY Senne				03	Brabo Zwemclub Antwerpen				4:25.50	569	
	50m:	29.58	29.58	150m:	1:36.93	33.72	250m:	2:44.38	33.93	350m:	3:52.33	34.14
	100m:	1:03.21	33.63	200m:	2:10.45	33.52	300m:	3:18.19	33.81	400m:	4:25.50	33.17
81.	CAPEL Theo				04	ASPTT Limoges				4:25.80	567	
	50m:	30.06	30.06	150m:	1:37.22	33.87	250m:	2:45.68	34.25	350m:	3:52.58	33.27
	100m:	1:03.35	33.29	200m:	2:11.43	34.21	300m:	3:19.31	33.63	400m:	4:25.80	33.22
82.	PIERRON Gauthier				04	CD54 Natation				4:25.82	567	
	50m:	30.13	30.13	150m:	1:36.93	33.73	250m:	2:44.90	34.09	350m:	3:53.36	33.97
	100m:	1:03.20	33.07	200m:	2:10.81	33.88	300m:	3:19.39	34.49	400m:	4:25.82	32.46
83.	SCHWICK Maximilian				04	Dresdner SC 1898 e.V.				4:26.35	564	
	50m:	28.58	28.58	150m:	1:34.49	33.48	250m:	2:42.99	34.34	350m:	3:52.81	34.98
	100m:	1:01.01	32.43	200m:	2:08.65	34.16	300m:	3:17.83	34.84	400m:	4:26.35	33.54
84.	SILVA SIEIRA Carlos				03	Plymouth Leander SC				4:26.83	561	
	50m:	29.84	29.84	150m:	1:36.51	33.77	250m:	2:44.23	34.21	350m:	3:53.30	34.47
	100m:	1:02.74	32.90	200m:	2:10.02	33.51	300m:	3:18.83	34.60	400m:	4:26.83	33.53
85.	PREECE Aron				99	Nova Centurion SC				4:28.85	548 *	
	50m:	30.97	30.97	150m:	1:38.40	34.30	250m:	2:47.22	34.11	350m:	3:56.27	34.39
	100m:	1:04.10	33.13	200m:	2:13.11	34.71	300m:	3:21.88	34.66	400m:	4:28.85	32.58
86.	PEZELJ Antonio				99	SC Wiesbaden 1911				4:31.33	533 *	
	50m:	28.99	28.99	150m:	1:36.49	34.33	250m:	2:45.61	34.37	350m:	3:56.47	35.46
	100m:	1:02.16	33.17	200m:	2:11.24	34.75	300m:	3:21.01	35.40	400m:	4:31.33	34.86
87.	BISENIUS Rayan				00	District Liege Namur Luxembourg				4:31.93	530 *	
	50m:	30.91	30.91	150m:	1:38.76	34.30	250m:	2:48.25	35.02	350m:	3:57.94	34.82
	100m:	1:04.46	33.55	200m:	2:13.23	34.47	300m:	3:23.12	34.87	400m:	4:31.93	33.99
88.	BOKOV Rodion				03	Swimming Luxembourg				4:37.61	498 *	
	50m:	29.94	29.94	150m:	1:37.86	34.42	250m:	2:48.95	35.94	350m:	4:02.01	36.64
	100m:	1:03.44	33.50	200m:	2:13.01	35.15	300m:	3:25.37	36.42	400m:	4:37.61	35.60





Fédération Luxembourgeoise
de Natation et de Sauvetage

LUXEMBOURG

LET'S MAKE IT HAPPEN

21st Luxembourg Euro Meet 2019
Luxembourg, 25th - 27th January 2019

Event 27, Men, 400m Freestyle, Prelim, Open

Rank			YB					Time	Pts			
89.	SMIT Luca		03	SC Wiesbaden 1911				4:38.10	495 *			
	50m:	32.06	32.06	150m:	1:42.32	34.94	250m:	2:51.98	34.52	350m:	4:02.51	35.60
	100m:	1:07.38	35.32	200m:	2:17.46	35.14	300m:	3:26.91	34.93	400m:	4:38.10	35.59
90.	KRUEGER Nicolas		03	SC Wiesbaden 1911				4:39.89	486 *			
	50m:	30.62	30.62	150m:	1:39.91	35.30	250m:	2:51.78	35.99	350m:	4:04.46	36.36
	100m:	1:04.61	33.99	200m:	2:15.79	35.88	300m:	3:28.10	36.32	400m:	4:39.89	35.43
DNS WANTEN Bernd			04	Brabo Zwemclub Antwerpen								
DNS DELLA COLETTA Alessandro			03	Dimensione Nuoto								
DNS ALESSANDRI Iacopo			02	Dimensione Nuoto								
DNS LAVEN Henrik			03	SC Neustadt/Weinstr.								
DNS PETERWITZ Andre			99	SC Wiesbaden 1911								
DNS SUCH Thijs Oscar			03	SC Wiesbaden 1911								
WDR EL-KAMASH Marwan			93	Energy Standard								
WDR STOLK Ivo			01	KNZB-OC								

Junior

1.	SCHMIDT Danny		01	Hessischer Schwimm-Verband				4:01.03	761 Q			
	50m:	28.38	28.38	150m:	1:30.42	30.98	250m:	2:31.67	30.22	350m:	3:31.86	29.79
	100m:	59.44	31.06	200m:	2:01.45	31.03	300m:	3:02.07	30.40	400m:	4:01.03	29.17
2.	GIOVANNONI Ivan		02	Tiro a Volo Nuoto				4:02.46	747 R			
	50m:	28.38	28.38	150m:	1:30.66	31.09	250m:	2:33.15	30.93	350m:	3:33.81	29.61
	100m:	59.57	31.19	200m:	2:02.22	31.56	300m:	3:04.20	31.05	400m:	4:02.46	28.65
3.	BERINGUE Raphael		01	CA Orsay				4:03.97	733			
	50m:	28.19	28.19	150m:	1:29.47	30.89	250m:	2:31.10	30.64	350m:	3:33.67	31.27
	100m:	58.58	30.39	200m:	2:00.46	30.99	300m:	3:02.40	31.30	400m:	4:03.97	30.30
4.	ANDERSEN Christoffer H.		02	Denmark Junior				4:04.65	727			
	50m:	28.14	28.14	150m:	1:29.35	30.89	250m:	2:32.23	31.53	350m:	3:35.18	31.48
	100m:	58.46	30.32	200m:	2:00.70	31.35	300m:	3:03.70	31.47	400m:	4:04.65	29.47
5.	ELLEGAARD Arthur Dalen		01	Denmark Junior				4:05.17	723			
	50m:	28.59	28.59	150m:	1:30.90	31.22	250m:	2:33.18	31.11	350m:	3:35.27	30.66
	100m:	59.68	31.09	200m:	2:02.07	31.17	300m:	3:04.61	31.43	400m:	4:05.17	29.90
6.	POOLE Charlie		01	Swim England East Midlands				4:06.59	710			
	50m:	27.58	27.58	150m:	1:29.15	31.04	250m:	2:32.08	31.25	350m:	3:35.79	32.01
	100m:	58.11	30.53	200m:	2:00.83	31.68	300m:	3:03.78	31.70	400m:	4:06.59	30.80
7.	WILLIAMS Joshua		02	Swim Wales				4:07.50	703			
	50m:	27.93	27.93	150m:	1:29.08	30.95	250m:	2:32.39	31.59	350m:	3:36.25	32.01
	100m:	58.13	30.20	200m:	2:00.80	31.72	300m:	3:04.24	31.85	400m:	4:07.50	31.25
8.	JANSEN Thomas		01	KNZB-OC				4:08.10	697			
	50m:	28.24	28.24	150m:	1:30.44	31.14	250m:	2:34.10	31.82	350m:	3:37.47	31.51
	100m:	59.30	31.06	200m:	2:02.28	31.84	300m:	3:05.96	31.86	400m:	4:08.10	30.63
9.	LINDHOLM Oskar		01	Denmark Junior				4:10.07	681			
	50m:	28.35	28.35	150m:	1:30.99	31.68	250m:	2:35.12	31.86	350m:	3:39.47	31.96
	100m:	59.31	30.96	200m:	2:03.26	32.27	300m:	3:07.51	32.39	400m:	4:10.07	30.60
10.	KANTZENBACH Jon		02	Hessischer Schwimm-Verband				4:10.12	681			
	50m:	28.74	28.74	150m:	1:31.79	31.77	250m:	2:35.61	31.81	350m:	3:39.39	31.59
	100m:	1:00.02	31.28	200m:	2:03.80	32.01	300m:	3:07.80	32.19	400m:	4:10.12	30.73





Fédération Luxembourgeoise
de Natation et de Sauvetage

LUXEMBOURG

LET'S MAKE IT HAPPEN

21st Luxembourg Euro Meet 2019
Luxembourg, 25th - 27th January 2019

Event 27, Boys, 400m Freestyle, Prelim, Junior

Rank	YB						Time	Pts
11.	JAWORSKI Szymon 01 WKS Slask						4:10.13	681
	50m: 28.49	28.49	150m: 1:31.35	31.78	250m: 2:35.08	31.76	350m: 3:39.48	32.24
	100m: 59.57	31.08	200m: 2:03.32	31.97	300m: 3:07.24	32.16	400m: 4:10.13	30.65
12.	BEAMER Thomas 02 Swim England East Midlands						4:10.58	677
	50m: 28.28	28.28	150m: 1:31.77	32.08	250m: 2:36.21	32.03	350m: 3:40.36	31.77
	100m: 59.69	31.41	200m: 2:04.18	32.41	300m: 3:08.59	32.38	400m: 4:10.58	30.22
13.	RUBASHNYI Alexander 01 Youth of Moscow						4:10.83	675
	50m: 27.85	27.85	150m: 1:30.32	31.70	250m: 2:34.93	31.92	350m: 3:38.99	31.96
	100m: 58.62	30.77	200m: 2:03.01	32.69	300m: 3:07.03	32.10	400m: 4:10.83	31.84
14.	MAROTTA Daniel 01 Swim Wales						4:11.49	670
	50m: 28.02	28.02	150m: 1:30.38	31.51	250m: 2:34.02	31.76	350m: 3:39.20	32.59
	100m: 58.87	30.85	200m: 2:02.26	31.88	300m: 3:06.61	32.59	400m: 4:11.49	32.29
15.	JOZKOW Cezary 01 WKS Slask						4:12.30	663
	50m: 28.26	28.26	150m: 1:31.42	32.07	250m: 2:36.51	32.34	350m: 3:41.09	32.08
	100m: 59.35	31.09	200m: 2:04.17	32.75	300m: 3:09.01	32.50	400m: 4:12.30	31.21
16.	PLOWMAN Archie 01 Swim England East Midlands						4:13.03	657
	50m: 28.71	28.71	150m: 1:32.82	32.30	250m: 2:37.20	32.34	350m: 3:41.82	32.36
	100m: 1:00.52	31.81	200m: 2:04.86	32.04	300m: 3:09.46	32.26	400m: 4:13.03	31.21
17.	JACKOWSKI Tomasz 02 WKS Slask						4:13.26	656
	50m: 27.91	27.91	150m: 1:30.73	31.73	250m: 2:34.45	31.89	350m: 3:40.35	33.19
	100m: 59.00	31.09	200m: 2:02.56	31.83	300m: 3:07.16	32.71	400m: 4:13.26	32.91
18.	HEIDENREICH Tim 01 Dresdner Delphine e.V.						4:15.70	637
	50m: 29.05	29.05	150m: 1:33.12	32.37	250m: 2:38.65	32.93	350m: 3:44.11	32.60
	100m: 1:00.75	31.70	200m: 2:05.72	32.60	300m: 3:11.51	32.86	400m: 4:15.70	31.59
19.	RENNESON Xavier 01 District Liege Namur Luxembourg						4:16.39	632
	50m: 29.60	29.60	150m: 1:33.57	32.39	250m: 2:39.47	32.73	350m: 3:45.11	32.56
	100m: 1:01.18	31.58	200m: 2:06.74	33.17	300m: 3:12.55	33.08	400m: 4:16.39	31.28
20.	WERNER Nick 01 SSG Saar Max Ritter						4:17.07	627
	50m: 28.84	28.84	150m: 1:33.21	32.59	250m: 2:38.79	32.89	350m: 3:45.16	32.93
	100m: 1:00.62	31.78	200m: 2:05.90	32.69	300m: 3:12.23	33.44	400m: 4:17.07	31.91
21.	MENCEL Milosz 02 WKS Slask						4:17.22	626
	50m: 29.04	29.04	150m: 1:33.42	32.39	250m: 2:38.74	32.50	350m: 3:44.61	32.64
	100m: 1:01.03	31.99	200m: 2:06.24	32.82	300m: 3:11.97	33.23	400m: 4:17.22	32.61
22.	SCHMITZ Jacques 02 Fed. Luxembourgeoise de Natation						4:19.23	611
	50m: 28.49	28.49	150m: 1:31.77	32.06	250m: 2:37.30	33.03	350m: 3:45.58	34.25
	100m: 59.71	31.22	200m: 2:04.27	32.50	300m: 3:11.33	34.03	400m: 4:19.23	33.65
23.	DENGIS Bastien 02 Liege Mosan						4:20.16	605
	50m: 29.51	29.51	150m: 1:34.11	32.49	250m: 2:39.94	32.99	350m: 3:46.78	33.11
	100m: 1:01.62	32.11	200m: 2:06.95	32.84	300m: 3:13.67	33.73	400m: 4:20.16	33.38
24.	BECKERS Felix 01 Fed. Luxembourgeoise de Natation						4:20.62	602
	50m: 28.23	28.23	150m: 1:34.46	33.58	250m: 2:41.97	33.67	350m: 3:49.46	33.76
	100m: 1:00.88	32.65	200m: 2:08.30	33.84	300m: 3:15.70	33.73	400m: 4:20.62	31.16
25.	MASCARENHAS Henrique 01 Plymouth Leander SC						4:21.71	594
	50m: 29.42	29.42	150m: 1:35.66	33.01	250m: 2:42.48	33.27	350m: 3:49.33	33.22
	100m: 1:02.65	33.23	200m: 2:09.21	33.55	300m: 3:16.11	33.63	400m: 4:21.71	32.38



21st Luxembourg Euro Meet 2019
Luxembourg, 25th - 27th January 2019

Event 27, Boys, 400m Freestyle, Prelim, Junior

Rank				YB				Time	Pts
26.	HERION Martin			01	Liege Mosan			4:21.85	593
	50m:	29.61	29.61	150m:	1:36.14	33.22	250m:	2:43.08	33.46
	100m:	1:02.92	33.31	200m:	2:09.62	33.48	300m:	3:16.83	33.75
				350m:	3:49.86	33.03	400m:	4:21.85	31.99
27.	DE MEYER Niels			02	Brabo Zwemclub Antwerpen			4:22.01	592
	50m:	29.29	29.29	150m:	1:35.01	32.82	250m:	2:42.04	33.39
	100m:	1:02.19	32.90	200m:	2:08.65	33.64	300m:	3:15.98	33.94
				350m:	3:49.78	33.80	400m:	4:22.01	32.23
28.	ADILGEREYEV Adil			02	Dostyk Aktobe			4:22.21	591
	50m:	29.21	29.21	150m:	1:35.35	33.18	250m:	2:42.98	33.94
	100m:	1:02.17	32.96	200m:	2:09.04	33.69	300m:	3:17.12	34.14
				350m:	3:50.81	33.69	400m:	4:22.21	31.40
29.	VELLEN Nicolas			02	SG Neuss			4:23.24	584
	50m:	29.48	29.48	150m:	1:34.34	32.92	250m:	2:42.43	33.94
	100m:	1:01.42	31.94	200m:	2:08.49	34.15	300m:	3:17.07	34.64
				350m:	3:50.96	33.89	400m:	4:23.24	32.28
30.	SUENKEL Rafael			02	Dresdner SC 1898 e.V.			4:23.43	583
	50m:	28.35	28.35	150m:	1:32.11	32.41	250m:	2:39.60	34.08
	100m:	59.70	31.35	200m:	2:05.52	33.41	300m:	3:14.30	34.70
				350m:	3:49.15	34.85	400m:	4:23.43	34.28
31.	GANSS Julius			02	SV Nikar Heidelberg			4:24.05	578
	50m:	29.32	29.32	150m:	1:35.12	33.20	250m:	2:43.31	34.13
	100m:	1:01.92	32.60	200m:	2:09.18	34.06	300m:	3:17.73	34.42
				350m:	3:51.45	33.72	400m:	4:24.05	32.60
32.	PLASCHKE Lennart			01	SC Wiesbaden 1911			4:24.13	578
	50m:	29.99	29.99	150m:	1:35.66	33.17	250m:	2:43.19	33.96
	100m:	1:02.49	32.50	200m:	2:09.23	33.57	300m:	3:17.60	34.41
				350m:	3:51.96	34.36	400m:	4:24.13	32.17
33.	VAN AGGELEN Daniel			01	SG Neuss			4:24.30	577
	50m:	28.83	28.83	150m:	1:34.49	33.58	250m:	2:42.26	33.87
	100m:	1:00.91	32.08	200m:	2:08.39	33.90	300m:	3:16.88	34.62
				350m:	3:51.09	34.21	400m:	4:24.30	33.21
34.	PAKER Batuhan			02	Plymouth Leander SC			4:25.05	572
	50m:	29.51	29.51	150m:	1:34.43	32.60	250m:	2:41.50	33.20
	100m:	1:01.83	32.32	200m:	2:08.30	33.87	300m:	3:16.67	35.17
				350m:	3:51.45	34.78	400m:	4:25.05	33.60
DNS	ALESSANDRI Iacopo			02	Dimensione Nuoto				
WDR	STOLK Ivo			01	KNZB-OC				
Youth									
1.	BETH Silas			03	SG Bad Schwartau			4:02.27	749 Q
	50m:	28.48	28.48	150m:	1:29.99	30.66	250m:	2:31.71	30.62
	100m:	59.33	30.85	200m:	2:01.09	31.10	300m:	3:02.76	31.05
				350m:	3:33.31	30.55	400m:	4:02.27	28.96
2.	EICHLER Adrian			03	SC Wiesbaden 1911			4:15.59	638
	50m:	28.57	28.57	150m:	1:33.94	32.68	250m:	2:40.25	32.44
	100m:	1:01.26	32.69	200m:	2:07.81	33.87	300m:	3:13.61	33.36
				350m:	3:45.10	31.49	400m:	4:15.59	30.49
3.	SUMIN Ivan			03	Youth of Moscow			4:15.86	636
	50m:	28.93	28.93	150m:	1:32.71	32.36	250m:	2:38.27	32.97
	100m:	1:00.35	31.42	200m:	2:05.30	32.59	300m:	3:11.66	33.39
				350m:	3:44.58	32.92	400m:	4:15.86	31.28
4.	NORTH Oscar			03	Plymouth Leander SC			4:17.33	625
	50m:	29.55	29.55	150m:	1:34.83	32.64	250m:	2:40.11	31.89
	100m:	1:02.19	32.64	200m:	2:08.22	33.39	300m:	3:12.90	32.79
				350m:	3:45.41	32.51	400m:	4:17.33	31.92
5.	GANZEY Egor			03	Russia Ugra			4:18.42	617
	50m:	30.25	30.25	150m:	1:35.67	33.06	250m:	2:41.78	32.97
	100m:	1:02.61	32.36	200m:	2:08.81	33.14	300m:	3:14.65	32.87
				350m:	3:47.36	32.71	400m:	4:18.42	31.06

21st Luxembourg Euro Meet 2019
Luxembourg, 25th - 27th January 2019

Event 27, Boys, 400m Freestyle, Prelim, Youth

Rank	YB				Time	Pts
6.	DALEIDEN CIUFERRI Ralph 03 Fed. Luxembourgeoise de Natation				4:19.99	606
	50m: 28.64 28.64	150m: 1:33.82 32.80	250m: 2:40.69 33.56	350m: 3:47.82 33.49		
	100m: 1:01.02 32.38	200m: 2:07.13 33.31	300m: 3:14.33 33.64	400m: 4:19.99 32.17		
7.	VAN AGGELEN Tobias 04 SG Neuss				4:21.10	598
	50m: 28.93 28.93	150m: 1:33.39 32.51	250m: 2:40.28 33.91	350m: 3:48.20 33.22		
	100m: 1:00.88 31.95	200m: 2:06.37 32.98	300m: 3:14.98 34.70	400m: 4:21.10 32.90		
8.	HENRIONNET Tom 04 CD54 Natation				4:21.24	597
	50m: 29.92 29.92	150m: 1:35.82 33.18	250m: 2:42.17 33.18	350m: 3:48.97 32.86		
	100m: 1:02.64 32.72	200m: 2:08.99 33.17	300m: 3:16.11 33.94	400m: 4:21.24 32.27		
9.	LOMBARDO Maxime 03 CD54 Natation				4:23.78	580
	50m: 29.17 29.17	150m: 1:34.77 33.23	250m: 2:43.00 34.36	350m: 3:51.35 34.27		
	100m: 1:01.54 32.37	200m: 2:08.64 33.87	300m: 3:17.08 34.08	400m: 4:23.78 32.43		
10.	DANTHINE Zacharie 04 Cercle Royal de Natation Arlonais				4:23.86	580
	50m: 29.63 29.63	150m: 1:35.41 33.33	250m: 2:43.59 34.08	350m: 3:51.63 33.83		
	100m: 1:02.08 32.45	200m: 2:09.51 34.10	300m: 3:17.80 34.21	400m: 4:23.86 32.23		
11.	VAN ROMPAEY Senne 03 Brabo Zwemclub Antwerpen				4:25.50	569
	50m: 29.58 29.58	150m: 1:36.93 33.72	250m: 2:44.38 33.93	350m: 3:52.33 34.14		
	100m: 1:03.21 33.63	200m: 2:10.45 33.52	300m: 3:18.19 33.81	400m: 4:25.50 33.17		
12.	CAPEL Theo 04 ASPTT Limoges				4:25.80	567
	50m: 30.06 30.06	150m: 1:37.22 33.87	250m: 2:45.68 34.25	350m: 3:52.58 33.27		
	100m: 1:03.35 33.29	200m: 2:11.43 34.21	300m: 3:19.31 33.63	400m: 4:25.80 33.22		
13.	PIERRON Gauthier 04 CD54 Natation				4:25.82	567
	50m: 30.13 30.13	150m: 1:36.93 33.73	250m: 2:44.90 34.09	350m: 3:53.36 33.97		
	100m: 1:03.20 33.07	200m: 2:10.81 33.88	300m: 3:19.39 34.49	400m: 4:25.82 32.46		
14.	SCHWICK Maximilian 04 Dresdner SC 1898 e.V.				4:26.35	564
	50m: 28.58 28.58	150m: 1:34.49 33.48	250m: 2:42.99 34.34	350m: 3:52.81 34.98		
	100m: 1:01.01 32.43	200m: 2:08.65 34.16	300m: 3:17.83 34.84	400m: 4:26.35 33.54		
15.	SILVA SIEIRA Carlos 03 Plymouth Leander SC				4:26.83	561
	50m: 29.84 29.84	150m: 1:36.51 33.77	250m: 2:44.23 34.21	350m: 3:53.30 34.47		
	100m: 1:02.74 32.90	200m: 2:10.02 33.51	300m: 3:18.83 34.60	400m: 4:26.83 33.53		
16.	BOKOV Rodion 03 Swimming Luxembourg				4:37.61	498 *
	50m: 29.94 29.94	150m: 1:37.86 34.42	250m: 2:48.95 35.94	350m: 4:02.01 36.64		
	100m: 1:03.44 33.50	200m: 2:13.01 35.15	300m: 3:25.37 36.42	400m: 4:37.61 35.60		
17.	SMIT Luca 03 SC Wiesbaden 1911				4:38.10	495 *
	50m: 32.06 32.06	150m: 1:42.32 34.94	250m: 2:51.98 34.52	350m: 4:02.51 35.60		
	100m: 1:07.38 35.32	200m: 2:17.46 35.14	300m: 3:26.91 34.93	400m: 4:38.10 35.59		
18.	KRUEGER Nicolas 03 SC Wiesbaden 1911				4:39.89	486 *
	50m: 30.62 30.62	150m: 1:39.91 35.30	250m: 2:51.78 35.99	350m: 4:04.46 36.36		
	100m: 1:04.61 33.99	200m: 2:15.79 35.88	300m: 3:28.10 36.32	400m: 4:39.89 35.43		
DNS	WANTEN Bernd 04 Brabo Zwemclub Antwerpen					
DNS	DELLA COLETTA Alessandro 03 Dimensione Nuoto					
DNS	LAVEN Henrik 03 SC Neustadt/Weinstr.					
DNS	SUCH Thijs Oscar 03 SC Wiesbaden 1911					



Fédération Luxembourgeoise
de Natation et de Sauvetage

LUXEMBOURG

LET'S MAKE IT HAPPEN

21st Luxembourg Euro Meet 2019
Luxembourg, 25th - 27th January 2019

Event 28 Women, 100m Breaststroke 2005 and older
27.01.2019 - 8:36 sponsored by: Cactus Results Prelim

Meet Record	1:07.26	MEILUTYTE Ruta	LTU	Luxembourg	20.01.2013
World Record	1:04.13	KING Lillia C	USA	Budapest (HUN)	25.07.2017
European Record	1:04.35	MEILUTYTE Ruta	LTU	Barcelona (ESP)	29.07.2013

Open 18 +: 1:16.85 / Junior 16 - 17: 1:21.35 / Youth 14 - 15: 1:24.05

Points: FINA 2018

Rank	YB		Time	Pts	50m	100m
Open						
1.	93	Italian Swimming Federation	1:09.46	787 A	33.38	1:09.46
2.	92	VFL Gladbeck 1921	1:09.97	769 A	33.00	1:09.97
3.	01	Hessischer Schwimm-Verband	1:10.14	764 A	32.92	1:10.14
4.	02	Denmark Junior	1:11.25	729 A	33.22	1:11.25
5.	97	Tiro a Volo Nuoto	1:11.42	723 A	33.77	1:11.42
6.	01	KNZB-OC	1:11.83	711 A	33.83	1:11.83
7.	93	C.C. Aniene	1:11.89	709 A	34.23	1:11.89
8.	03	SV Cannstatt 1898 e.V.	1:12.39	695 A	34.28	1:12.39
9.	95	SG Essen	1:12.45	693 A	33.77	1:12.45
10.	03	Team West	1:12.58	689 A	34.69	1:12.58
11.	01	Polisportiva Comunale Riccione	1:12.78	684 B	34.80	1:12.78
12.	02	Swimteam Heddos	1:13.30	669 B	34.57	1:13.30
13.	01	Denmark Senior	1:13.31	669 B	34.64	1:13.31
14.	03	Plymouth Leander SC	1:13.32	669 B	34.65	1:13.32
15.	00	SV Blau-Weiss Bochum	1:13.51	663 B	35.21	1:13.51
16.	99	Schwimmclub Uster Wallisellen	1:14.13	647 B	35.26	1:14.13
17.	95	ATUS Graz	1:14.22	645 B	34.98	1:14.22
18.	02	FFN Ouest	1:14.36	641 B	34.66	1:14.36
19.	00	VFL Gladbeck 1921	1:14.73	631 B	35.06	1:14.73
20.	98	Nova Centurion SC	1:14.77	630 B	35.44	1:14.77
21.	03	VFL Sindelfingen	1:15.14	621 R	35.57	1:15.14
22.	03	Aarhus Swim	1:15.77	606 R	35.28	1:15.77
23.	02	FFN Ouest	1:15.79	605 R	35.76	1:15.79
24.	02	Derventio Excel	1:15.88	603 R	35.65	1:15.88
25.	99	VFL Gladbeck 1921	1:15.98	601	35.44	1:15.98
26.	05	SV Nikar Heidelberg	1:16.09	598	36.18	1:16.09
27.	04	Liege Mosan	1:16.20	596	35.57	1:16.20
28.	02	Cercle des Nageurs de Sion	1:16.24	595	36.38	1:16.24
29.	01	KNZB-OC	1:16.43	590	35.88	1:16.43
30.	02	TSG Backnang	1:16.57	587	35.70	1:16.57
31.	01	SG Poseidon Eppelheim	1:16.69	584	35.07	1:16.69
32.	01	TSG Backnang	1:16.71	584	35.39	1:16.71
33.	04	KNZB-OC	1:17.00	577	36.40	1:17.00
34.	03	Swim Wales	1:17.12	575	36.27	1:17.12
35.	99	Schwimmclub Uster Wallisellen	1:17.16	574 *	36.57	1:17.16
36.	02	FFN Ouest	1:17.31	570	36.32	1:17.31
37.	05	District Liege Namur Luxembourg	1:17.33	570	36.38	1:17.33
38.	03	Plymouth Leander SC	1:17.40	568	36.05	1:17.40
39.	99	Les Mouettes de Paris	1:17.43	568 *	36.74	1:17.43
40.	01	Plymouth Leander SC	1:17.45	567 *	36.00	1:17.45
41.	03	FFN Ouest	1:18.02	555	36.99	1:18.02
42.	03	KNZB-OC	1:18.06	554	36.88	1:18.06
43.	03	Biarritz Olympique	1:18.23	550	36.58	1:18.23
44.	05	Swimming Club Le Dauphin Ettelbrueck	1:18.37	547	37.13	1:18.37





Fédération Luxembourgeoise
de Natation et de Sauvetage

LUXEMBOURG

LET'S MAKE IT HAPPEN

21st Luxembourg Euro Meet 2019
Luxembourg, 25th - 27th January 2019

Event 28, Women, 100m Breaststroke, Prelim, Open

Rank	YB		Time	Pts	50m	100m	
45.	KNAPPE Finja	05	1. Paderborner SV	1:18.46	546	36.02	1:18.46
46.	SENLIS Juliette	03	FFN Ouest	1:18.53	544	36.56	1:18.53
47.	MALTESSON Lina	00	Team West	1:18.57	543 *	36.69	1:18.57
48.	IMSAND Chloe	03	Cercle des Nageurs de Sion	1:19.01	534	36.62	1:19.01
49.	MATICIUC Alexandra	04	Plymouth Leander SC	1:19.13	532	37.28	1:19.13
50.	PELLETIER Alizee	03	FFN Ouest	1:19.20	530	36.95	1:19.20
51.	BARRETT Karoline	02	Denmark Junior	1:19.22	530	36.65	1:19.22
52.	VON DEN DRIESCH Jana	04	SSG Saar Max Ritter	1:19.33	528	36.49	1:19.33
53.	MUELLER Selina	98	SC Wiesbaden 1911	1:19.48	525 *	36.74	1:19.48
54.	WRIGHT Elizabeth	04	Plymouth Leander SC	1:19.79	519	36.94	1:19.79
55.	SALAY Tamara	03	1. Paderborner SV	1:20.69	502	37.70	1:20.69
56.	BALMER Camille	04	Cercle des Nageurs de Sion	1:20.72	501	37.74	1:20.72
57.	KILDAHL Sarah	04	Aarhus Swim	1:20.79	500	37.70	1:20.79
58.	HELMERICH Lena	01	SSG Pforzheim	1:20.91	497 *	37.15	1:20.91
59.	MUELLER Jolina	04	SSG Saar Max Ritter	1:21.76	482	37.62	1:21.76
60.	BABINA Marija	04	BJSS Ridzene DSN	1:22.29	473	38.88	1:22.29
61.	SITTART Jule	03	TSG Backnang	1:22.46	470 *	37.73	1:22.46
62.	BORGHOFF Charlotte	03	1. Paderborner SV	1:23.71	449 *	39.02	1:23.71
63.	ANTONOV Veronica	02	SSG Pforzheim	1:23.89	446 *	38.51	1:23.89
64.	HARTMANN Luisa	04	SC Neustadt/Weinstr.	1:24.31	440 *	39.84	1:24.31
65.	HAAG Nora	04	Swimming Club Redange	1:24.47	437 *	39.05	1:24.47
66.	MAISSEN Fiona	04	Swim Team Lucerne	1:24.88	431 *	39.22	1:24.88
67.	PEDROSA ANTONIO Monica	03	Cercle de Natation Diekirch	1:25.02	429 *	38.91	1:25.02
68.	WASSERMAN Elena	01	AS Merano	1:27.49	393 *	39.83	1:27.49
DNS	CASTIGLIONI Arianna	97	Italian Swimming Federation				
DNS	SCHNEIDER Malaika	03	Hamburger SC				

Junior

1.	BLOMSTERBERG Thea	02	Denmark Junior	1:11.25	729 A	33.22	1:11.25
2.	HERKLE Kim	03	SV Cannstatt 1898 e.V.	1:12.39	695 A	34.28	1:12.39
3.	SCHIMMEL Hilja	03	Team West	1:12.58	689 A	34.69	1:12.58
4.	JUNG Maïke	02	Swimteam Heddos	1:13.30	669 B	34.57	1:13.30
5.	BROEKHOVEN Lana	03	Plymouth Leander SC	1:13.32	669 B	34.65	1:13.32
6.	DUPONT Zia	02	FFN Ouest	1:14.36	641 B	34.66	1:14.36
7.	HUBER Annika	03	VFL Sindelfingen	1:15.14	621 R	35.57	1:15.14
8.	FOGH Laura	03	Aarhus Swim	1:15.77	606 R	35.28	1:15.77
9.	GARO Anna	02	FFN Ouest	1:15.79	605 R	35.76	1:15.79
10.	MEAD Amy	02	Derventio Excel	1:15.88	603 R	35.65	1:15.88
11.	MAYE Misty	02	Cercle des Nageurs de Sion	1:16.24	595	36.38	1:16.24
12.	MAUTHE Sara	02	TSG Backnang	1:16.57	587	35.70	1:16.57
13.	DAVIES Erin	03	Swim Wales	1:17.12	575	36.27	1:17.12
14.	BARREAU Laure	02	FFN Ouest	1:17.31	570	36.32	1:17.31
15.	CHENG Cheuk Ying	03	Plymouth Leander SC	1:17.40	568	36.05	1:17.40
16.	SOULARD Louann	03	FFN Ouest	1:18.02	555	36.99	1:18.02
17.	KOEHORST Britta	03	KNZB-OC	1:18.06	554	36.88	1:18.06
18.	GIRAUDEAU Melina	03	Biarritz Olympique	1:18.23	550	36.58	1:18.23
19.	SENLIS Juliette	03	FFN Ouest	1:18.53	544	36.56	1:18.53
20.	IMSAND Chloe	03	Cercle des Nageurs de Sion	1:19.01	534	36.62	1:19.01
21.	PELLETIER Alizee	03	FFN Ouest	1:19.20	530	36.95	1:19.20
22.	BARRETT Karoline	02	Denmark Junior	1:19.22	530	36.65	1:19.22
23.	SALAY Tamara	03	1. Paderborner SV	1:20.69	502	37.70	1:20.69
24.	SITTART Jule	03	TSG Backnang	1:22.46	470 *	37.73	1:22.46





Fédération Luxembourgeoise
de Natation et de Sauvetage



21st Luxembourg Euro Meet 2019
Luxembourg, 25th - 27th January 2019

Event 28, Women, 100m Breaststroke, Prelim, Junior

Rank	YB		Time	Pts	50m	100m	
25.	BORGHOFF Charlotte	03	1. Paderborner SV	1:23.71	449 *	39.02	1:23.71
26.	ANTONOV Veronica	02	SSG Pforzheim	1:23.89	446 *	38.51	1:23.89
27.	PEDROSA ANTONIO Monica	03	Cercle de Natation Diekirch	1:25.02	429 *	38.91	1:25.02
DNS SCHNEIDER Malaika		03	Hamburger SC				

Youth

1.	VOGELMANN Joelle	05	SV Nikar Heidelberg	1:16.09	598	36.18	1:16.09
2.	FRANQUINET Ambre	04	Liege Mosan	1:16.20	596	35.57	1:16.20
3.	VAN DROFFELAAR Anna	04	KNZB-OC	1:17.00	577	36.40	1:17.00
4.	GASPARD Marie	05	District Liege Namur Luxembourg	1:17.33	570	36.38	1:17.33
5.	ALBERS Neele	05	Swimming Club Le Dauphin Ettelbrueck	1:18.37	547	37.13	1:18.37
6.	KNAPPE Finja	05	1. Paderborner SV	1:18.46	546	36.02	1:18.46
7.	MATICIUC Alexandra	04	Plymouth Leander SC	1:19.13	532	37.28	1:19.13
8.	VON DEN DRIESCH Jana	04	SSG Saar Max Ritter	1:19.33	528	36.49	1:19.33
9.	WRIGHT Elizabeth	04	Plymouth Leander SC	1:19.79	519	36.94	1:19.79
10.	BALMER Camille	04	Cercle des Nageurs de Sion	1:20.72	501	37.74	1:20.72
11.	KILDAHL Sarah	04	Aarhus Swim	1:20.79	500	37.70	1:20.79
12.	MUELLER Jolina	04	SSG Saar Max Ritter	1:21.76	482	37.62	1:21.76
13.	BABINA Marija	04	BJSS Ridzene DSN	1:22.29	473	38.88	1:22.29
14.	HARTMANN Luisa	04	SC Neustadt/Weinstr.	1:24.31	440 *	39.84	1:24.31
15.	HAAG Nora	04	Swimming Club Redange	1:24.47	437 *	39.05	1:24.47
16.	MAISSEN Fiona	04	Swim Team Lucerne	1:24.88	431 *	39.22	1:24.88





Fédération Luxembourgeoise
de Natation et de Sauvetage

21st Luxembourg Euro Meet 2019
Luxembourg, 25th - 27th January 2019

LUXEMBOURG

LET'S MAKE IT HAPPEN

Event 29 Men, 100m Breaststroke 2004 and older
27.01.2019 - 8:44 sponsored by: Sales-Lentz Results Prelim

Meet Record	58.94	PEATY Adam	GBR	Luxembourg	29.01.2017
World Record	57.10	PEATY Adam	GBR	Glasgow (GBR)	04.08.2018
European Record	57.10	PEATY Adam	GBR	Glasgow (GBR)	04.08.2018

Open 19 +: 1:08.65 / Junior 17 - 18: 1:12.65 / Youth 15 - 16: 1:15.00

Points: FINA 2018

Rank	YB		Time	Pts	50m	100m
Open						
1.	95	KNZB	1:00.80	829 A	28.40	1:00.80
2.	99	Italian Swimming Federation	1:01.25	811 A	28.57	1:01.25
3.	96	SG Essen	1:02.18	775 A	29.09	1:02.18
4.	98	Ukrainian Swimming Federation	1:02.21	774 A	29.00	1:02.21
5.	88	Italian Swimming Federation	1:02.86	750 A	28.56	1:02.86
6.	89	Lithuanian Swimming Federation	1:02.94	747 A	29.99	1:02.94
7.	90	Hessischer Schwimm-Verband	1:03.00	745 A	29.84	1:03.00
8.	98	Farum	1:03.14	740 A	29.88	1:03.14
9.	00	Hessischer Schwimm-Verband	1:03.43	730 A	29.81	1:03.43
10.	99	Ukrainian Swimming Federation	1:03.55	726 A	29.89	1:03.55
11.	00	Kyrgyz Republic Swimming Federation	1:03.75	719 B	30.02	1:03.75
12.	97	Plymouth Leander SC	1:04.10	707 B	30.64	1:04.10
13.	04	Ukrainian Swimming Federation	1:04.27	702 B	31.01	1:04.27
14.	00	Swim Wales	1:04.74	687 B	30.22	1:04.74
15.	97	SG Bayer	1:05.03	678 B	31.05	1:05.03
16.	99	SG Bayer	1:05.07	676 B	30.35	1:05.07
17.	98	Swim Wales	1:05.24	671 B	30.33	1:05.24
18.	02	SG Poseidon Eppenheim	1:05.83	653 B	31.39	1:05.83
19.	01	Aarhus Swim	1:06.03	647 B	31.54	1:06.03
20.	99	Fed. Luxembourgeoise de Natation	1:06.11	645 ?	30.80	1:06.11
	03	Lutsk	1:06.11	645 ?	30.78	1:06.11
22.	96	Schwimmclub Uster Wallisellen	1:06.18	643 R	31.38	1:06.18
23.	98	UCD Swim Team	1:06.19	643 R	30.87	1:06.19
24.	02	Swim Wales	1:06.41	636 R	31.19	1:06.41
25.	00	Plymouth Leander SC	1:06.42	636	31.75	1:06.42
26.	01	Swim Wales	1:06.43	636	31.11	1:06.43
27.	01	SV Nikar Heidelberg	1:06.57	632	31.18	1:06.57
28.	03	WKS Slask	1:06.61	630	30.91	1:06.61
29.	01	Fed. Luxembourgeoise de Natation	1:06.66	629	30.99	1:06.66
30.	02	Plymouth Leander SC	1:06.70	628	31.22	1:06.70
31.	02	SV Nikar Heidelberg	1:07.21	614	32.06	1:07.21
32.	01	Swim England East Midlands	1:07.23	613	31.11	1:07.23
33.	00	Swim England East Midlands	1:07.43	608	31.87	1:07.43
34.	85	Rotterdam Swimming (SG)	1:07.52	605	31.82	1:07.52
35.	94	DSW 1912 Darmstadt	1:07.64	602	31.50	1:07.64
36.	95	DSW 1912 Darmstadt	1:07.67	601	31.75	1:07.67
37.	95	Plymouth Leander SC	1:07.73	600	30.12	1:07.73
38.	01	SGS Hamburg	1:07.97	593	30.86	1:07.97
39.	03	FFN Ouest	1:07.98	593	31.92	1:07.98
40.	03	Swimming Luxembourg	1:08.12	589	32.33	1:08.12
41.	01	KNZB-OC	1:08.26	586	31.68	1:08.26
42.	02	Plymouth Leander SC	1:08.41	582	31.88	1:08.41
43.	02	SV Nikar Heidelberg	1:08.65	576	34.05	1:08.65
44.	99	Team West	1:08.92	569 *	32.16	1:08.92





Fédération Luxembourgeoise
de Natation et de Sauvetage



21st Luxembourg Euro Meet 2019
Luxembourg, 25th - 27th January 2019

Event 29, Men, 100m Breaststroke, Prelim, Open

Rank	YB		Time	Pts	50m	100m	
45.	GALLAGHER Dylan	03	Swim Wales	1:08.93	569	32.65	1:08.93
	CHUNG YEE Jonathan	98	SG HT16 Hamburg	1:08.93	569 *	31.89	1:08.93
47.	SCHMIDT Marten	02	SSG Saar Max Ritter	1:09.05	566	32.87	1:09.05
48.	LANGLEY Lawrence	01	Aalborg Svoemmeklub	1:09.15	563	31.44	1:09.15
49.	EPNER Moritz	03	SC Wiesbaden 1911	1:09.41	557	32.13	1:09.41
50.	LE PAPE Thomas	03	FFN Ouest	1:09.76	549	32.66	1:09.76
51.	STIEF Fabio	03	SC Neustadt/Weinstr.	1:09.80	548	32.69	1:09.80
52.	SOULARD Nathanael	01	FFN Ouest	1:09.82	547	31.98	1:09.82
53.	ATTENOT Corentin	04	Collectif Nouvelle-Aquitaine	1:09.96	544	33.89	1:09.96
54.	BELSKIS Zenons	01	BJSS Ridzene DSN	1:10.03	542	32.83	1:10.03
55.	WOOLLEY Haydn	01	Plymouth Leander SC	1:10.07	541	32.44	1:10.07
56.	ALESSANDRI Giacomo	02	Polisportiva Comunale Riccione	1:10.24	538	32.14	1:10.24
57.	LOMBARDO Maxime	03	CD54 Natation	1:10.31	536	33.53	1:10.31
58.	BURDA Konstantin	01	VFL Gladbeck 1921	1:10.32	536	32.28	1:10.32
59.	GRUNERT Paul	02	Schwimmverein Mannheim	1:10.35	535	33.15	1:10.35
60.	SKALSKI Maximilian	02	TV 1843 Dillenburg	1:10.47	532	32.44	1:10.47
61.	EIPL Tim	03	SG Poseidon Eppelheim	1:10.69	527	32.70	1:10.69
62.	KRAJENSKI Till	04	SSF Bonn	1:10.98	521	33.15	1:10.98
63.	SUE Jona Finn	03	Hannoverscher SV 1892	1:11.20	516	33.30	1:11.20
64.	HUTZLER Max	02	Dresdner SC 1898 e.V.	1:11.30	514	32.86	1:11.30
65.	TANGHE Kasper	04	Brabo Zwemclub Antwerpen	1:11.55	509	34.02	1:11.55
66.	TSUI Dylan	02	Plymouth Leander SC	1:11.78	504	34.16	1:11.78
67.	KOCH Leo	01	SSG Pforzheim	1:11.80	503	33.24	1:11.80
68.	BRUHA Jonas	01	Sport-Union Annen e.V.	1:12.60	487	33.33	1:12.60
69.	LANNERS Bob	02	Schwammclub Deifferdang	1:12.76	484 *	32.92	1:12.76
70.	PARMENTIER Aymeric	93	Boust	1:13.10	477 *	34.45	1:13.10
71.	PETERWITZ Andre	99	SC Wiesbaden 1911	1:14.21	456 *	34.69	1:14.21
72.	DAZY Sam	03	District Liege Namur Luxembourg	1:14.64	448	35.19	1:14.64
73.	LUX Janis	04	SSF Bonn	1:15.29	436 *	34.52	1:15.29
74.	SOVJANI Davide	01	AS Merano	1:15.36	435 *	34.90	1:15.36
75.	PIERON Gauthier	04	CD54 Natation	1:19.54	370 *	37.34	1:19.54
DNS	SOSNA Matthias	00	SG Essen				
DNS	JONES Reid	02	Plymouth Leander SC				
DNS	BIZZARRI Flavio	93	C.C. Aniene				
WDR	WALTZING Loic	00	Schwammclub Deifferdang				

Junior

1.	KRESS Phillip	02	SG Poseidon Eppelheim	1:05.83	653 B	31.39	1:05.83
2.	SKRYDSTRUP Aksel	01	Aarhus Swim	1:06.03	647 B	31.54	1:06.03
3.	WILLIAMS Rhodri	02	Swim Wales	1:06.41	636 R	31.19	1:06.41
4.	NEWMAN Bradley	01	Swim Wales	1:06.43	636	31.11	1:06.43
5.	SIRBIKE Domas	01	SV Nikar Heidelberg	1:06.57	632	31.18	1:06.57
6.	VAN DEN BOSSCHE Yann	01	Fed. Luxembourgeoise de Natation	1:06.66	629	30.99	1:06.66
7.	COACCI Filippo	02	Plymouth Leander SC	1:06.70	628	31.22	1:06.70
8.	KOST Tim Dennis	02	SV Nikar Heidelberg	1:07.21	614	32.06	1:07.21
9.	ARNOLD Toby	01	Swim England East Midlands	1:07.23	613	31.11	1:07.23
10.	SCHULZ Sebastian	01	SGS Hamburg	1:07.97	593	30.86	1:07.97
11.	VAN DEN HEUVEL Quinn	01	KNZB-OC	1:08.26	586	31.68	1:08.26
12.	WUILLIEZ Jadon	02	Plymouth Leander SC	1:08.41	582	31.88	1:08.41
13.	MARINOV Petar	02	SV Nikar Heidelberg	1:08.65	576	34.05	1:08.65
14.	SCHMIDT Marten	02	SSG Saar Max Ritter	1:09.05	566	32.87	1:09.05
15.	LANGLEY Lawrence	01	Aalborg Svoemmeklub	1:09.15	563	31.44	1:09.15



FLNS
LUXEMBOURGFédération Luxembourgeoise
de Natation et de Sauvetage

LUXEMBOURG

LET'S MAKE IT HAPPEN

21st Luxembourg Euro Meet 2019
Luxembourg, 25th - 27th January 2019

Event 29, Boys, 100m Breaststroke, Prelim, Junior

Rank	YB		Time	Pts	50m	100m	
16.	SOULARD Nathanael	01	FFN Ouest	1:09.82	547	31.98	1:09.82
17.	BELSKIS Zenons	01	BJSS Ridzene DSN	1:10.03	542	32.83	1:10.03
18.	WOOLLEY Haydn	01	Plymouth Leander SC	1:10.07	541	32.44	1:10.07
19.	ALESSANDRI Giacomo	02	Polisportiva Comunale Riccione	1:10.24	538	32.14	1:10.24
20.	BURDA Konstantin	01	VFL Gladbeck 1921	1:10.32	536	32.28	1:10.32
21.	GRUNERT Paul	02	Schwimmverein Mannheim	1:10.35	535	33.15	1:10.35
22.	SKALSKI Maximilian	02	TV 1843 Dillenburg	1:10.47	532	32.44	1:10.47
23.	HUTZLER Max	02	Dresdner SC 1898 e.V.	1:11.30	514	32.86	1:11.30
24.	TSUI Dylan	02	Plymouth Leander SC	1:11.78	504	34.16	1:11.78
25.	KOCH Leo	01	SSG Pforzheim	1:11.80	503	33.24	1:11.80
26.	BRUHA Jonas	01	Sport-Union Annen e.V.	1:12.60	487	33.33	1:12.60
27.	LANNERS Bob	02	Schwammclub Deifferdang	1:12.76	484 *	32.92	1:12.76
28.	SOVJANI Davide	01	AS Merano	1:15.36	435 *	34.90	1:15.36
DNS	JONES Reid	02	Plymouth Leander SC				

Youth

1.	KRYZHANIVSKYI Rostyslav	04	Ukrainian Swimming Federation	1:04.27	702 B	31.01	1:04.27
2.	TKACHUK Maksim	03	Lutsk	1:06.11	645 ?	30.78	1:06.11
3.	ZHURAVEL Nazar	03	WKS Slask	1:06.61	630	30.91	1:06.61
4.	LE GOFF Yann	03	FFN Ouest	1:07.98	593	31.92	1:07.98
5.	CARNEIRO Joao	03	Swimming Luxembourg	1:08.12	589	32.33	1:08.12
6.	GALLAGHER Dylan	03	Swim Wales	1:08.93	569	32.65	1:08.93
7.	EPNER Moritz	03	SC Wiesbaden 1911	1:09.41	557	32.13	1:09.41
8.	LE PAPE Thomas	03	FFN Ouest	1:09.76	549	32.66	1:09.76
9.	STIEF Fabio	03	SC Neustadt/Weinstr.	1:09.80	548	32.69	1:09.80
10.	ATTENOT Corentin	04	Collectif Nouvelle-Aquitaine	1:09.96	544	33.89	1:09.96
11.	LOMBARDO Maxime	03	CD54 Natation	1:10.31	536	33.53	1:10.31
12.	EIPL Tim	03	SG Poseidon Eppelheim	1:10.69	527	32.70	1:10.69
13.	KRAJENSKI Till	04	SSF Bonn	1:10.98	521	33.15	1:10.98
14.	SUE Jona Finn	03	Hannoverscher SV 1892	1:11.20	516	33.30	1:11.20
15.	TANGHE Kasper	04	Brabo Zwemclub Antwerpen	1:11.55	509	34.02	1:11.55
16.	DAZY Sam	03	District Liege Namur Luxembourg	1:14.64	448	35.19	1:14.64
17.	LUX Janis	04	SSF Bonn	1:15.29	436 *	34.52	1:15.29
18.	PIERRON Gauthier	04	CD54 Natation	1:19.54	370 *	37.34	1:19.54





Fédération Luxembourgeoise
de Natation et de Sauvetage

21st Luxembourg Euro Meet 2019
Luxembourg, 25th - 27th January 2019



Event 30 Women, 200m Backstroke 2005 and older
27.01.2019 - 8:52 sponsored by: Rosport Results Prelim

Meet Record	2:09.95	ZEVINA Daryna	UKR	Luxembourg	31.01.2016
World Record	2:04.06	FRANKLIN Melissa	USA	London (GBR)	03.08.2012
European Record	2:04.94	FESIKOVA Anastasia	RUS	Rome (ITA)	01.08.2009

Open 18 +: 2:27.95 / Junior 16 - 17: 2:36.00 / Youth 14 - 15: 2:40.50

Points: FINA 2018

Rank		YB		Time	Pts	50m	100m	150m	200m
Open									
1.	MENSING Jenny	86	Hessischer Schwimm-Verband	2:16.21	755 A	32.26	1:07.14	1:41.73	2:16.21
2.	RAMATELLI Giulia	00	Tiro a Volo Nuoto	2:16.66	748 A	32.63	1:06.71	1:41.73	2:16.66
3.	HOSSZU Katinka	89	Iron Swim	2:18.62	716 A	32.51	1:07.63	1:44.08	2:18.62
4.	PARUSCIO Letizia	96	C.C. Aniene	2:19.87	697 A	32.54	1:07.50	1:43.66	2:19.87
5.	SCALIA Silvia	95	Italian Swimming Federation	2:20.05	695 A	31.84	1:06.99	1:42.41	2:20.05
6.	OSRIN Honey	03	Plymouth Leander SC	2:20.73	685 A	32.74	1:08.71	1:45.27	2:20.73
7.	SOERENSEN Karoline	02	Denmark Junior	2:22.18	664 A	33.22	1:09.05	1:45.98	2:22.18
8.	WOLTER Celine	04	Dresdner SC 1898 e.V.	2:22.58	658 A	32.83	1:08.44	1:46.06	2:22.58
9.	BANKY Jacqueline	96	Fed. Luxembourgeoise de Natation	2:24.42	633 A	33.09	1:09.24	1:46.88	2:24.42
10.	WIECZOREK Rieke	03	Hessischer Schwimm-Verband	2:24.63	631 A	33.48	1:10.10	1:47.73	2:24.63
11.	APUSHKINSKAYA Anna	04	SSG Saar Max Ritter	2:25.46	620 B	33.97	1:10.53	1:48.34	2:25.46
12.	TASZHANOVA Diana	04	Dostyk Aktobe	2:25.69	617 B	33.26	1:10.04	1:47.50	2:25.69
13.	PATEL Maana	00	Glenmark Aquatic Foundation	2:26.11	612 B	32.91	1:10.12	1:48.70	2:26.11
14.	TREGOAT Angeline	02	FFN Ouest	2:26.35	609 B	33.81	1:10.27	1:48.30	2:26.35
15.	FORSS Trine	03	Team West	2:27.07	600 B	33.76	1:10.01	1:47.99	2:27.07
16.	MUELLER Selina	98	SC Wiesbaden 1911	2:27.15	599 B	34.23	1:11.41	1:49.65	2:27.15
17.	PALMUND Liva	02	Denmark Junior	2:27.18	598 B	33.03	1:10.80	1:48.84	2:27.18
18.	ORMIERES Sephora	02	FFN Ouest	2:27.92	589 B	34.34	1:12.21	1:50.77	2:27.92
19.	HANQUET Marion	01	Team West	2:27.93	589 B	34.58	1:12.45	1:50.86	2:27.93
20.	CLERC Enola	03	Canards La Rochelle	2:28.91	578 B	34.42	1:12.34	1:50.83	2:28.91
21.	WIEDEMANN Lara	02	SSF Bonn	2:28.94	577 R	33.52	1:12.05	1:51.28	2:28.94
22.	FRANSSON Vera	01	Team West	2:29.25	574 R *	34.35	1:11.69	1:50.95	2:29.25
23.	SCHMIEDEFELD Emma	03	TSG Backnang	2:29.92	566 R	33.63	1:11.46	1:51.27	2:29.92
24.	PAPE Marlene	03	1. Paderborner SV	2:29.93	566 R	34.35	1:12.36	1:51.69	2:29.93
25.	WAUTERS Laura	03	Flanders	2:30.12	564	34.98	1:12.57	1:51.27	2:30.12
26.	BURRI Valentina	03	Swim Team Lucerne	2:30.36	561	35.74	1:14.31	1:52.67	2:30.36
27.	SOBIK Zuzanna	02	WKS Slask	2:31.16	552	34.82	1:12.49	1:52.03	2:31.16
28.	LITVINOV Isabell	01	SSG Pforzheim	2:31.47	549 *	34.42	1:13.28	1:52.48	2:31.47
29.	SWEGMARK Ida	00	Team West	2:32.21	541 *	35.43	1:13.02	1:52.37	2:32.21
30.	FORSON Kaya	02	Ghana Swimming	2:32.45	538	35.52	1:14.23	1:53.38	2:32.45
31.	OLESEN Ida	03	Aalborg Svoemmeklub	2:32.60	537	35.86	1:14.18	1:53.76	2:32.60
32.	VERJE Mara	03	VFL Gladbeck 1921	2:32.70	536	35.27	1:13.19	1:52.88	2:32.70
33.	WILLE Sina	03	1. Paderborner SV	2:32.96	533	35.30	1:13.59	1:53.20	2:32.96
34.	ADAMS Victoria	02	Plymouth Leander SC	2:33.10	532	35.82	1:14.63	1:54.33	2:33.10
35.	BLACK Sarah	01	Cercle de Natation Dudelange	2:33.22	530 *	33.45	1:12.76	1:52.86	2:33.22
36.	PREHN Isabella	02	SC Wiesbaden 1911	2:33.51	527	35.04	1:13.29	1:52.76	2:33.51
37.	ZWING Katharina	05	SSG Saar Max Ritter	2:33.97	523	36.85	1:16.32	1:55.90	2:33.97
38.	VANDERSCHRICK Laura	02	Fed. Luxembourgeoise de Natation	2:34.57	517	34.03	1:11.58	1:51.91	2:34.57
39.	INGENDOH Emma	02	VFL Gladbeck 1921	2:35.35	509	36.73	1:15.57	1:55.53	2:35.35
40.	TISLER Romane	02	CD54 Natation	2:36.35	499 *	36.25	1:16.43	1:56.82	2:36.35
41.	VANDEPUTTE Silke	03	Brabo Zwemclub Antwerpen	2:36.43	498 *	35.09	1:14.68	1:55.26	2:36.43
42.	MOEHLE Cara	03	TSG Backnang	2:36.80	495 *	35.22	1:14.67	1:56.17	2:36.80
43.	SCHIRRA Hannah	03	SSG Saar Max Ritter	2:36.84	494 *	37.14	1:16.47	1:56.88	2:36.84
44.	ABBACI Sara	04	CD54 Natation	2:37.12	492	36.54	1:16.79	1:57.62	2:37.12





Fédération Luxembourgeoise
de Natation et de Sauvetage

21st Luxembourg Euro Meet 2019
Luxembourg, 25th - 27th January 2019



Event 30, Women, 200m Backstroke, Prelim, Open

Rank		YB		Time	Pts	50m	100m	150m	200m
45.	SCHMITZ Svea Bo	04	SC Wiesbaden 1911	2:38.31	481	36.15	1:16.88	1:58.80	2:38.31
46.	SANTUARI Camilla	03	AS Merano	2:38.49	479 *	36.41	1:16.75	1:58.68	2:38.49
47.	ESTEVE Charlotte	04	CD54 Natation	2:39.29	472	36.18	1:17.12	1:58.36	2:39.29
48.	GARSUCH Marlin	04	SC Neustadt/Weinstr.	2:39.66	469	37.02	1:17.65	1:59.15	2:39.66
49.	SCHULGIN Nicole	04	SC Neustadt/Weinstr.	2:41.34	454 *	37.50	1:17.80	2:00.38	2:41.34
50.	NOSTER Maya	05	1. Paderborner SV	2:41.44	453 *	36.62	1:17.86	2:00.17	2:41.44
51.	NAEF Tamara	04	Swim Team Lucerne	2:41.74	451 *	37.61	1:18.59	2:00.66	2:41.74
52.	GUTH Regina	05	SC Neustadt/Weinstr.	2:44.76	426 *	37.68	1:20.76	2:03.42	2:44.76
53.	BORGHOFF Charlotte	03	1. Paderborner SV	2:51.33	379 *	39.52	1:22.71	2:07.30	2:51.33
54.	MAESTRI Eliana	03	AS Merano	2:52.98	368 *	41.91	1:24.05	2:08.92	2:52.98
DNS	VERRASZTO Evelyn	89	Team Hungary						

Junior

1.	OSRIN Honey	03	Plymouth Leander SC	2:20.73	685 A	32.74	1:08.71	1:45.27	2:20.73
2.	SOERENSEN Karoline	02	Denmark Junior	2:22.18	664 A	33.22	1:09.05	1:45.98	2:22.18
3.	WIECZOREK Rieke	03	Hessischer Schwimm-Verband	2:24.63	631 A	33.48	1:10.10	1:47.73	2:24.63
4.	TREGOAT Angeline	02	FFN Ouest	2:26.35	609 B	33.81	1:10.27	1:48.30	2:26.35
5.	FORSS Trine	03	Team West	2:27.07	600 B	33.76	1:10.01	1:47.99	2:27.07
6.	PALMUND Liva	02	Denmark Junior	2:27.18	598 B	33.03	1:10.80	1:48.84	2:27.18
7.	ORMIERES Sephora	02	FFN Ouest	2:27.92	589 B	34.34	1:12.21	1:50.77	2:27.92
8.	CLERC Enola	03	Canards La Rochelle	2:28.91	578 B	34.42	1:12.34	1:50.83	2:28.91
9.	WIEDEMANN Lara	02	SSF Bonn	2:28.94	577 R	33.52	1:12.05	1:51.28	2:28.94
10.	SCHMIEDEFELD Emma	03	TSG Backnang	2:29.92	566 R	33.63	1:11.46	1:51.27	2:29.92
11.	PAPE Marlene	03	1. Paderborner SV	2:29.93	566 R	34.35	1:12.36	1:51.69	2:29.93
12.	WAUTERS Laura	03	Flanders	2:30.12	564	34.98	1:12.57	1:51.27	2:30.12
13.	BURRI Valentina	03	Swim Team Lucerne	2:30.36	561	35.74	1:14.31	1:52.67	2:30.36
14.	SOBIAK Zuzanna	02	WKS Slask	2:31.16	552	34.82	1:12.49	1:52.03	2:31.16
15.	FORSON Kaya	02	Ghana Swimming	2:32.45	538	35.52	1:14.23	1:53.38	2:32.45
16.	OLESEN Ida	03	Aalborg Svoemmeklub	2:32.60	537	35.86	1:14.18	1:53.76	2:32.60
17.	VERJE Mara	03	VFL Gladbeck 1921	2:32.70	536	35.27	1:13.19	1:52.88	2:32.70
18.	WILLE Sina	03	1. Paderborner SV	2:32.96	533	35.30	1:13.59	1:53.20	2:32.96
19.	ADAMS Victoria	02	Plymouth Leander SC	2:33.10	532	35.82	1:14.63	1:54.33	2:33.10
20.	PREHN Isabella	02	SC Wiesbaden 1911	2:33.51	527	35.04	1:13.29	1:52.76	2:33.51
21.	VANDERSCHRICK Laura	02	Fed. Luxembourgeoise de Natation	2:34.57	517	34.03	1:11.58	1:51.91	2:34.57
22.	INGENDOH Emma	02	VFL Gladbeck 1921	2:35.35	509	36.73	1:15.57	1:55.53	2:35.35
23.	TISLER Romane	02	CD54 Natation	2:36.35	499 *	36.25	1:16.43	1:56.82	2:36.35
24.	VANDEPUTTE Silke	03	Brabo Zwemclub Antwerpen	2:36.43	498 *	35.09	1:14.68	1:55.26	2:36.43
25.	MOEHLE Cara	03	TSG Backnang	2:36.80	495 *	35.22	1:14.67	1:56.17	2:36.80
26.	SCHIRRA Hannah	03	SSG Saar Max Ritter	2:36.84	494 *	37.14	1:16.47	1:56.88	2:36.84
27.	SANTUARI Camilla	03	AS Merano	2:38.49	479 *	36.41	1:16.75	1:58.68	2:38.49
28.	BORGHOFF Charlotte	03	1. Paderborner SV	2:51.33	379 *	39.52	1:22.71	2:07.30	2:51.33
29.	MAESTRI Eliana	03	AS Merano	2:52.98	368 *	41.91	1:24.05	2:08.92	2:52.98

Youth

1.	WOLTER Celine	04	Dresdner SC 1898 e.V.	2:22.58	658 A	32.83	1:08.44	1:46.06	2:22.58
2.	APUSHKINSKAYA Anna	04	SSG Saar Max Ritter	2:25.46	620 B	33.97	1:10.53	1:48.34	2:25.46
3.	TASZHANOVA Diana	04	Dostyk Aktobe	2:25.69	617 B	33.26	1:10.04	1:47.50	2:25.69
4.	ZWING Katharina	05	SSG Saar Max Ritter	2:33.97	523	36.85	1:16.32	1:55.90	2:33.97
5.	ABBACI Sara	04	CD54 Natation	2:37.12	492	36.54	1:16.79	1:57.62	2:37.12
6.	SCHMITZ Svea Bo	04	SC Wiesbaden 1911	2:38.31	481	36.15	1:16.88	1:58.80	2:38.31
7.	ESTEVE Charlotte	04	CD54 Natation	2:39.29	472	36.18	1:17.12	1:58.36	2:39.29





Fédération Luxembourgeoise
de Natation et de Sauvetage



21st Luxembourg Euro Meet 2019
Luxembourg, 25th - 27th January 2019

Event 30, Girls, 200m Backstroke, Prelim, Youth

Rank		YB		Time	Pts	50m	100m	150m	200m
8.	GARSUCH Marlin	04	SC Neustadt/Weinstr.	2:39.66	469	37.02	1:17.65	1:59.15	2:39.66
9.	SCHULGIN Nicole	04	SC Neustadt/Weinstr.	2:41.34	454 *	37.50	1:17.80	2:00.38	2:41.34
10.	NOSTER Maya	05	1. Paderborner SV	2:41.44	453 *	36.62	1:17.86	2:00.17	2:41.44
11.	NAEF Tamara	04	Swim Team Lucerne	2:41.74	451 *	37.61	1:18.59	2:00.66	2:41.74
12.	GUTH Regina	05	SC Neustadt/Weinstr.	2:44.76	426 *	37.68	1:20.76	2:03.42	2:44.76





Fédération Luxembourgeoise
de Natation et de Sauvetage

21st Luxembourg Euro Meet 2019
Luxembourg, 25th - 27th January 2019



Event 31

27.01.2019 - 9:01

Men, 200m Backstroke

sponsored by: Rosport

2004 and older

Results Prelim

Meet Record	1:59.63	CICCARESE Christopher	ITA	Luxembourg	29.01.2017
World Record	1:51.92	PEIRSOL Aaron	USA	Rome (ITA)	31.07.2009
European Record	1:53.36	RYLOV Evgeny	RUS	Glasgow (GBR)	08.08.2018

Open 19 +: 2:13.95 / Junior 17 - 18: 2:21.75 / Youth 15 - 16: 2:25.00

Points: FINA 2018

Rank		YB		Time	Pts		50m	100m	150m	200m
Open										
1.	MORA Lorenzo	98	Ass. Amici Del Nuoto Vigili Del Fuc	2:06.99	684	A	29.37	1:01.44	1:34.59	2:06.99
2.	FOELDHAI David	95	Iron Swim	2:07.21	681	A	29.71	1:02.21	1:35.54	2:07.21
3.	DE GROOT Samuel	99	ASPTT Limoges	2:07.53	675	A	29.78	1:01.72	1:34.19	2:07.53
4.	BELLAY Mathieu	97	Vikings de Rouen	2:07.60	674	A	29.92	1:02.10	1:35.27	2:07.60
5.	GLINTA Robert-Andrei	97	Romania	2:07.90	670	A	29.74	1:01.99	1:35.10	2:07.90
6.	ZIEMANN Felix	97	SC Wiesbaden 1911	2:08.64	658	A	29.74	1:02.49	1:35.99	2:08.64
7.	BRENNER Luccas Dam	01	Denmark Junior	2:08.67	658	A	29.84	1:02.39	1:36.25	2:08.67
8.	JODIN Mateo	01	FFN Ouest	2:08.93	654	A	29.98	1:02.87	1:36.11	2:08.93
9.	JANSEN Thomas	01	KNZB-OC	2:09.19	650	A	29.90	1:01.93	1:36.08	2:09.19
10.	FRANCKX Stan	02	Flanders	2:10.31	633	A	29.84	1:02.27	1:35.97	2:10.31
11.	TRUMPA Adrian	00	SG Poseidon Eppelheim	2:11.18	621	B	30.57	1:03.62	1:38.24	2:11.18
12.	REES Michael	00	Nova Centurion SC	2:11.20	620	B	30.07	1:02.86	1:37.53	2:11.20
13.	NISSEN Jakob Strunge	02	Denmark Junior	2:11.68	613	B	30.18	1:03.70	1:37.40	2:11.68
14.	KNOTT Rene Pascal	00	1. Paderborner SV	2:11.74	613	B	30.33	1:03.62	1:38.73	2:11.74
15.	PEDERSEN Nicklas Oes	02a	Denmark Junior	2:12.12	607	B	30.51	1:04.28	1:38.65	2:12.12
16.	ZLATIC Lazar	94	Iron Swim	2:12.92	596	B	31.02	1:04.29	1:38.48	2:12.92
17.	SCHMITZ Timon	02	SG Neuss	2:13.27	592	B	31.24	1:05.03	1:39.74	2:13.27
18.	SPEAKMAN Zachariah	02	Swim Wales	2:14.57	575	B	30.24	1:04.32	1:39.54	2:14.57
19.	DULONDEL Louis	98	Vikings de Rouen	2:14.62	574	B *	30.05	1:03.93	1:39.27	2:14.62
20.	DURIEUX Yannick	02	CD54 Natation	2:15.25	566	B	31.26	1:04.84	1:39.92	2:15.25
21.	PLOWMAN Archie	01	Swim England East Midlands	2:15.39	564	R	31.92	1:06.60	1:41.62	2:15.39
22.	PERKS Sam	02	Plymouth Leander SC	2:16.13	555	R	30.32	1:04.22	1:40.28	2:16.13
23.	VASSILYEV Kirill	03	Dostyk Aktobe	2:16.44	551	R	31.30	1:05.65	1:41.57	2:16.44
24.	MAIER Nelson	03	TV Gut Heil Billstedt	2:16.51	551	R	31.08	1:06.71	1:42.59	2:16.51
25.	KEBER Christian	98	SC Wiesbaden 1911	2:16.68	549	*	31.78	1:06.20	1:41.54	2:16.68
26.	VAN WESTERING Kai	03	Collectif Nouvelle-Aquitaine	2:16.91	546		31.53	1:06.05	1:41.93	2:16.91
27.	FEN German	02	Ukrainian Swimming Federation	2:17.76	536		31.03	1:05.91	1:42.13	2:17.76
28.	BEAMER Thomas	02	Swim England East Midlands	2:18.33	529		31.55	1:06.56	1:42.56	2:18.33
29.	BRAUNBERGER Richard	00	Hessischer Schwimm-Verband	2:18.79	524	*	32.58	1:07.98	1:44.11	2:18.79
30.	PAZDUR Dorian	03	CD54 Natation	2:19.02	521		31.54	1:06.10	1:42.91	2:19.02
31.	KRUEGER Nicolas	03	SC Wiesbaden 1911	2:19.31	518		31.88	1:07.74	1:44.25	2:19.31
32.	STREEFLAND Keanu	03	KNZB-OC	2:19.64	514		32.22	1:08.09	1:44.42	2:19.64
33.	MARCHER Lucas	02	Club Nautique du Val de Fensch	2:20.77	502		32.36	1:07.31	1:43.75	2:20.77
34.	RUBASHNYI Alexander	01	Youth of Moscow	2:21.47	495		33.81	1:08.75	1:45.06	2:21.47
35.	SILVA SIEIRA Carlos	03	Plymouth Leander SC	2:22.05	489		33.23	1:08.87	1:45.92	2:22.05
36.	HENRIONNET Tom	04	CD54 Natation	2:23.68	472		34.03	1:10.23	1:47.50	2:23.68
37.	DENGIS Bastien	02	Liege Mosan	2:25.13	458	*	33.92	1:10.22	1:48.15	2:25.13
38.	PLASCHKE Lennart	01	SC Wiesbaden 1911	2:25.54	454	*	34.45	1:11.66	1:49.24	2:25.54
39.	SNIEDZE Ricards Janis	03	BJSS Ridzene DSN	2:27.53	436	*	33.64	1:11.07	1:49.23	2:27.53
40.	BROCKHAUS Robin	01	1. Paderborner SV	2:27.57	436	*	32.21	1:09.73	1:49.89	2:27.57
41.	FLOTTMEYER Vincent	03	1. Paderborner SV	2:29.78	417	*	34.53	1:13.19	1:52.63	2:29.78
DNS	BROCK Marc	00	SG Essen							
DNS	ASHLEY-SPARKS Freddie	02	Plymouth Leander SC							
DNS	GDANIEC Hubert	04	Plymouth Leander SC							





Fédération Luxembourgeoise
de Natation et de Sauvetage



21st Luxembourg Euro Meet 2019
Luxembourg, 25th - 27th January 2019

Event 31, Men, 200m Backstroke, Prelim, Open

Rank		YB		Time	Pts	50m	100m	150m	200m
DNS	FABIANI Remi	01	Fed. Luxembourgeoise de Natation						
DNS	VERRASZTO David	88	Team Hungary						
DNS	STOLK Ivo	01	KNZB-OC						
WDR	WALTZING Loic	00	Schwammclub Deifferdang						

Junior

1.	BRENNER Luccas Dam	01	Denmark Junior	2:08.67	658 A	29.84	1:02.39	1:36.25	2:08.67
2.	JODIN Mateo	01	FFN Ouest	2:08.93	654 A	29.98	1:02.87	1:36.11	2:08.93
3.	JANSEN Thomas	01	KNZB-OC	2:09.19	650 A	29.90	1:01.93	1:36.08	2:09.19
4.	FRANCKX Stan	02	Flanders	2:10.31	633 A	29.84	1:02.27	1:35.97	2:10.31
5.	NISSEN Jakob Strunge	02	Denmark Junior	2:11.68	613 B	30.18	1:03.70	1:37.40	2:11.68
6.	PEDERSEN Nicklas Oes	02a	Denmark Junior	2:12.12	607 B	30.51	1:04.28	1:38.65	2:12.12
7.	SCHMITZ Timon	02	SG Neuss	2:13.27	592 B	31.24	1:05.03	1:39.74	2:13.27
8.	SPEAKMAN Zachariah	02	Swim Wales	2:14.57	575 B	30.24	1:04.32	1:39.54	2:14.57
9.	DURIEUX Yannick	02	CD54 Natation	2:15.25	566 B	31.26	1:04.84	1:39.92	2:15.25
10.	PLOWMAN Archie	01	Swim England East Midlands	2:15.39	564 R	31.92	1:06.60	1:41.62	2:15.39
11.	PERKS Sam	02	Plymouth Leander SC	2:16.13	555 R	30.32	1:04.22	1:40.28	2:16.13
12.	FEN German	02	Ukrainian Swimming Federation	2:17.76	536	31.03	1:05.91	1:42.13	2:17.76
13.	BEAMER Thomas	02	Swim England East Midlands	2:18.33	529	31.55	1:06.56	1:42.56	2:18.33
14.	MARCHER Lucas	02	Club Nautique du Val de Fensch	2:20.77	502	32.36	1:07.31	1:43.75	2:20.77
15.	RUBASHNYI Alexander	01	Youth of Moscow	2:21.47	495	33.81	1:08.75	1:45.06	2:21.47
16.	DENGIS Bastien	02	Liege Mosan	2:25.13	458 *	33.92	1:10.22	1:48.15	2:25.13
17.	PLASCHKE Lennart	01	SC Wiesbaden 1911	2:25.54	454 *	34.45	1:11.66	1:49.24	2:25.54
18.	BROCKHAUS Robin	01	1. Paderborner SV	2:27.57	436 *	32.21	1:09.73	1:49.89	2:27.57
DNS	ASHLEY-SPARKS Freddie	02	Plymouth Leander SC						
DNS	FABIANI Remi	01	Fed. Luxembourgeoise de Natation						
DNS	STOLK Ivo	01	KNZB-OC						

Youth

1.	VASSILYEV Kirill	03	Dostyk Aktobe	2:16.44	551 R	31.30	1:05.65	1:41.57	2:16.44
2.	MAIER Nelson	03	TV Gut Heil Billstedt	2:16.51	551 R	31.08	1:06.71	1:42.59	2:16.51
3.	VAN WESTERING Kai	03	Collectif Nouvelle-Aquitaine	2:16.91	546	31.53	1:06.05	1:41.93	2:16.91
4.	PAZDUR Dorian	03	CD54 Natation	2:19.02	521	31.54	1:06.10	1:42.91	2:19.02
5.	KRUEGER Nicolas	03	SC Wiesbaden 1911	2:19.31	518	31.88	1:07.74	1:44.25	2:19.31
6.	STREEFLAND Keanu	03	KNZB-OC	2:19.64	514	32.22	1:08.09	1:44.42	2:19.64
7.	SILVA SIEIRA Carlos	03	Plymouth Leander SC	2:22.05	489	33.23	1:08.87	1:45.92	2:22.05
8.	HENRIONNET Tom	04	CD54 Natation	2:23.68	472	34.03	1:10.23	1:47.50	2:23.68
9.	SNIEDZE Ricards Janis	03	BJSS Ridzene DSN	2:27.53	436 *	33.64	1:11.07	1:49.23	2:27.53
10.	FLOTTMEYER Vincent	03	1. Paderborner SV	2:29.78	417 *	34.53	1:13.19	1:52.63	2:29.78
DNS	GDANIEC Hubert	04	Plymouth Leander SC						





Fédération Luxembourgeoise
de Natation et de Sauvetage

21st Luxembourg Euro Meet 2019
Luxembourg, 25th - 27th January 2019

LUXEMBOURG

LET'S MAKE IT HAPPEN

Event 32

27.01.2019 - 9:10

Women, 200m Medley

sponsored by: Rosport

2005 and older

Results Prelim

Meet Record	2:10.46	HOSSZU Katinka	HUN	Luxembourg	28.01.2017
World Record	2:06.12	HOSSZU Katinka	HUN	Kazan (RUS)	03.08.2015
European Record	2:06.12	HOSSZU Katinka	HUN	Kazan (RUS)	03.08.2015

Open 18 +: 2:31.00 / Junior 16 - 17: 2:41.00 / Youth 14 - 15: 2:46.00

Points: FINA 2018

Rank		YB		Time	Pts	50m	100m	150m	200m
Open									
1.	UGOLKOVA Maria	89	Schwimmclub Uster Wallisellen	2:17.97	763 A	28.92	1:04.32	1:44.51	2:17.97
2.	HOSSZU Katinka	89	Iron Swim	2:18.27	758 A	30.09	1:06.31	1:46.44	2:18.27
3.	VERRASZTO Evelyn	89	Team Hungary	2:20.54	722 A	29.33	1:04.46	1:47.94	2:20.54
4.	STEPHENS Laura	99	Plymouth Leander SC	2:20.57	722 A	28.92	1:04.24	1:47.96	2:20.57
5.	VILLESEN Katrine Bukh	00	Aalborg Svoemmeklub	2:20.94	716 A	30.66	1:06.41	1:48.42	2:20.94
6.	PALLESEN Victoria Haah	02	Denmark Junior	2:22.37	695 A	31.07	1:07.91	1:50.17	2:22.37
7.	HERKLE Kim	03	SV Cannstatt 1898 e.V.	2:22.63	691 A	31.68	1:09.32	1:48.87	2:22.63
8.	GLENISTER Michaela	02	Swim England East Midlands	2:23.01	685 A	31.38	1:08.71	1:50.03	2:23.01
9.	DUUS Mia Steen	01	Denmark Senior	2:23.33	681 A	30.20	1:09.01	1:49.97	2:23.33
10.	EBBESSEN Elisabeth Sab	02	Denmark Junior	2:23.50	678 A	29.94	1:07.09	1:51.19	2:23.50
11.	COLBERT Freya	04	Swim England East Midlands	2:24.08	670 B	31.69	1:09.21	1:51.17	2:24.08
12.	KRONIGER Anna	00	SV Blau-Weiss Bochum	2:24.64	662 B	31.68	1:12.49	1:51.94	2:24.64
13.	HUBER Annika	03	VFL Sindelfingen	2:24.69	662 B	31.18	1:08.81	1:50.24	2:24.69
14.	BROEKHOVEN Lana	03	Plymouth Leander SC	2:24.92	659 B	30.95	1:09.60	1:50.42	2:24.92
15.	HAWORTH Tara	99	Edinburgh University	2:24.95	658 B	30.70	1:08.12	1:51.83	2:24.95
16.	BLOMSTERBERG Thea	02	Denmark Junior	2:25.08	656 B	31.79	1:13.09	1:50.27	2:25.08
17.	DAVIES Erin	03	Swim Wales	2:25.09	656 B	31.90	1:08.74	1:51.28	2:25.09
18.	FRANQUINET Ambre	04	Liege Mosan	2:25.41	652 B	31.28	1:08.99	1:50.57	2:25.41
19.	ASPRISSI Karen	02	Team Insubrika	2:25.46	651 B	29.51	1:06.69	1:50.99	2:25.46
20.	JUNG Maike	02	Swimteam Heddos	2:25.58	650 B	31.72	1:11.71	1:52.28	2:25.58
21.	SCHNAGL Emelie	01	SSG Saar Max Ritter	2:25.80	647 R	30.61	1:09.37	1:52.34	2:25.80
22.	MAJOR Scarlet	03	Swim Wales	2:26.03	644 R	31.00	1:08.78	1:53.44	2:26.03
23.	TANIS Elise	02	KNZB-OC	2:26.07	643 R	30.59	1:08.75	1:53.34	2:26.07
24.	OSRIN Honey	03	Plymouth Leander SC	2:26.90	632 R	31.05	1:07.36	1:52.69	2:26.90
25.	COPPING Laura	00	Plymouth Leander SC	2:27.12	629	30.58	1:09.07	1:52.37	2:27.12
26.	RIJKHOFF Lisa	01	Aalborg Svoemmeklub	2:27.20	628	30.18	1:10.51	1:54.43	2:27.20
27.	MARZIALI Ginevra	03	Dimensione Nuoto	2:27.45	625	30.93	1:09.71	1:52.52	2:27.45
28.	DANY Rebecca	01	SSF Bonn	2:28.22	616	30.65	1:10.11	1:53.62	2:28.22
29.	METZ Rosey	01	KNZB-OC	2:28.29	615	31.44	1:13.07	1:53.50	2:28.29
30.	SPIERING Femke	02	KNZB-OC	2:28.31	614	30.98	1:09.31	1:55.85	2:28.31
31.	STAUDINGER Sara	99	Schwimmclub Uster Wallisellen	2:28.49	612	32.02	1:13.40	1:54.60	2:28.49
32.	MAYOT Axelle	02	SPN Poitiers	2:28.52	612	32.13	1:10.93	1:54.19	2:28.52
33.	SCHIMMEL Hilja	03	Team West	2:28.90	607	31.30	1:11.31	1:54.37	2:28.90
34.	DUPONT Zia	02	FFN Ouest	2:29.63	598	31.51	1:12.84	1:53.70	2:29.63
35.	BROEGGER-ANDERSEN	02	Aalborg Svoemmeklub	2:29.93	595	31.95	1:10.00	1:54.91	2:29.93
36.	WIJK Mellie	02	Team West	2:30.00	594	30.78	1:11.15	1:54.39	2:30.00
37.	DE TORRES Rebecca	04	Swim Wales	2:30.02	594	29.88	1:08.98	1:53.40	2:30.02
38.	SCHOEN Lisa	99	Aalborg Svoemmeklub	2:30.10	593	31.28	1:12.00	1:55.64	2:30.10
39.	NUNES Chefanja	01	KNZB-OC	2:30.21	591	28.70	1:06.40	1:55.27	2:30.21
40.	MENSAH Joselle	03	Plymouth Leander SC	2:30.30	590	31.41	1:12.98	1:55.84	2:30.30
41.	PETERSEN Sofie Theop	03	Denmark Junior	2:30.35	590	32.25	1:10.70	1:57.01	2:30.35
42.	PELLETIER Alizee	03	FFN Ouest	2:30.38	589	32.78	1:12.62	1:55.03	2:30.38
43.	PARUSCIO Letizia	96	C.C. Aniene	2:30.54	588	32.06	1:09.21	1:54.07	2:30.54
44.	ASTEDT Sofia	03	Team West	2:30.59	587	31.69	1:12.65	1:56.45	2:30.59





Fédération Luxembourgeoise
de Natation et de Sauvetage

21st Luxembourg Euro Meet 2019
Luxembourg, 25th - 27th January 2019

LUXEMBOURG

LET'S MAKE IT HAPPEN

Event 32, Women, 200m Medley, Prelim, Open

Rank		YB		Time	Pts	50m	100m	150m	200m
45.	RUSZKOWSKA Martyna	01	Swim Wales	2:30.79	585	31.46	1:09.96	1:54.04	2:30.79
46.	TREGOAT Angeline	02	FFN Ouest	2:30.90	583	32.38	1:09.33	1:54.14	2:30.90
47.	GADE Jackie	98	Aalborg Svoemmeklub	2:31.04	582 *	30.87	1:11.52	1:57.20	2:31.04
48.	ZWING Katharina	05	SSG Saar Max Ritter	2:31.16	580	31.28	1:11.78	1:56.68	2:31.16
49.	VAN WALLENDael Sara	02	Brabo Zwemclub Antwerpen	2:31.18	580	31.95	1:09.17	1:57.18	2:31.18
50.	VERJE Mara	03	VFL Gladbeck 1921	2:31.40	578	32.39	1:11.41	1:55.62	2:31.40
51.	MATHY Leah	02	District Liege Namur Luxembourg	2:31.47	577	32.64	1:11.96	1:57.75	2:31.47
52.	WIEDEMANN Hannah	00	SSF Bonn	2:31.72	574 *	30.71	1:10.75	1:55.38	2:31.72
53.	GARNIER Juliette	04	Collectif Nouvelle-Aquitaine	2:31.79	573	32.85	1:12.69	1:55.85	2:31.79
54.	AVRARD Laly	03	EN Tours	2:31.96	571	30.64	1:10.73	1:55.95	2:31.96
55.	VAN DROFFELAAR Anna	04	KNZB-OC	2:32.23	568	31.83	1:11.03	1:55.26	2:32.23
56.	PETERS Emma	03	Fed. Luxembourgeoise de Natation	2:32.25	568	31.09	1:11.79	1:58.21	2:32.25
57.	KOOP Marina	00	VFL Gladbeck 1921	2:32.60	564 *	32.21	1:14.37	1:55.98	2:32.60
58.	FLETCHER Cira	98	Nova Centurion SC	2:33.51	554 *	33.09	1:17.09	1:58.79	2:33.51
59.	NOEL Oriana	04	Plymouth Leander SC	2:33.83	551	31.97	1:10.50	1:58.24	2:33.83
60.	SOULARD Louann	03	FFN Ouest	2:34.23	546	32.05	1:12.97	1:56.50	2:34.23
61.	BROWNRIDGE Aimee	04	Plymouth Leander SC	2:35.11	537	30.99	1:11.02	1:56.81	2:35.11
62.	LEDENT Joanne	05	District Liege Namur Luxembourg	2:35.43	534	33.81	1:14.43	2:01.68	2:35.43
63.	AUDOUY Laura	01	USB Longwy Natation	2:35.44	534 *	32.65	1:13.83	1:59.49	2:35.44
64.	MUELLER Selina	98	SC Wiesbaden 1911	2:35.49	533 *	33.18	1:13.34	1:58.51	2:35.49
65.	BURRI Valentina	03	Swim Team Lucerne	2:35.78	530	33.56	1:13.86	1:59.83	2:35.78
66.	VOGELMANN Joelle	05	SV Nikar Heidelberg	2:36.11	527	35.06	1:16.32	2:01.38	2:36.11
67.	FABIANI Chanel	03	Cercle de Natation Dudelange	2:36.36	524	32.76	1:12.62	2:00.47	2:36.36
68.	MAYE Misty	02	Cercle des Nageurs de Sion	2:36.68	521	32.09	1:14.21	2:00.29	2:36.68
69.	STRUZZI Giulia	04	Dimensione Nuoto	2:36.78	520	33.16	1:15.73	2:01.97	2:36.78
70.	APUSHKINSKAYA Anna	04	SSG Saar Max Ritter	2:36.79	520	33.94	1:11.97	2:02.32	2:36.79
71.	GASPARD Marie	05	District Liege Namur Luxembourg	2:37.35	514	33.19	1:14.39	1:59.06	2:37.35
72.	CHINA Lucile	03	District Liege Namur Luxembourg	2:37.46	513	35.99	1:16.72	2:01.64	2:37.46
73.	BOUTET Cleo	02	District Liege Namur Luxembourg	2:37.76	510	31.94	1:14.38	2:00.73	2:37.76
74.	NICKERL Jasmin	03	SSG Pforzheim	2:37.90	509	32.18	1:14.37	2:00.51	2:37.90
75.	MENSE Nele	03	VFL Gladbeck 1921	2:37.91	509	34.82	1:14.68	2:00.36	2:37.91
76.	CHABOT Amelie	04	District Liege Namur Luxembourg	2:38.10	507	34.29	1:15.24	2:03.16	2:38.10
77.	VAN DEN BOSCH Julie	05	Brabo Zwemclub Antwerpen	2:38.20	506	33.88	1:13.86	2:01.53	2:38.20
78.	BLACK Rachael	01	Cercle de Natation Dudelange	2:38.81	500 *	32.85	1:11.58	2:01.44	2:38.81
79.	ROSE Rianne	05	Hessischer Schwimm-Verband	2:39.01	498	32.65	1:14.92	2:03.98	2:39.01
80.	BLANC Charline	00	Cercle des Nageurs de Sion	2:39.08	498 *	32.18	1:13.30	2:01.58	2:39.08
81.	HELMERICH Lena	01	SSG Pforzheim	2:39.12	497 *	33.07	1:14.44	2:00.78	2:39.12
82.	KILDAHL Sarah	04	Aarhus Swim	2:39.70	492	34.02	1:17.59	2:01.65	2:39.70
83.	FEYEN Lindsay	05	Brabo Zwemclub Antwerpen	2:40.38	486	34.78	1:13.77	2:03.44	2:40.38
84.	MEKHTOUB Jade	04	CD54 Natation	2:40.66	483	33.28	1:16.19	2:04.55	2:40.66
85.	KUHLMANN Marie	05	VFL Gladbeck 1921	2:40.94	481	33.47	1:14.12	2:03.16	2:40.94
86.	FOGH Laura	03	Aarhus Swim	2:40.99	480	34.38	1:20.76	2:03.01	2:40.99
87.	HERDT Jennifer	02	SSG Pforzheim	2:41.27	478 *	32.58	1:14.06	2:03.99	2:41.27
88.	MUELLER Jolina	04	SSG Saar Max Ritter	2:42.00	471	36.80	1:19.71	2:05.66	2:42.00
89.	BEAUDOT Laly	04	District Liege Namur Luxembourg	2:42.12	470	34.22	1:16.38	2:07.29	2:42.12
90.	PREHN Yvonne	05	SSG Pforzheim	2:42.25	469	34.35	1:17.52	2:05.57	2:42.25
91.	KNAPPE Finja	05	1. Paderborner SV	2:42.28	469	34.67	1:19.03	2:04.10	2:42.28
92.	GUARNACCIA Soledad	03	Club Nautique du Val de Fensch	2:42.85	464 *	32.90	1:17.01	2:04.53	2:42.85
93.	ZNACHOWSKA Alexandra	03	SG Neuss	2:43.61	458 *	33.46	1:16.79	2:04.93	2:43.61
DNS	SMITS Jade	01	Brabo Zwemclub Antwerpen						
DNS	SCHMIEDEFELD Emma	03	TSG Backnang						
DNS	ERHART Samira Svea	99	SC Wiesbaden 1911						



Fédération Luxembourgeoise
de Natation et de Sauvetage21st Luxembourg Euro Meet 2019
Luxembourg, 25th - 27th January 2019

Event 32, Women, 200m Medley, Prelim, Open

Rank		YB		Time	Pts	50m	100m	150m	200m
DNS	FORSON Kaya	02	Ghana Swimming						
DNS	FORSON Zaira	05	Ghana Swimming						
WDR	HIRSCHBERG Marlene	01	Hessischer Schwimm-Verband						

Junior

1.	PALLESEN Victoria Haah	02	Denmark Junior	2:22.37	695 A	31.07	1:07.91	1:50.17	2:22.37
2.	HERKLE Kim	03	SV Cannstatt 1898 e.V.	2:22.63	691 A	31.68	1:09.32	1:48.87	2:22.63
3.	GLENISTER Michaela	02	Swim England East Midlands	2:23.01	685 A	31.38	1:08.71	1:50.03	2:23.01
4.	EBBESSEN Elisabeth Sab	02	Denmark Junior	2:23.50	678 A	29.94	1:07.09	1:51.19	2:23.50
5.	HUBER Annika	03	VFL Sindelfingen	2:24.69	662 B	31.18	1:08.81	1:50.24	2:24.69
6.	BROEKHOVEN Lana	03	Plymouth Leander SC	2:24.92	659 B	30.95	1:09.60	1:50.42	2:24.92
7.	BLOMSTERBERG Thea	02	Denmark Junior	2:25.08	656 B	31.79	1:13.09	1:50.27	2:25.08
8.	DAVIES Erin	03	Swim Wales	2:25.09	656 B	31.90	1:08.74	1:51.28	2:25.09
9.	ASPRISSI Karen	02	Team Insubrika	2:25.46	651 B	29.51	1:06.69	1:50.99	2:25.46
10.	JUNG Maike	02	Swimteam Heddos	2:25.58	650 B	31.72	1:11.71	1:52.28	2:25.58
11.	MAJOR Scarlet	03	Swim Wales	2:26.03	644 R	31.00	1:08.78	1:53.44	2:26.03
12.	TANIS Elise	02	KNZB-OC	2:26.07	643 R	30.59	1:08.75	1:53.34	2:26.07
13.	OSRIN Honey	03	Plymouth Leander SC	2:26.90	632 R	31.05	1:07.36	1:52.69	2:26.90
14.	MARZIALI Ginevra	03	Dimensione Nuoto	2:27.45	625	30.93	1:09.71	1:52.52	2:27.45
15.	SPIERING Femke	02	KNZB-OC	2:28.31	614	30.98	1:09.31	1:55.85	2:28.31
16.	MAYOT Axelle	02	SPN Poitiers	2:28.52	612	32.13	1:10.93	1:54.19	2:28.52
17.	SCHIMMEL Hilja	03	Team West	2:28.90	607	31.30	1:11.31	1:54.37	2:28.90
18.	DUPONT Zia	02	FFN Ouest	2:29.63	598	31.51	1:12.84	1:53.70	2:29.63
19.	BROEGGER-ANDERSEN	02	Aalborg Svoemmeklub	2:29.93	595	31.95	1:10.00	1:54.91	2:29.93
20.	WIJK Mellie	02	Team West	2:30.00	594	30.78	1:11.15	1:54.39	2:30.00
21.	MENSAH Joselle	03	Plymouth Leander SC	2:30.30	590	31.41	1:12.98	1:55.84	2:30.30
22.	PETERSEN Sofie Theop	03	Denmark Junior	2:30.35	590	32.25	1:10.70	1:57.01	2:30.35
23.	PELLETIER Alizee	03	FFN Ouest	2:30.38	589	32.78	1:12.62	1:55.03	2:30.38
24.	ASTEDT Sofia	03	Team West	2:30.59	587	31.69	1:12.65	1:56.45	2:30.59
25.	TREGOAT Angeline	02	FFN Ouest	2:30.90	583	32.38	1:09.33	1:54.14	2:30.90
26.	VAN WALLENDÆL Sara	02	Brabo Zwemclub Antwerpen	2:31.18	580	31.95	1:09.17	1:57.18	2:31.18
27.	VERJE Mara	03	VFL Gladbeck 1921	2:31.40	578	32.39	1:11.41	1:55.62	2:31.40
28.	MATHY Leah	02	District Liege Namur Luxembourg	2:31.47	577	32.64	1:11.96	1:57.75	2:31.47
29.	AVRARD Laly	03	EN Tours	2:31.96	571	30.64	1:10.73	1:55.95	2:31.96
30.	PETERS Emma	03	Fed. Luxembourgeoise de Natation	2:32.25	568	31.09	1:11.79	1:58.21	2:32.25
31.	SOULARD Louann	03	FFN Ouest	2:34.23	546	32.05	1:12.97	1:56.50	2:34.23
32.	BURRI Valentina	03	Swim Team Lucerne	2:35.78	530	33.56	1:13.86	1:59.83	2:35.78
33.	FABIANI Chanel	03	Cercle de Natation Dudelange	2:36.36	524	32.76	1:12.62	2:00.47	2:36.36
34.	MAYE Misty	02	Cercle des Nageurs de Sion	2:36.68	521	32.09	1:14.21	2:00.29	2:36.68
35.	CHINA Lucile	03	District Liege Namur Luxembourg	2:37.46	513	35.99	1:16.72	2:01.64	2:37.46
36.	BOUTET Cleo	02	District Liege Namur Luxembourg	2:37.76	510	31.94	1:14.38	2:00.73	2:37.76
37.	NICKERL Jasmin	03	SSG Pforzheim	2:37.90	509	32.18	1:14.37	2:00.51	2:37.90
38.	MENSE Nele	03	VFL Gladbeck 1921	2:37.91	509	34.82	1:14.68	2:00.36	2:37.91
39.	FOGH Laura	03	Aarhus Swim	2:40.99	480	34.38	1:20.76	2:03.01	2:40.99
40.	HERDT Jennifer	02	SSG Pforzheim	2:41.27	478 *	32.58	1:14.06	2:03.99	2:41.27
41.	GUARNACCIA Soledad	03	Club Nautique du Val de Fensch	2:42.85	464 *	32.90	1:17.01	2:04.53	2:42.85
42.	ZNACHOWSKA Alexandra	03	SG Neuss	2:43.61	458 *	33.46	1:16.79	2:04.93	2:43.61
DNS	SCHMIEDEFELD Emma	03	TSG Backnang						
DNS	FORSON Kaya	02	Ghana Swimming						





Fédération Luxembourgeoise
de Natation et de Sauvetage

LUXEMBOURG

LET'S MAKE IT HAPPEN

21st Luxembourg Euro Meet 2019
Luxembourg, 25th - 27th January 2019

Event 32, Women, 200m Medley, Prelim

Youth

1.	COLBERT Freya	04 Swim England East Midlands	2:24.08	670 B	31.69	1:09.21	1:51.17	2:24.08
2.	FRANQUINET Ambre	04 Liege Mosan	2:25.41	652 B	31.28	1:08.99	1:50.57	2:25.41
3.	DE TORRES Rebecca	04 Swim Wales	2:30.02	594	29.88	1:08.98	1:53.40	2:30.02
4.	ZWING Katharina	05 SSG Saar Max Ritter	2:31.16	580	31.28	1:11.78	1:56.68	2:31.16
5.	GARNIER Juliette	04 Collectif Nouvelle-Aquitaine	2:31.79	573	32.85	1:12.69	1:55.85	2:31.79
6.	VAN DROFFELAAR Anna	04 KNZB-OC	2:32.23	568	31.83	1:11.03	1:55.26	2:32.23
7.	NOEL Oriana	04 Plymouth Leander SC	2:33.83	551	31.97	1:10.50	1:58.24	2:33.83
8.	BROWNRIDGE Aimee	04 Plymouth Leander SC	2:35.11	537	30.99	1:11.02	1:56.81	2:35.11
9.	LEDENT Joanne	05 District Liege Namur Luxembourg	2:35.43	534	33.81	1:14.43	2:01.68	2:35.43
10.	VOGELMANN Joelle	05 SV Nikar Heidelberg	2:36.11	527	35.06	1:16.32	2:01.38	2:36.11
11.	STRUZZI Giulia	04 Dimensione Nuoto	2:36.78	520	33.16	1:15.73	2:01.97	2:36.78
12.	APUSHKINSKAYA Anna	04 SSG Saar Max Ritter	2:36.79	520	33.94	1:11.97	2:02.32	2:36.79
13.	GASPARD Marie	05 District Liege Namur Luxembourg	2:37.35	514	33.19	1:14.39	1:59.06	2:37.35
14.	CHABOT Amelie	04 District Liege Namur Luxembourg	2:38.10	507	34.29	1:15.24	2:03.16	2:38.10
15.	VAN DEN BOSCH Julie	05 Brabo Zwemclub Antwerpen	2:38.20	506	33.88	1:13.86	2:01.53	2:38.20
16.	ROSE Rianne	05 Hessischer Schwimm-Verband	2:39.01	498	32.65	1:14.92	2:03.98	2:39.01
17.	KILDAHL Sarah	04 Aarhus Swim	2:39.70	492	34.02	1:17.59	2:01.65	2:39.70
18.	FEYEN Lindsay	05 Brabo Zwemclub Antwerpen	2:40.38	486	34.78	1:13.77	2:03.44	2:40.38
19.	MEKHTOUB Jade	04 CD54 Natation	2:40.66	483	33.28	1:16.19	2:04.55	2:40.66
20.	KUHLMANN Marie	05 VFL Gladbeck 1921	2:40.94	481	33.47	1:14.12	2:03.16	2:40.94
21.	MUELLER Jolina	04 SSG Saar Max Ritter	2:42.00	471	36.80	1:19.71	2:05.66	2:42.00
22.	BEAUDOT Laly	04 District Liege Namur Luxembourg	2:42.12	470	34.22	1:16.38	2:07.29	2:42.12
23.	PREHN Yvonne	05 SSG Pforzheim	2:42.25	469	34.35	1:17.52	2:05.57	2:42.25
24.	KNAPPE Finja	05 1. Paderborner SV	2:42.28	469	34.67	1:19.03	2:04.10	2:42.28
DNS	FORSON Zaira	05 Ghana Swimming						





Fédération Luxembourgeoise
de Natation et de Sauvetage

21st Luxembourg Euro Meet 2019
Luxembourg, 25th - 27th January 2019



Event 33

Men, 200m Medley

2004 and older

27.01.2019 - 9:25

sponsored by: Sales-Lentz

Results Prelim

Meet Record	1:59.01	CSEH Laszlo	HUN	Luxembourg	30.01.2016
World Record	1:54.00	LOCHTE Ryan	USA	Shanghai (CHN)	28.07.2011
European Record	1:55.18	CSEH Laszlo	HUN	Rome (ITA)	29.07.2009

Open 19 +: 2:16.15 / Junior 17 - 18: 2:24.10 / Youth 15 - 16: 2:28.85

Points: FINA 2018

Rank		YB		Time	Pts		50m	100m	150m	200m
Open										
1.	STACCHIOTTI Raphael	92	Fed. Luxembourgeoise de Natation	2:03.94	778	A	26.62	58.81	1:34.49	2:03.94
2.	VERRASZTO David	88	Team Hungary	2:04.01	776	A	27.61	59.30	1:34.93	2:04.01
3.	KNIPPING Arjan	94	PSV	2:05.06	757	A	26.68	59.42	1:34.47	2:05.06
4.	STUPIN Maxim	00	Moscow Club	2:05.17	755	A	26.58	58.51	1:34.13	2:05.17
5.	RAZZETTI Alberto	99	Italian Swimming Federation	2:06.65	729	A	26.50	59.35	1:35.57	2:06.65
6.	FLOHR Julius	95	Hessischer Schwimm-Verband	2:07.20	719	A	26.53	59.31	1:36.51	2:07.20
7.	SHEMBEREV Maksym	93	Azerbaijan	2:07.82	709	A	28.15	1:01.48	1:36.80	2:07.82
8.	HEIDTMANN Jacob	94	Swim-Team Elmshorn	2:08.01	706	A	27.68	1:01.24	1:38.46	2:08.01
9.	STROEBEK Lucas Bruun	01	Denmark Junior	2:09.19	687	A	28.15	1:01.54	1:40.23	2:09.19
10.	SCHMIDT Danny	01	Hessischer Schwimm-Verband	2:09.87	676	A	28.20	1:02.24	1:41.37	2:09.87
11.	MANETSCH Lucas	96	Schwimmclub Uster Wallisellen	2:10.37	668	B	28.13	1:02.22	1:39.52	2:10.37
12.	EICH Alexander	02	Dresdner SC 1898 e.V.	2:10.70	663	B	27.67	1:00.45	1:39.00	2:10.70
13.	ELLEGAARD Arthur Daler	01	Denmark Junior	2:10.82	661	B	28.17	1:02.39	1:40.82	2:10.82
14.	KOST Tim Dennis	02	SV Nikar Heidelberg	2:10.92	660	B	28.83	1:02.75	1:39.93	2:10.92
15.	VALENTI Thomas	02	Polisportiva Comunale Riccione	2:11.63	649	B	27.46	1:01.23	1:41.24	2:11.63
16.	BLANCH Nicolas	97	Aalborg Svoemmeklub	2:12.64	634	B	27.74	1:02.49	1:42.74	2:12.64
17.	JODIN Mateo	01	FFN Ouest	2:12.66	634	B	27.61	1:02.01	1:41.73	2:12.66
18.	HOELBLING Alexander	01	ATUS Knittelfeld	2:13.55	621	B	28.18	1:02.26	1:41.77	2:13.55
19.	CHOOYIN Benjamin	02	Swim Wales	2:13.58	621	B	27.76	1:01.80	1:41.31	2:13.58
20.	CARNEIRO Joao	03	Swimming Luxembourg	2:13.64	620	B	27.89	1:03.80	1:42.68	2:13.64
21.	ZDZIEBLO Piotr	02	WKS Slask	2:13.70	619	R	28.34	1:03.12	1:42.70	2:13.70
22.	TROIANOVSKIY Ihor	02	Ukrainian Swimming Federation	2:13.75	619	R	27.09	1:01.54	1:41.63	2:13.75
23.	LE PAPE Thomas	03	FFN Ouest	2:13.76	619	R	28.69	1:04.64	1:43.66	2:13.76
24.	NISSEN Jakob Strunge	02	Denmark Junior	2:14.13	613	R	29.65	1:03.40	1:44.23	2:14.13
25.	SPEAKMAN Zachariah	02	Swim Wales	2:14.35	610		28.38	1:01.79	1:41.98	2:14.35
26.	ANDERSEN Christoffer H	02	Denmark Junior	2:14.44	609		28.35	1:04.51	1:44.24	2:14.44
27.	SCHMIDT Aaron	00	SG Neuss	2:14.47	609		28.15	1:04.29	1:44.56	2:14.47
28.	KHRYPUNOV Yevgen	02	Ukrainian Swimming Federation	2:14.59	607		27.88	1:02.34	1:42.34	2:14.59
29.	ROMANCHUK Mykhaylo	96	Energy Standard	2:14.76	605		29.32	1:05.49	1:44.93	2:14.76
30.	LINDHOLM Oskar	01	Denmark Junior	2:15.02	601		28.58	1:05.59	1:44.99	2:15.02
31.	TULLBERG Sebastian	00	Denmark Senior	2:15.17	599		27.37	1:02.19	1:44.20	2:15.17
32.	MATZERATH Lucas	00	Hessischer Schwimm-Verband	2:15.51	595		29.40	1:08.84	1:42.64	2:15.51
33.	SOULARD Nathanael	01	FFN Ouest	2:15.54	594		29.48	1:06.58	1:43.95	2:15.54
34.	KRASNIQI Arti	99	Swim-Team Elmshorn	2:15.66	593		28.31	1:03.38	1:44.40	2:15.66
35.	HART James	04	Plymouth Leander SC	2:15.80	591		28.04	1:01.58	1:44.16	2:15.80
36.	SKRYDSTRUP Aksel	01	Aarhus Swim	2:15.95	589		30.25	1:07.82	1:44.51	2:15.95
37.	RICHARDS Owen	01	Swim Wales	2:16.22	586		28.49	1:03.94	1:45.01	2:16.22
38.	STEFFENS Lennart	01	SG Bayer	2:16.40	583		28.53	1:03.61	1:44.03	2:16.40
39.	DE MEYER Niels	02	Brabo Zwemclub Antwerpen	2:16.42	583		29.52	1:06.15	1:44.39	2:16.42
40.	DOMINIAK Kacper	00	WKS Slask	2:16.70	579	*	28.86	1:05.21	1:46.92	2:16.70
41.	ARNOLD Toby	01	Swim England East Midlands	2:16.77	579		29.58	1:08.47	1:45.01	2:16.77
42.	WILLIAMS Joshua	02	Swim Wales	2:16.95	576		28.35	1:02.92	1:45.95	2:16.95
43.	PREECE Aron	99	Nova Centurion SC	2:17.92	564	*	28.88	1:05.70	1:46.83	2:17.92
44.	JOZKOW Cezary	01	WKS Slask	2:18.07	562		28.96	1:06.18	1:46.86	2:18.07





Fédération Luxembourgeoise
de Natation et de Sauvetage

LUXEMBOURG

LET'S MAKE IT HAPPEN

21st Luxembourg Euro Meet 2019
Luxembourg, 25th - 27th January 2019

Event 33, Men, 200m Medley, Prelim, Open

Rank		YB	Time	Pts	50m	100m	150m	200m
45.	MAKSUMOV Ernest	97 Moscow Club	2:18.14	562 *	29.09	1:06.17	1:48.35	2:18.14
46.	SAVVA Theo	02 Swim Wales	2:18.44	558	28.92	1:03.78	1:45.36	2:18.44
47.	TANGHE Kasper	04 Brabo Zwemclub Antwerpen	2:18.65	555	29.82	1:06.74	1:45.05	2:18.65
48.	KERSHAW Charles	02 Plymouth Leander SC	2:18.69	555	29.21	1:05.26	1:45.71	2:18.69
49.	GDANIEC Hubert	04 Plymouth Leander SC	2:18.93	552	30.05	1:07.63	1:48.20	2:18.93
50.	LEWIS James	98 Swim Wales	2:19.11	550 *	29.71	1:09.54	1:45.70	2:19.11
51.	SCHMIDT Marten	02 SSG Saar Max Ritter	2:19.35	547	29.75	1:08.01	1:48.22	2:19.35
52.	KEBER Christian	98 SC Wiesbaden 1911	2:19.49	545 *	28.49	1:04.93	1:47.43	2:19.49
53.	KANTZENBACH Jon	02 Hessischer Schwimm-Verband	2:19.61	544	29.09	1:06.91	1:48.83	2:19.61
54.	WILLIM Yannis Merlin	99 SG Bayer	2:19.87	541 *	29.62	1:09.15	1:46.67	2:19.87
55.	PLOWMAN Archie	01 Swim England East Midlands	2:20.13	538	30.30	1:05.75	1:47.58	2:20.13
56.	VAN AGGELEN Tobias	04 SG Neuss	2:20.35	535	28.65	1:06.56	1:47.86	2:20.35
57.	SKALSKI Maximilian	02 TV 1843 Dillenburg	2:20.74	531	29.57	1:07.65	1:48.72	2:20.74
58.	BECKERS Felix	01 Fed. Luxembourgeoise de Natation	2:20.88	529	29.36	1:08.35	1:49.29	2:20.88
59.	KRAJENSKI Till	04 SSF Bonn	2:21.00	528	30.33	1:08.19	1:47.74	2:21.00
60.	MASCARENHAS Henrique	01 Plymouth Leander SC	2:21.04	528	29.44	1:07.17	1:49.71	2:21.04
61.	JONES Reid	02 Plymouth Leander SC	2:21.39	524	28.72	1:04.24	1:45.42	2:21.39
62.	MARCHER Lucas	02 Club Nautique du Val de Fensch	2:21.77	519	30.81	1:06.94	1:48.22	2:21.77
63.	DUDAS Daniel	94 Iron Swim	2:21.87	518 *	27.98	1:06.69	1:48.89	2:21.87
64.	GANSS Julius	02 SV Nikar Heidelberg	2:22.00	517	30.91	1:09.88	1:50.82	2:22.00
65.	VARELA Aslak	03 Plymouth Leander SC	2:22.05	516	30.32	1:09.89	1:48.49	2:22.05
66.	ADILGEREYEV Adil	02 Dostyk Aktobe	2:22.74	509	28.86	1:07.35	1:49.66	2:22.74
67.	EPNER Moritz	03 SC Wiesbaden 1911	2:22.80	508	29.57	1:07.78	1:48.23	2:22.80
68.	LANGLEY Lawrence	01 Aalborg Svoemmeklub	2:23.59	500	29.58	1:09.52	1:50.58	2:23.59
69.	FRANCOIS Mathias	03 District Liege Namur Luxembourg	2:23.68	499	30.26	1:10.13	1:51.60	2:23.68
70.	PAZDUR Dorian	03 CD54 Natation	2:23.98	496	29.72	1:05.31	1:50.12	2:23.98
71.	JEDEL Christopher	95 Team West	2:24.22	493 *	30.03	1:05.65	1:50.58	2:24.22
72.	LANNERS Nicolas	04 Fed. Luxembourgeoise de Natation	2:24.93	486	29.76	1:07.90	1:52.53	2:24.93
73.	STIEF Fabio	03 SC Neustadt/Weinstr.	2:25.41	481	31.35	1:09.81	1:51.59	2:25.41
	PETERWITZ Andre	99 SC Wiesbaden 1911	2:25.41	481 *	30.25	1:10.40	1:52.38	2:25.41
75.	NORTH Oscar	03 Plymouth Leander SC	2:25.43	481	30.07	1:08.28	1:52.35	2:25.43
76.	WUILLIEZ Jadon	02 Plymouth Leander SC	2:25.63	479 *	30.90	1:09.19	1:49.89	2:25.63
77.	LOURTIE Theo	04 District Liege Namur Luxembourg	2:26.13	474	30.50	1:09.24	1:52.56	2:26.13
78.	ROLKO Ricky	99 Fed. Luxembourgeoise de Natation	2:26.84	467 *	29.60	1:11.18	1:52.87	2:26.84
79.	SIEMUND Benjamin	03 SG Poseidon Eppelheim	2:26.88	467	31.18	1:09.66	1:53.33	2:26.88
80.	KRUEGER Nicolas	03 SC Wiesbaden 1911	2:27.26	463	30.72	1:07.42	1:53.55	2:27.26
81.	PERLA Edoardo	01 Polisportiva Comunale Riccione	2:27.79	458 *	31.38	1:10.42	1:54.86	2:27.79
82.	WERNER Nick	01 SSG Saar Max Ritter	2:27.91	457 *	30.46	1:09.79	1:54.06	2:27.91
83.	SIMAO NOGUEIRA Joao	04 Schwammclub Deifferdang	2:28.21	455	29.36	1:07.54	1:52.21	2:28.21
84.	PARMENTIER Aymeric	93 Boust	2:28.95	448 *	31.50	1:10.21	1:54.59	2:28.95
85.	SONNENBERG Philipp	04 SC Neustadt/Weinstr.	2:29.81	440 *	29.66	1:10.44	1:55.92	2:29.81
86.	WOOLLEY Haydn	01 Plymouth Leander SC	2:30.55	434 *	31.79	1:13.33	1:54.39	2:30.55
DNS	GORDO Salvador	03 Plymouth Leander SC						
DNS	WASHBURN Finlay	04 Plymouth Leander SC						
DNS	LAVEN Henrik	03 SC Neustadt/Weinstr.						
DNS	ZIEMANN Felix	97 SC Wiesbaden 1911						
DNS	KONZ Alexander	99 SG Bayer						
WDR	VAN DEN HEUVEL Quinn	01 KNZB-OC						
WDR	WALTZING Loic	00 Schwammclub Deifferdang						





Fédération Luxembourgeoise
de Natation et de Sauvetage

21st Luxembourg Euro Meet 2019
Luxembourg, 25th - 27th January 2019

LUXEMBOURG

LET'S MAKE IT HAPPEN

Event 33, Men, 200m Medley, Prelim

Junior

1.	STROEBEK Lucas Bruun	01	Denmark Junior	2:09.19	687	A	28.15	1:01.54	1:40.23	2:09.19
2.	SCHMIDT Danny	01	Hessischer Schwimm-Verband	2:09.87	676	A	28.20	1:02.24	1:41.37	2:09.87
3.	EICH Alexander	02	Dresdner SC 1898 e.V.	2:10.70	663	B	27.67	1:00.45	1:39.00	2:10.70
4.	ELLEGAARD Arthur Daler	01	Denmark Junior	2:10.82	661	B	28.17	1:02.39	1:40.82	2:10.82
5.	KOST Tim Dennis	02	SV Nikar Heidelberg	2:10.92	660	B	28.83	1:02.75	1:39.93	2:10.92
6.	VALENTI Thomas	02	Polisportiva Comunale Riccione	2:11.63	649	B	27.46	1:01.23	1:41.24	2:11.63
7.	JODIN Mateo	01	FFN Ouest	2:12.66	634	B	27.61	1:02.01	1:41.73	2:12.66
8.	HOELBLING Alexander	01	ATUS Knittelfeld	2:13.55	621	B	28.18	1:02.26	1:41.77	2:13.55
9.	CHOOYIN Benjamin	02	Swim Wales	2:13.58	621	B	27.76	1:01.80	1:41.31	2:13.58
10.	ZDZIEBLO Piotr	02	WKS Slask	2:13.70	619	R	28.34	1:03.12	1:42.70	2:13.70
11.	TROIANOVSKIY Ihor	02	Ukrainian Swimming Federation	2:13.75	619	R	27.09	1:01.54	1:41.63	2:13.75
12.	NISSEN Jakob Strunge	02	Denmark Junior	2:14.13	613	R	29.65	1:03.40	1:44.23	2:14.13
13.	SPEAKMAN Zachariah	02	Swim Wales	2:14.35	610		28.38	1:01.79	1:41.98	2:14.35
14.	ANDERSEN Christoffer	H02	Denmark Junior	2:14.44	609		28.35	1:04.51	1:44.24	2:14.44
15.	KHRYPUNOV Yevgen	02	Ukrainian Swimming Federation	2:14.59	607		27.88	1:02.34	1:42.34	2:14.59
16.	LINDHOLM Oskar	01	Denmark Junior	2:15.02	601		28.58	1:05.59	1:44.99	2:15.02
17.	SOULARD Nathanael	01	FFN Ouest	2:15.54	594		29.48	1:06.58	1:43.95	2:15.54
18.	SKRYDSTRUP Aksel	01	Aarhus Swim	2:15.95	589		30.25	1:07.82	1:44.51	2:15.95
19.	RICHARDS Owen	01	Swim Wales	2:16.22	586		28.49	1:03.94	1:45.01	2:16.22
20.	STEFFENS Lennart	01	SG Bayer	2:16.40	583		28.53	1:03.61	1:44.03	2:16.40
21.	DE MEYER Niels	02	Brabo Zwemclub Antwerpen	2:16.42	583		29.52	1:06.15	1:44.39	2:16.42
22.	ARNOLD Toby	01	Swim England East Midlands	2:16.77	579		29.58	1:08.47	1:45.01	2:16.77
23.	WILLIAMS Joshua	02	Swim Wales	2:16.95	576		28.35	1:02.92	1:45.95	2:16.95
24.	JOZKOW Cezary	01	WKS Slask	2:18.07	562		28.96	1:06.18	1:46.86	2:18.07
25.	SAVVA Theo	02	Swim Wales	2:18.44	558		28.92	1:03.78	1:45.36	2:18.44
26.	KERSHAW Charles	02	Plymouth Leander SC	2:18.69	555		29.21	1:05.26	1:45.71	2:18.69
27.	SCHMIDT Marten	02	SSG Saar Max Ritter	2:19.35	547		29.75	1:08.01	1:48.22	2:19.35
28.	KANTZENBACH Jon	02	Hessischer Schwimm-Verband	2:19.61	544		29.09	1:06.91	1:48.83	2:19.61
29.	PLOWMAN Archie	01	Swim England East Midlands	2:20.13	538		30.30	1:05.75	1:47.58	2:20.13
30.	SKALSKI Maximilian	02	TV 1843 Dillenburg	2:20.74	531		29.57	1:07.65	1:48.72	2:20.74
31.	BECKERS Felix	01	Fed. Luxembourgeoise de Natation	2:20.88	529		29.36	1:08.35	1:49.29	2:20.88
32.	MASCARENHAS Henrique	01	Plymouth Leander SC	2:21.04	528		29.44	1:07.17	1:49.71	2:21.04
33.	JONES Reid	02	Plymouth Leander SC	2:21.39	524		28.72	1:04.24	1:45.42	2:21.39
34.	MARCHER Lucas	02	Club Nautique du Val de Fensch	2:21.77	519		30.81	1:06.94	1:48.22	2:21.77
35.	GANSS Julius	02	SV Nikar Heidelberg	2:22.00	517		30.91	1:09.88	1:50.82	2:22.00
36.	ADILGEREYEV Adil	02	Dostyk Aktobe	2:22.74	509		28.86	1:07.35	1:49.66	2:22.74
37.	LANGLEY Lawrence	01	Aalborg Svoemmeklub	2:23.59	500		29.58	1:09.52	1:50.58	2:23.59
38.	WUILLIEZ Jadon	02	Plymouth Leander SC	2:25.63	479	*	30.90	1:09.19	1:49.89	2:25.63
39.	PERLA Edoardo	01	Polisportiva Comunale Riccione	2:27.79	458	*	31.38	1:10.42	1:54.86	2:27.79
40.	WERNER Nick	01	SSG Saar Max Ritter	2:27.91	457	*	30.46	1:09.79	1:54.06	2:27.91
41.	WOOLLEY Haydn	01	Plymouth Leander SC	2:30.55	434	*	31.79	1:13.33	1:54.39	2:30.55
WDR	VAN DEN HEUVEL Quinn	01	KNZB-OC							

Youth

1.	CARNEIRO Joao	03	Swimming Luxembourg	2:13.64	620	B	27.89	1:03.80	1:42.68	2:13.64
2.	LE PAPE Thomas	03	FFN Ouest	2:13.76	619	R	28.69	1:04.64	1:43.66	2:13.76
3.	HART James	04	Plymouth Leander SC	2:15.80	591		28.04	1:01.58	1:44.16	2:15.80
4.	TANGHE Kasper	04	Brabo Zwemclub Antwerpen	2:18.65	555		29.82	1:06.74	1:45.05	2:18.65
5.	GDANIEC Hubert	04	Plymouth Leander SC	2:18.93	552		30.05	1:07.63	1:48.20	2:18.93
6.	VAN AGGELEN Tobias	04	SG Neuss	2:20.35	535		28.65	1:06.56	1:47.86	2:20.35
7.	KRAJENSKI Till	04	SSF Bonn	2:21.00	528		30.33	1:08.19	1:47.74	2:21.00





Fédération Luxembourgeoise
de Natation et de Sauvetage

LUXEMBOURG

LET'S MAKE IT HAPPEN

21st Luxembourg Euro Meet 2019
Luxembourg, 25th - 27th January 2019

Event 33, Boys, 200m Medley, Prelim, Youth

Rank		YB		Time	Pts	50m	100m	150m	200m
8.	VARELA Aslak	03	Plymouth Leander SC	2:22.05	516	30.32	1:09.89	1:48.49	2:22.05
9.	EPNER Moritz	03	SC Wiesbaden 1911	2:22.80	508	29.57	1:07.78	1:48.23	2:22.80
10.	FRANCOIS Mathias	03	District Liege Namur Luxembourg	2:23.68	499	30.26	1:10.13	1:51.60	2:23.68
11.	PAZDUR Dorian	03	CD54 Natation	2:23.98	496	29.72	1:05.31	1:50.12	2:23.98
12.	LANNERS Nicolas	04	Fed. Luxembourgeoise de Natation	2:24.93	486	29.76	1:07.90	1:52.53	2:24.93
13.	STIEF Fabio	03	SC Neustadt/Weinstr.	2:25.41	481	31.35	1:09.81	1:51.59	2:25.41
14.	NORTH Oscar	03	Plymouth Leander SC	2:25.43	481	30.07	1:08.28	1:52.35	2:25.43
15.	LOURTIE Theo	04	District Liege Namur Luxembourg	2:26.13	474	30.50	1:09.24	1:52.56	2:26.13
16.	SIEMUND Benjamin	03	SG Poseidon Eppenheim	2:26.88	467	31.18	1:09.66	1:53.33	2:26.88
17.	KRUEGER Nicolas	03	SC Wiesbaden 1911	2:27.26	463	30.72	1:07.42	1:53.55	2:27.26
18.	SIMAO NOGUEIRA Joao	04	Schwammclub Deifferdang	2:28.21	455	29.36	1:07.54	1:52.21	2:28.21
19.	SONNENBERG Philipp	04	SC Neustadt/Weinstr.	2:29.81	440 *	29.66	1:10.44	1:55.92	2:29.81
DNS	GORDO Salvador	03	Plymouth Leander SC						
DNS	WASHBURN Finlay	04	Plymouth Leander SC						
DNS	LAVEN Henrik	03	SC Neustadt/Weinstr.						





Fédération Luxembourgeoise
de Natation et de Sauvetage

21st Luxembourg Euro Meet 2019
Luxembourg, 25th - 27th January 2019




Event 34 27.01.2019 - 9:40	Women, 100m Freestyle sponsored by: Ministère des Sports				2005 and older Results Prelim
Meet Record	53.21	SJOESTROEM Sarah	SWE	Luxembourg	29.01.2017
World Record	51.71	SJOESTROEM Sarah	SWE	Budapest (HUN)	23.07.2017
European Record	51.71	SJOESTROEM Sarah	SWE	Budapest (HUN)	23.07.2017

Open 18 +: 1:01.70 / Junior 16 - 17: 1:05.00 / Youth 14 - 15: 1:07.00

Points: FINA 2018

Rank	YB		Time	Pts	50m	100m
Open						
1.	93	Energy Standard	54.06	875 A	25.95	54.06
2.	95	Schwimmclub Uster Wallisellen	55.26	819 A	26.71	55.26
3.	93	Hessischer Schwimm-Verband	55.71	799 A	27.06	55.71
4.	89	Iron Swim	55.75	797 A	27.33	55.75
5.	89	Schwimmclub Uster Wallisellen	56.14	781 A	27.29	56.14
6.	93	Italian Swimming Federation	56.26	776 A	27.23	56.26
7.	86	Italian Swimming Federation	56.30	774 A	27.33	56.30
8.	00	SGS Hamburg	56.74	756 A	27.35	56.74
9.	03	BJSS Ridzene DSN	57.02	745 A	27.57	57.02
10.	98	SG Essen	57.04	745 A	27.44	57.04
11.	02	Denmark Junior	57.16	740 B	27.89	57.16
12.	95	Edinburgh University	57.18	739 B	27.51	57.18
13.	02	Denmark Junior	57.32	734 B	27.38	57.32
14.	98	KNZB	57.42	730 B	27.22	57.42
15.	01	Team Insubrika	57.49	727 B	28.07	57.49
16.	03	FFN Ouest	57.98	709 B	28.15	57.98
17.	99	AT Graz	58.09	705 B	27.89	58.09
18.	88	Stade de Vanves	58.12	704 B	27.69	58.12
19.	03	SC Wiesbaden 1911	58.13	703 B	28.08	58.13
20.	90	Italian Swimming Federation	58.14	703 B	27.83	58.14
21.	01	PSV	58.19	701 R	27.83	58.19
22.	89	Team Hungary	58.22	700 R	28.14	58.22
23.	03	Swim England East Midlands	58.29	698 R	28.65	58.29
24.	02	Swim Wales	58.41	693 R	28.03	58.41
25.	98	KNZB	58.42	693	27.96	58.42
26.	02	Swim Wales	58.48	691	28.15	58.48
27.	99	DSW 1912 Darmstadt	58.54	689	28.12	58.54
28.	01	Polisportiva Comunale Riccione	58.65	685	28.99	58.65
29.	03	Swim England East Midlands	58.80	680	28.35	58.80
	00	Aalborg Svømmeklub	58.80	680	28.30	58.80
31.	01	Plymouth Leander SC	58.89	677	28.40	58.89
32.	98	Fed. Luxembourgeoise de Natation	58.94	675	28.74	58.94
33.	99	Nova Centurion SC	58.96	674	29.24	58.96
34.	99	Edinburgh University	59.01	672	29.11	59.01
35.	03	Team West	59.08	670	28.72	59.08
36.	01	KNZB-OC	59.15	668	28.52	59.15
37.	01	VFL Gladbeck 1921	59.17	667	28.13	59.17
38.	04	Swim Wales	59.36	661	28.48	59.36
39.	02	FFN Ouest	59.39	660	28.79	59.39
	00	Aalborg Svømmeklub	59.39	660	28.73	59.39
41.	02	Team Insubrika	59.40	659	28.35	59.40
42.	02	Plymouth Leander SC	59.42	659	28.77	59.42
43.	02	Plymouth Leander SC	59.44	658	28.31	59.44
44.	02	Swim England East Midlands	59.48	657	28.29	59.48





Fédération Luxembourgeoise
de Natation et de Sauvetage



21st Luxembourg Euro Meet 2019
Luxembourg, 25th - 27th January 2019

Event 34, Women, 100m Freestyle, Prelim, Open

Rank	YB		Time	Pts	50m	100m	
45.	REMY-BARRE Justine	04	CD54 Natation	59.52	655	29.24	59.52
46.	GUERRATO Gaia	01	Team Insubrika	59.53	655	28.42	59.53
	KOEHORST Britta	03	KNZB-OC	59.53	655	29.27	59.53
48.	BANKY Jacqueline	96	Fed. Luxembourgeoise de Natation	59.61	652	28.78	59.61
	AZIROVIC Nina Sophie	03	Hessischer Schwimm-Verband	59.61	652	29.17	59.61
50.	SPIERING Femke	02	KNZB-OC	59.65	651	28.75	59.65
51.	MAJOR Scarlet	03	Swim Wales	59.67	650	29.09	59.67
52.	COETS Shannon	01	Boust	59.69	650	29.07	59.69
53.	FORSS Trine	03	Team West	59.72	649	28.48	59.72
54.	PEMBERTON Amy	01	Plymouth Leander SC	59.74	648	28.92	59.74
55.	FREEMAN Sophie	04	Plymouth Leander SC	59.76	647	29.14	59.76
56.	SZILAGYI Liliana	96	Team Hungary	59.83	645	28.63	59.83
57.	HARISBOURE Ambre	04	Collectif Nouvelle-Aquitaine	59.85	644	29.11	59.85
58.	BARDGETT Ella	04	Plymouth Leander SC	59.87	644	28.83	59.87
59.	SAUDRAIS Svetlana	04	FFN Ouest	59.90	643	29.40	59.90
60.	MENSAH Joselle	03	Plymouth Leander SC	59.99	640	28.94	59.99
	SCHIRRA Hannah	03	SSG Saar Max Ritter	59.99	640	29.38	59.99
62.	MERKLE Bettina	89	Neckarsulmer Sport-Union	1:00.02	639	28.94	1:00.02
	WOLTER Celine	04	Dresdner SC 1898 e.V.	1:00.02	639	29.15	1:00.02
64.	ROSE Rianne	05	Hessischer Schwimm-Verband	1:00.04	638	29.07	1:00.04
65.	SAVART Coralie	04	FFN Ouest	1:00.06	638	29.21	1:00.06
66.	DECONINCK Gaelle	04	Brugse Zwem- & Reddingskring	1:00.10	636	28.96	1:00.10
67.	MELBOURNE-SMITH Gabrielle	03	Swim Wales	1:00.13	635	29.50	1:00.13
68.	NIKOLETTA Margari	02	A.E. Haidariou	1:00.15	635	29.07	1:00.15
69.	SOERENSEN Karoline	02	Denmark Junior	1:00.16	635	28.55	1:00.16
70.	MEAD Amy	02	Derventio Excel	1:00.29	630	28.79	1:00.29
71.	VAN DER MAST Marij	00	PSV	1:00.30	630	29.19	1:00.30
72.	MAUTHE Sara	02	TSG Backnang	1:00.31	630	29.15	1:00.31
73.	WAUTERS Laura	03	Flanders	1:00.32	629	28.85	1:00.32
74.	VON DEN DRIESCH Jana	04	SSG Saar Max Ritter	1:00.35	629	28.90	1:00.35
75.	DE TORRES Rebecca	04	Swim Wales	1:00.36	628	28.96	1:00.36
76.	FRANSSON Vera	01	Team West	1:00.40	627	29.09	1:00.40
77.	VAN DROFFELAAR Anna	04	KNZB-OC	1:00.49	624	29.17	1:00.49
78.	STAUDINGER Simona	99	Schwimmclub Uster Wallisellen	1:00.51	624	28.91	1:00.51
79.	PILLER Maxine	00	SSG Saar Max Ritter	1:00.58	621	29.00	1:00.58
80.	NAFFAH Marie	00	SU Agen	1:00.59	621	28.99	1:00.59
81.	FEYEN Charlotte	03	Brabo Zwemclub Antwerpen	1:00.60	621	28.98	1:00.60
82.	LIALLY Emma	04	Collectif Nouvelle-Aquitaine	1:00.62	620	29.61	1:00.62
83.	BOURGEOIS Elena	03	ASPTT Limoges	1:00.67	619	28.95	1:00.67
84.	COLBERT Molly	01	Nova Centurion SC	1:00.69	618	29.29	1:00.69
85.	TASZHANOVA Diana	04	Dostyk Aktobe	1:00.71	617	29.27	1:00.71
86.	GERTH Lilli	04	TSV Bad Saulgau	1:00.74	617	29.31	1:00.74
87.	RUHNAU Alice	95	SG Essen	1:00.83	614	29.19	1:00.83
88.	PEREZ-GARCIA Maria	02	Fed. Luxembourgeoise de Natation	1:00.96	610	29.35	1:00.96
89.	RICCHI Aurora	04	Polisportiva Comunale Riccione	1:01.00	609	29.25	1:01.00
90.	VANHAUWAERT Lotte	04	Royal Ostend Swimming Club	1:01.02	608	29.11	1:01.02
91.	PILLOKAT Lara	99	VFL Gladbeck 1921	1:01.07	607	29.37	1:01.07
92.	LEDENT Joanne	05	District Liege Namur Luxembourg	1:01.08	606	29.20	1:01.08
93.	VAN WALLENDIAEL Sarah	02	Brabo Zwemclub Antwerpen	1:01.10	606	29.72	1:01.10
94.	INGENDOH Emma	02	VFL Gladbeck 1921	1:01.31	599	29.54	1:01.31
95.	SHELTON Amy	04	Swim Wales	1:01.38	597	29.34	1:01.38
	GILOT Eva	02	SPN Poitiers	1:01.38	597	29.36	1:01.38





Fédération Luxembourgeoise
de Natation et de Sauvetage

LUXEMBOURG

LET'S MAKE IT HAPPEN

21st Luxembourg Euro Meet 2019
Luxembourg, 25th - 27th January 2019

Event 34, Women, 100m Freestyle, Prelim, Open

Rank	YB		Time	Pts	50m	100m
97.	PALMUND Liva	02 Denmark Junior	1:01.45	595	29.67	1:01.45
	LOVELL Madison	04 Swim Wales	1:01.45	595	29.87	1:01.45
	PLUECKER Hannah	02 Hessischer Schwimm-Verband	1:01.45	595	29.46	1:01.45
100.	LITVINOV Isabell	01 SSG Pforzheim	1:01.47	595	29.90	1:01.47
101.	MORIN Tilde	02 Team West	1:01.56	592	29.02	1:01.56
102.	BJERG Martha	04 Aarhus Swim	1:01.61	591	30.13	1:01.61
103.	LEU Lena	02 Swim Team Lucerne	1:01.63	590	29.54	1:01.63
	GRUNDKE Leonie	03 Dresdner Delphine e.V.	1:01.63	590	29.52	1:01.63
	FORSON Kaya	02 Ghana Swimming	1:01.63	590	29.13	1:01.63
106.	KLEIN Mona	03 SG Neuss	1:01.69	588	29.49	1:01.69
107.	GUEL Dilara	02 TSG Backnang	1:01.71	588	29.72	1:01.71
108.	SWEGMARK Ida	00 Team West	1:01.79	586 *	29.73	1:01.79
109.	SCHELZEL Sira	03 TSG Backnang	1:01.82	585	29.59	1:01.82
110.	HOLLOWCHAK Makaela	00 Plymouth Leander SC	1:01.88	583 *	29.73	1:01.88
	ROBIN Cheyenne	04 Collectif Nouvelle-Aquitaine	1:01.88	583	29.69	1:01.88
112.	PETERS Emma	03 Fed. Luxembourgeoise de Natation	1:01.94	581	29.79	1:01.94
113.	WIUFF Cecilie	00 Denmark Senior	1:02.03	579 *	29.32	1:02.03
114.	NOEL Oriana	04 Plymouth Leander SC	1:02.24	573	29.68	1:02.24
	GUTH Regina	05 SC Neustadt/Weinstr.	1:02.24	573	29.87	1:02.24
116.	SCHMIEDEFELD Emma	03 TSG Backnang	1:02.30	571	30.18	1:02.30
117.	FRISONI Vanessa	03 Polisportiva Comunale Riccione	1:02.43	568	30.22	1:02.43
118.	WIJK Mellie	02 Team West	1:02.46	567	30.26	1:02.46
119.	BORGHESI Gaia	02 Polisportiva Comunale Riccione	1:02.55	564	29.65	1:02.55
120.	CHABOT Amelie	04 District Liege Namur Luxembourg	1:02.69	561	30.10	1:02.69
	HERDT Jennifer	02 SSG Pforzheim	1:02.69	561	29.94	1:02.69
122.	PREHN Isabella	02 SC Wiesbaden 1911	1:02.70	560	30.35	1:02.70
	WIECZOREK Rieke	03 Hessischer Schwimm-Verband	1:02.70	560	29.61	1:02.70
124.	SCHNUERLE Laura	01 SSF Bonn	1:02.73	560 *	29.68	1:02.73
125.	PETERS Lena	05 Fed. Luxembourgeoise de Natation	1:02.82	557	30.82	1:02.82
126.	SOERENSEN Emilie Wolf	03 Aarhus Swim	1:02.84	557	30.48	1:02.84
127.	PREHN Yvonne	05 SSG Pforzheim	1:02.95	554	30.35	1:02.95
	HEEREN Fabienne	00 Hannoverscher SV 1892	1:02.95	554 *	29.97	1:02.95
129.	CORNISH Emily	04 Plymouth Leander SC	1:03.13	549	30.06	1:03.13
130.	VETTER Nele	03 Schwimm-Team Bingerbrueck	1:03.16	548	30.09	1:03.16
131.	SCHOEN Valentina	02 SSG Saar Max Ritter	1:03.25	546	29.97	1:03.25
132.	HRIC Laura	05 Swimming Luxembourg	1:03.28	545	30.03	1:03.28
133.	MOELLER Marie-Louise	03 VFL Gladbeck 1921	1:03.29	545	30.39	1:03.29
134.	WIEDEMANN Lara	02 SSF Bonn	1:03.31	544	30.01	1:03.31
	CONSTANTINIDES Anais	99 Cercle des Nageurs de Sion	1:03.31	544 *	29.81	1:03.31
136.	WALLNOEFER Carolin	01 AS Merano	1:03.55	538 *	30.27	1:03.55
137.	BROWNRIDGE Aimee	04 Plymouth Leander SC	1:03.64	536	30.40	1:03.64
138.	MATHY Leah	02 District Liege Namur Luxembourg	1:03.67	535	31.37	1:03.67
139.	GARSUCH Marlin	04 SC Neustadt/Weinstr.	1:03.69	535	31.34	1:03.69
140.	WOLFF Jolina	05 VFL Gladbeck 1921	1:03.72	534	30.39	1:03.72
141.	FABIANI Chanel	03 Cercle de Natation Dudelange	1:03.74	533	30.21	1:03.74
142.	BENZMUELLER Magdalena	05 SG Rhein-Mosel	1:03.81	532	30.62	1:03.81
143.	VANDERSCHRICK Laura	02 Fed. Luxembourgeoise de Natation	1:03.82	531	30.25	1:03.82
	BALMER Camille	04 Cercle des Nageurs de Sion	1:03.82	531	30.70	1:03.82
145.	CHINA Lucile	03 District Liege Namur Luxembourg	1:03.88	530	31.02	1:03.88
146.	BUSCH Denise	02 Hannoverscher SV 1892	1:03.96	528	30.37	1:03.96
147.	ADAMS Victoria	02 Plymouth Leander SC	1:03.98	527	30.44	1:03.98
	PAPE Hannah	03 1. Paderborner SV	1:03.98	527	30.75	1:03.98





Fédération Luxembourgeoise
de Natation et de Sauvetage



21st Luxembourg Euro Meet 2019
Luxembourg, 25th - 27th January 2019

Event 34, Women, 100m Freestyle, Prelim, Open

Rank	YB		Time	Pts	50m	100m	
149.	NIGGEMEYER Leonie	03	1. Paderborner SV	1:04.15	523	30.90	1:04.15
150.	ESTEVE Charlotte	04	CD54 Natation	1:04.19	522	30.95	1:04.19
151.	TISLER Romane	02	CD54 Natation	1:04.25	521	31.29	1:04.25
152.	VANDEPUTTE Silke	03	Brabo Zwemclub Antwerpen	1:04.34	519	30.65	1:04.34
153.	SMIRNOVA Anna	05	Youth of Moscow	1:04.52	514	30.50	1:04.52
154.	VAN DEN BOSCH Julie	05	Brabo Zwemclub Antwerpen	1:04.62	512	30.82	1:04.62
155.	FEYEN Lindsay	05	Brabo Zwemclub Antwerpen	1:04.67	511	30.79	1:04.67
156.	OLESEN Ida	03	Aalborg Svømmeklub	1:04.75	509	31.01	1:04.75
	KUHLMANN Marie	05	VFL Gladbeck 1921	1:04.75	509	31.21	1:04.75
158.	SITTART Jule	03	TSG Backnang	1:04.77	508	30.42	1:04.77
159.	APUSHKINSKAYA Anna	04	SSG Saar Max Ritter	1:04.78	508	30.98	1:04.78
160.	GUARNACCIA Soledad	03	Club Nautique du Val de Fensch	1:04.81	507	31.11	1:04.81
161.	HARTMANN Luisa	04	SC Neustadt/Weinstr.	1:04.85	506	31.64	1:04.85
162.	HAMEN SAIEG Yael	01	Fed. Luxembourgeoise de Natation	1:04.86	506 *	31.24	1:04.86
163.	VOGELMANN Joelle	05	SV Nikar Heidelberg	1:04.91	505	31.71	1:04.91
164.	FORSON Zaira	05	Ghana Swimming	1:04.92	505	31.51	1:04.92
165.	HEEREN Charline	02	Hannoverscher SV 1892	1:05.03	502 *	31.33	1:05.03
166.	ZNACHOWSKA Alexandra	03	SG Neuss	1:05.09	501 *	31.32	1:05.09
167.	BAFFO Maria Rachele	04	Dimensione Nuoto	1:05.17	499	31.18	1:05.17
168.	PETERS Yamina	05	VFL Gladbeck 1921	1:05.29	496	31.48	1:05.29
	SCHULGIN Nicole	04	SC Neustadt/Weinstr.	1:05.29	496	31.75	1:05.29
170.	HEIERHOFF Hannah	03	SC Wiesbaden 1911	1:05.38	494 *	31.36	1:05.38
171.	PAPE Marlene	03	1. Paderborner SV	1:05.41	494 *	30.73	1:05.41
172.	BOUTET Cleo	02	District Liege Namur Luxembourg	1:05.48	492 *	31.17	1:05.48
173.	SANTUARI Camilla	03	AS Merano	1:05.50	492 *	31.70	1:05.50
174.	MEHLMANN Alexandra	03	SC Neustadt/Weinstr.	1:05.77	486 *	31.57	1:05.77
175.	NICKERL Jasmin	03	SSG Pforzheim	1:05.85	484 *	31.69	1:05.85
176.	MATICIUC Alexandra	04	Plymouth Leander SC	1:05.93	482	31.05	1:05.93
177.	SCHMITZ Svea Bo	04	SC Wiesbaden 1911	1:06.23	475	30.95	1:06.23
178.	BROICH Louisa Marie	03	Postsportverein Trier	1:06.69	466 *	31.26	1:06.69
179.	BABINA Marija	04	BJSS Ridzene DSN	1:06.71	465	31.50	1:06.71
180.	ANTONOV Veronica	02	SSG Pforzheim	1:07.08	458 *	31.47	1:07.08
181.	MAISSEN Fiona	04	Swim Team Lucerne	1:07.28	454 *	31.93	1:07.28
182.	NAEF Tamara	04	Swim Team Lucerne	1:07.34	452 *	32.29	1:07.34
183.	GOUILLART Sara	02	Schwammclub Deifferdang	1:07.51	449 *	32.06	1:07.51
184.	CORREIA Eva	05	Cercle de Natation Diekirch	1:11.48	378 *	33.41	1:11.48
DSQ	BEAUDOT Laly	04	District Liege Namur Luxembourg				

G2 - Starting before the starting signal (SW 4.4) (Time: 12:30)

DNS	PATEL Maana	00	Glenmark Aquatic Foundation
DNS	SMITS Jade	01	Brabo Zwemclub Antwerpen
DNS	MORGAN Elena	02	Swim Wales
DNS	OSRIN Honey	03	Plymouth Leander SC
DNS	STEIGER Jessica	92	VFL Gladbeck 1921
DNS	MANOLARAS Laura	03	TSG Backnang
DNS	WALLERIUS Katharina	01	SG Rhein-Mosel
DNS	WALLERIUS Theresa	03	SG Rhein-Mosel
DNS	SCHNEIDER Malaika	03	Hamburger SC
DNS	KUECHLER Hannah	02	Potsdamer SV
DNS	CASTIGLIONI Arianna	97	Italian Swimming Federation
WDR	JUMAH Bayan	94	Vikings de Rouen
WDR	PIERON Marie	01	CD54 Natation





Fédération Luxembourgeoise
de Natation et de Sauvetage

LUXEMBOURG

LET'S MAKE IT HAPPEN

21st Luxembourg Euro Meet 2019
Luxembourg, 25th - 27th January 2019

Event 34, Women, 100m Freestyle, Prelim

Junior

1. MALUKA Ieva	03	BJSS Ridzene DSN	57.02	745 A	27.57	57.02
2. EBBESEN Elisabeth Sabroe	02	Denmark Junior	57.16	740 B	27.89	57.16
3. BARRETT Karoline	02	Denmark Junior	57.32	734 B	27.38	57.32
4. LE BRIS Clara	03	FFN Ouest	57.98	709 B	28.15	57.98
5. KLEYBOLDT Rosalie	03	SC Wiesbaden 1911	58.13	703 B	28.08	58.13
6. SLEVIN Mia	03	Swim England East Midlands	58.29	698 R	28.65	58.29
7. MORRIS Ciara	02	Swim Wales	58.41	693 R	28.03	58.41
8. ALLISON Megan	02	Swim Wales	58.48	691	28.15	58.48
9. WIZARD Betsy	03	Swim England East Midlands	58.80	680	28.35	58.80
10. ASTEDT Sofia	03	Team West	59.08	670	28.72	59.08
11. INGOGLIA Joanne	02	FFN Ouest	59.39	660	28.79	59.39
12. ASPRISII Karen	02	Team Insubrika	59.40	659	28.35	59.40
13. TANIR Duru	02	Plymouth Leander SC	59.42	659	28.77	59.42
14. WILKE Franka	02	Plymouth Leander SC	59.44	658	28.31	59.44
15. YENDELL Sophie	02	Swim England East Midlands	59.48	657	28.29	59.48
16. KOEHORST Britta	03	KNZB-OC	59.53	655	29.27	59.53
17. AZIROVIC Nina Sophie	03	Hessischer Schwimm-Verband	59.61	652	29.17	59.61
18. SPIERING Femke	02	KNZB-OC	59.65	651	28.75	59.65
19. MAJOR Scarlet	03	Swim Wales	59.67	650	29.09	59.67
20. FORSS Trine	03	Team West	59.72	649	28.48	59.72
21. MENSAH Joselle	03	Plymouth Leander SC	59.99	640	28.94	59.99
SCHIRRA Hannah	03	SSG Saar Max Ritter	59.99	640	29.38	59.99
23. MELBOURNE-SMITH Gabrielle	03	Swim Wales	1:00.13	635	29.50	1:00.13
24. NIKOLETTA Margari	02	A.E. Haidariou	1:00.15	635	29.07	1:00.15
25. SOERENSEN Karoline	02	Denmark Junior	1:00.16	635	28.55	1:00.16
26. MEAD Amy	02	Derventio Excel	1:00.29	630	28.79	1:00.29
27. MAUTHE Sara	02	TSG Backnang	1:00.31	630	29.15	1:00.31
28. WAUTERS Laura	03	Flanders	1:00.32	629	28.85	1:00.32
29. FEYEN Charlotte	03	Brabo Zwemclub Antwerpen	1:00.60	621	28.98	1:00.60
30. BOURGEOIS Elena	03	ASPTT Limoges	1:00.67	619	28.95	1:00.67
31. PEREZ-GARCIA Maria	02	Fed. Luxembourgeoise de Natation	1:00.96	610	29.35	1:00.96
32. VAN WALLENDIAEL Sarah	02	Brabo Zwemclub Antwerpen	1:01.10	606	29.72	1:01.10
33. INGENDOH Emma	02	VFL Gladbeck 1921	1:01.31	599	29.54	1:01.31
34. GILOT Eva	02	SPN Poitiers	1:01.38	597	29.36	1:01.38
35. PALMUND Liva	02	Denmark Junior	1:01.45	595	29.67	1:01.45
PLUECKER Hannah	02	Hessischer Schwimm-Verband	1:01.45	595	29.46	1:01.45
37. MORIN Tilde	02	Team West	1:01.56	592	29.02	1:01.56
38. LEU Lena	02	Swim Team Lucerne	1:01.63	590	29.54	1:01.63
GRUNDKE Leonie	03	Dresdner Delphine e.V.	1:01.63	590	29.52	1:01.63
FORSON Kaya	02	Ghana Swimming	1:01.63	590	29.13	1:01.63
41. KLEIN Mona	03	SG Neuss	1:01.69	588	29.49	1:01.69
42. GUEL Dilara	02	TSG Backnang	1:01.71	588	29.72	1:01.71
43. SCHELZEL Sira	03	TSG Backnang	1:01.82	585	29.59	1:01.82
44. PETERS Emma	03	Fed. Luxembourgeoise de Natation	1:01.94	581	29.79	1:01.94
45. SCHMIEDEFELD Emma	03	TSG Backnang	1:02.30	571	30.18	1:02.30
46. FRISONI Vanessa	03	Polisportiva Comunale Riccione	1:02.43	568	30.22	1:02.43
47. WIJK Mellie	02	Team West	1:02.46	567	30.26	1:02.46
48. BORGHESI Gaia	02	Polisportiva Comunale Riccione	1:02.55	564	29.65	1:02.55
49. HERDT Jennifer	02	SSG Pforzheim	1:02.69	561	29.94	1:02.69
50. PREHN Isabella	02	SC Wiesbaden 1911	1:02.70	560	30.35	1:02.70
WIECZOREK Rieke	03	Hessischer Schwimm-Verband	1:02.70	560	29.61	1:02.70
52. SOERENSEN Emilie Wolf	03	Aarhus Swim	1:02.84	557	30.48	1:02.84





Fédération Luxembourgeoise
de Natation et de Sauvetage

LUXEMBOURG

LET'S MAKE IT HAPPEN

21st Luxembourg Euro Meet 2019
Luxembourg, 25th - 27th January 2019

Event 34, Women, 100m Freestyle, Prelim, Junior

Rank	YB		Time	Pts	50m	100m	
53.	VETTER Nele	03	Schwimm-Team Bingerbrueck	1:03.16	548	30.09	1:03.16
54.	SCHOEN Valentina	02	SSG Saar Max Ritter	1:03.25	546	29.97	1:03.25
55.	MOELLER Marie-Louise	03	VFL Gladbeck 1921	1:03.29	545	30.39	1:03.29
56.	WIEDEMANN Lara	02	SSF Bonn	1:03.31	544	30.01	1:03.31
57.	MATHY Leah	02	District Liege Namur Luxembourg	1:03.67	535	31.37	1:03.67
58.	FABIANI Chanel	03	Cercle de Natation Dudelange	1:03.74	533	30.21	1:03.74
59.	VANDERSCHRICK Laura	02	Fed. Luxembourgeoise de Natation	1:03.82	531	30.25	1:03.82
60.	CHINA Lucile	03	District Liege Namur Luxembourg	1:03.88	530	31.02	1:03.88
61.	BUSCH Denise	02	Hannoverscher SV 1892	1:03.96	528	30.37	1:03.96
62.	ADAMS Victoria	02	Plymouth Leander SC	1:03.98	527	30.44	1:03.98
	PAPE Hannah	03	1. Paderborner SV	1:03.98	527	30.75	1:03.98
64.	NIGGEMEYER Leonie	03	1. Paderborner SV	1:04.15	523	30.90	1:04.15
65.	TISLER Romane	02	CD54 Natation	1:04.25	521	31.29	1:04.25
66.	VANDEPUTTE Silke	03	Brabo Zwemclub Antwerpen	1:04.34	519	30.65	1:04.34
67.	OLESEN Ida	03	Aalborg Svoemmeklub	1:04.75	509	31.01	1:04.75
68.	SITTART Jule	03	TSG Backnang	1:04.77	508	30.42	1:04.77
69.	GUARNACCIA Soledad	03	Club Nautique du Val de Fensch	1:04.81	507	31.11	1:04.81
70.	HEEREN Charline	02	Hannoverscher SV 1892	1:05.03	502 *	31.33	1:05.03
71.	ZNACHOWSKA Alexandra	03	SG Neuss	1:05.09	501 *	31.32	1:05.09
72.	HEIERHOFF Hannah	03	SC Wiesbaden 1911	1:05.38	494 *	31.36	1:05.38
73.	PAPE Marlene	03	1. Paderborner SV	1:05.41	494 *	30.73	1:05.41
74.	BOUTET Cleo	02	District Liege Namur Luxembourg	1:05.48	492 *	31.17	1:05.48
75.	SANTUARI Camilla	03	AS Merano	1:05.50	492 *	31.70	1:05.50
76.	MEHLMANN Alexandra	03	SC Neustadt/Weinstr.	1:05.77	486 *	31.57	1:05.77
77.	NICKERL Jasmin	03	SSG Pforzheim	1:05.85	484 *	31.69	1:05.85
78.	BROICH Louisa Marie	03	Postsportverein Trier	1:06.69	466 *	31.26	1:06.69
79.	ANTONOV Veronica	02	SSG Pforzheim	1:07.08	458 *	31.47	1:07.08
80.	GOUILLART Sara	02	Schwammclub Deifferdang	1:07.51	449 *	32.06	1:07.51
DNS	MORGAN Elena	02	Swim Wales				
DNS	OSRIN Honey	03	Plymouth Leander SC				
DNS	MANOLARAS Laura	03	TSG Backnang				
DNS	WALLERIUS Theresa	03	SG Rhein-Mosel				
DNS	SCHNEIDER Malaika	03	Hamburger SC				
DNS	KUECHLER Hannah	02	Potsdamer SV				

Youth

1.	PRITCHARD Chloe	04	Swim Wales	59.36	661	28.48	59.36
2.	REMY-BARRE Justine	04	CD54 Natation	59.52	655	29.24	59.52
3.	FREEMAN Sophie	04	Plymouth Leander SC	59.76	647	29.14	59.76
4.	HARISBOURE Ambre	04	Collectif Nouvelle-Aquitaine	59.85	644	29.11	59.85
5.	BARDGETT Ella	04	Plymouth Leander SC	59.87	644	28.83	59.87
6.	SAUDRAIS Svetlana	04	FFN Ouest	59.90	643	29.40	59.90
7.	WOLTER Celine	04	Dresdner SC 1898 e.V.	1:00.02	639	29.15	1:00.02
8.	ROSE Rianne	05	Hessischer Schwimm-Verband	1:00.04	638	29.07	1:00.04
9.	SAVART Coralie	04	FFN Ouest	1:00.06	638	29.21	1:00.06
10.	DECONINCK Gaelle	04	Brugse Zwem- & Reddingskring	1:00.10	636	28.96	1:00.10
11.	VON DEN DRIESCH Jana	04	SSG Saar Max Ritter	1:00.35	629	28.90	1:00.35
12.	DE TORRES Rebecca	04	Swim Wales	1:00.36	628	28.96	1:00.36
13.	VAN DROFFELAAR Anna	04	KNZB-OC	1:00.49	624	29.17	1:00.49
14.	LIALY Emma	04	Collectif Nouvelle-Aquitaine	1:00.62	620	29.61	1:00.62
15.	TASZHANOVA Diana	04	Dostyk Aktobe	1:00.71	617	29.27	1:00.71
16.	GERTH Lilli	04	TSV Bad Saulgau	1:00.74	617	29.31	1:00.74





Fédération Luxembourgeoise
de Natation et de Sauvetage

LUXEMBOURG

LET'S MAKE IT HAPPEN

21st Luxembourg Euro Meet 2019
Luxembourg, 25th - 27th January 2019

Event 34, Girls, 100m Freestyle, Prelim, Youth

Rank	YB		Time	Pts	50m	100m	
17.	RICCHI Aurora	04	Polisportiva Comunale Riccione	1:01.00	609	29.25	1:01.00
18.	VANHAUWAERT Lotte	04	Royal Ostend Swimming Club	1:01.02	608	29.11	1:01.02
19.	LEDENT Joanne	05	District Liege Namur Luxembourg	1:01.08	606	29.20	1:01.08
20.	SHELTON Amy	04	Swim Wales	1:01.38	597	29.34	1:01.38
21.	LOVELL Madison	04	Swim Wales	1:01.45	595	29.87	1:01.45
22.	BJERG Martha	04	Aarhus Swim	1:01.61	591	30.13	1:01.61
23.	ROBIN Cheyenne	04	Collectif Nouvelle-Aquitaine	1:01.88	583	29.69	1:01.88
24.	NOEL Oriana	04	Plymouth Leander SC	1:02.24	573	29.68	1:02.24
	GUTH Regina	05	SC Neustadt/Weinstr.	1:02.24	573	29.87	1:02.24
26.	CHABOT Amelie	04	District Liege Namur Luxembourg	1:02.69	561	30.10	1:02.69
27.	PETERS Lena	05	Fed. Luxembourgeoise de Natation	1:02.82	557	30.82	1:02.82
28.	PREHN Yvonne	05	SSG Pforzheim	1:02.95	554	30.35	1:02.95
29.	CORNISH Emily	04	Plymouth Leander SC	1:03.13	549	30.06	1:03.13
30.	HRIC Laura	05	Swimming Luxembourg	1:03.28	545	30.03	1:03.28
31.	BROWNRIDGE Aimee	04	Plymouth Leander SC	1:03.64	536	30.40	1:03.64
32.	GARSUCH Marlin	04	SC Neustadt/Weinstr.	1:03.69	535	31.34	1:03.69
33.	WOLFF Jolina	05	VFL Gladbeck 1921	1:03.72	534	30.39	1:03.72
34.	BENZMUELLER Magdalena	05	SG Rhein-Mosel	1:03.81	532	30.62	1:03.81
35.	BALMER Camille	04	Cercle des Nageurs de Sion	1:03.82	531	30.70	1:03.82
36.	ESTEVE Charlotte	04	CD54 Natation	1:04.19	522	30.95	1:04.19
37.	SMIRNOVA Anna	05	Youth of Moscow	1:04.52	514	30.50	1:04.52
38.	VAN DEN BOSCH Julie	05	Brabo Zwemclub Antwerpen	1:04.62	512	30.82	1:04.62
39.	FEYEN Lindsay	05	Brabo Zwemclub Antwerpen	1:04.67	511	30.79	1:04.67
40.	KUHLMANN Marie	05	VFL Gladbeck 1921	1:04.75	509	31.21	1:04.75
41.	APUSHKINSKAYA Anna	04	SSG Saar Max Ritter	1:04.78	508	30.98	1:04.78
42.	HARTMANN Luisa	04	SC Neustadt/Weinstr.	1:04.85	506	31.64	1:04.85
43.	VOGELMANN Joelle	05	SV Nikar Heidelberg	1:04.91	505	31.71	1:04.91
44.	FORSON Zaira	05	Ghana Swimming	1:04.92	505	31.51	1:04.92
45.	BAFFO Maria Rachele	04	Dimensione Nuoto	1:05.17	499	31.18	1:05.17
46.	PETERS Yamina	05	VFL Gladbeck 1921	1:05.29	496	31.48	1:05.29
	SCHULGIN Nicole	04	SC Neustadt/Weinstr.	1:05.29	496	31.75	1:05.29
48.	MATICIUC Alexandra	04	Plymouth Leander SC	1:05.93	482	31.05	1:05.93
49.	SCHMITZ Svea Bo	04	SC Wiesbaden 1911	1:06.23	475	30.95	1:06.23
50.	BABINA Marija	04	BJSS Ridzene DSN	1:06.71	465	31.50	1:06.71
51.	MAISSEN Fiona	04	Swim Team Lucerne	1:07.28	454 *	31.93	1:07.28
52.	NAEF Tamara	04	Swim Team Lucerne	1:07.34	452 *	32.29	1:07.34
53.	CORREIA Eva	05	Cercle de Natation Diekirch	1:11.48	378 *	33.41	1:11.48
DSQ	BEAUDOT Laly	04	District Liege Namur Luxembourg				

G2 - Starting before the starting signal (SW 4.4) (Time: 12:30)



FLNS
LuxembourgFédération Luxembourgeoise
de Natation et de Sauvetage21st Luxembourg Euro Meet 2019
Luxembourg, 25th - 27th January 2019

LUXEMBOURG

LET'S MAKE IT HAPPEN

Event 35

27.01.2019 - 10:00

Men, 100m Freestyle

sponsored by: Ministère des Sports

2004 and older

Results Prelim

Meet Record	48.50	STJEPANOVIC Velimir	SRB	Luxembourg	31.01.2016
World Record	46.91	CIELO Cesar	BRA	Rome (ITA)	30.07.2009
European Record	47.12	BERNARD Alain	FRA	Rome (ITA)	30.07.2009

Open 19+: 55.00 / Junior 17 - 18: 57.00 / Youth 15 - 16: 1:00.00

Points: FINA 2018

Rank	YB		Time	Pts	50m	100m
Open						
1.	00	KOLESNIKOV Kliment Moscow Club	49.79	836 A	23.87	49.79
2.	94	PROUD Ben Energy Standard	49.98	826 A	23.89	49.98
3.	92	AERENTS Jasper Brugse Zwem- & Reddingskring	50.12	819 A	23.99	50.12
4.	99	DUBININ Vladimir Moscow Club	50.35	808 A	24.57	50.35
5.	89	FILDEBRANDT Christoph SSG Saar Max Ritter	50.43	804 A	24.15	50.43
6.	94	PUTS Jesse KNZB	50.58	797 A	24.34	50.58
7.	00	ZORZETTO Devid Tiro a Volo Nuoto	50.61	796 A	24.64	50.61
8.	98	MIRESSI Alessandro Italian Swimming Federation	50.88	783 A	24.31	50.88
9.	98	SHEVTSOV Sergii Energy Standard	50.95	780 A	23.85	50.95
10.	01	MIROSLAW Rafael SG HT16 Hamburg	50.99	778 A	24.41	50.99
11.	01	BURDISSO Frederico Italian Swimming Federation	51.29	765 B	24.28	51.29
12.	99	ZIRK Kregor Energy Standard	51.31	764 B	24.65	51.31
13.	90	DOTTO Luca Italian Swimming Federation	51.35	762 B	25.03	51.35
14.	95	CHRISTENSEN Kevin Witt Farum	51.40	760 B	25.14	51.40
	99	RAZZETTI Alberto Italian Swimming Federation	51.40	760 B	24.48	51.40
16.	02	BUKHOV Vladyslav Ukrainian Swimming Federation	51.67	748 B	24.88	51.67
17.	92	BAARS Jeroen Rotterdam Swimming (SG)	51.74	745 B	24.95	51.74
18.	97	MANNES Max Fed. Luxembourgeoise de Natation	51.81	742 B	24.91	51.81
19.	00	KISZCZAK Jakub WKS Slask	51.90	738 B	25.05	51.90
20.	96	GOOSEN Mathys KNZB	52.01	733 B	24.87	52.01
21.	98	MELLEMA Berjen KNZB-OC	52.06	731 R	25.17	52.06
22.	98	DINE MOREIRA Orhan EN Tours	52.21	725 R	24.85	52.21
23.	95	NOWOSAD Max SG Neukoelln e.V. Berlin	52.28	722 R	25.06	52.28
24.	97	KAS'YAN Bogdan Ukrainian Swimming Federation	52.36	719 R	25.25	52.36
25.	97	VERHOEVEN Thomas Rotterdam Swimming (SG)	52.42	716	25.04	52.42
26.	00	HANSEN Andreas Denmark Senior	52.43	716	25.18	52.43
27.	99	CHIRICO Luca Team Insubrika	52.44	715	25.33	52.44
28.	01	FABIANI Remi Fed. Luxembourgeoise de Natation	52.45	715	24.61	52.45
29.	91	RIVOLTA Matteo Italian Swimming Federation	52.46	715	25.07	52.46
30.	97	SALVAN Hadrien Stade de Vanves	52.53	712	25.31	52.53
31.	01	SCHUBERT Georg Dresdner SC 1898 e.V.	52.60	709	25.18	52.60
32.	94	DUDAS Daniel Iron Swim	52.64	707	25.58	52.64
33.	00	VANDERSCHRIK Stephan Fed. Luxembourgeoise de Natation	52.65	707	25.35	52.65
34.	00	EMO Jerome Herstalnatation	52.66	706	24.90	52.66
35.	95	FOELDHAAZI David Iron Swim	52.71	704	25.51	52.71
36.	01	KOCH Leo SSG Pforzheim	52.74	703	25.52	52.74
37.	99	GADGAARD Mikkel Denmark Senior	52.76	702	25.57	52.76
38.	98	KHLOPTSOV Andrii Ukrainian Swimming Federation	52.82	700	25.94	52.82
39.	97	ZIEMANN Felix SC Wiesbaden 1911	52.83	700	25.42	52.83
40.	03	NICKELSEN Rasmus Denmark Junior	52.87	698	25.04	52.87
41.	01	KAMMANN Bjoern AMTV-FTV Hamburg	52.88	698	25.54	52.88
42.	98	MOORE Andrew UCD Swim Team	52.89	697	25.41	52.89
43.	93	BICZO Bence Team Hungary	53.05	691	25.96	53.05
44.	02	THENU Maxime FFN Ouest	53.11	689	25.94	53.11





Fédération Luxembourgeoise
de Natation et de Sauvetage

21st Luxembourg Euro Meet 2019
Luxembourg, 25th - 27th January 2019



Event 35, Men, 100m Freestyle, Prelim, Open

Rank	YB		Time	Pts	50m	100m	
44.	JAWORSKI Szymon	01	WKS Slask	53.11	689	25.52	53.11
46.	PETROCHUK Ilyia	03	Lutsk	53.13	688	25.50	53.13
47.	SAUBER Bob	01	Fed. Luxembourgeoise de Natation	53.18	686	25.73	53.18
48.	REDEMANN Fleming	00	SG Essen	53.19	685	25.99	53.19
49.	JONES Reid	02	Plymouth Leander SC	53.29	682	25.11	53.29
50.	ZHURAVEL Nazar	03	WKS Slask	53.37	679	25.76	53.37
51.	SUENKEL Rafael	02	Dresdner SC 1898 e.V.	53.38	678	25.42	53.38
52.	STROEBEK Lucas Bruun	01	Denmark Junior	53.46	675	26.05	53.46
	SCHALLER Moritz	00	SG Bayer	53.46	675	26.15	53.46
54.	HIGGINS John	95	UCD Swim Team	53.56	671	25.63	53.56
55.	BEELEY Tom	99	Plymouth Leander SC	53.57	671	25.97	53.57
56.	AX Joel	91	SC Wiesbaden 1911	53.80	662	25.67	53.80
57.	CLARKE Kameron	02	Swim Wales	53.88	659	25.76	53.88
58.	JACKOWSKI Tomasz	02	WKS Slask	53.92	658	26.37	53.92
	NIANE Abdoul	88	AS Monaco	53.92	658	25.36	53.92
60.	JAKUPSSON Magnus	94	Farum	53.94	657	25.22	53.94
61.	FRANCKX Stan	02	Flanders	53.95	657	25.85	53.95
62.	TULLBERG Sebastian	00	Denmark Senior	54.05	653	25.80	54.05
	LOEWEL Lukas	90	Hessischer Schwimm-Verband	54.05	653	25.94	54.05
64.	THOMPSON Joseph	02	Plymouth Leander SC	54.09	652	26.30	54.09
65.	EICHLER Adrian	03	SC Wiesbaden 1911	54.10	651	26.24	54.10
66.	LEES Axel	02	ASPTT Limoges	54.12	651	26.26	54.12
67.	DUTKOWIAK Wojciech	00	WKS Slask	54.17	649	25.81	54.17
68.	POOLE Charlie	01	Swim England East Midlands	54.23	647	26.02	54.23
	MCGLADE Kevin	93	UCD Swim Team	54.23	647	25.74	54.23
70.	KIEFFER Victor	98	EN Tours	54.28	645	26.03	54.28
71.	OLSSON Melker	00	Team West	54.33	643	26.46	54.33
72.	HUTZLER Max	02	Dresdner SC 1898 e.V.	54.37	642	25.75	54.37
73.	ANDREINI Luca	99	Polisportiva Comunale Riccione	54.40	641	26.13	54.40
74.	ECKERVOGT Alexander	00	SG Essen	54.42	640	25.86	54.42
75.	KELLER Viktor	98	SC Wiesbaden 1911	54.45	639	26.06	54.45
	KRESS Phillip	02	SG Poseidon Eppelheim	54.45	639	26.53	54.45
77.	ZLATIC Lazar	94	Iron Swim	54.46	639	25.56	54.46
78.	RUDQVIST Samuel	99	Team West	54.52	636	26.18	54.52
79.	POWER Dean	97	UCD Swim Team	54.55	635	26.17	54.55
80.	ROZENTALS Arnis Peteris	01	BJSS Ridzene DSN	54.59	634	26.12	54.59
	ZIBNER Lukas	00	SG Essen	54.59	634	26.13	54.59
82.	ARVIDSSON Anton	94	Team West	54.62	633	25.83	54.62
83.	PICOICHE Louis	02	FFN Ouest	54.64	632	26.55	54.64
84.	SHOOPINSKY Nicholas	00	SC Wiesbaden 1911	54.65	632	25.63	54.65
85.	GRUNERT Paul	02	Schwimmverein Mannheim	54.67	631	26.28	54.67
86.	HANO Grzegorz	00	WKS Slask	54.77	628	26.63	54.77
87.	KUEHLING Alexander	97	SG Bayer	54.82	626	26.62	54.82
88.	BRENNER Luccas Dam	01	Denmark Junior	54.83	626	26.48	54.83
89.	GALLAGHER Dylan	03	Swim Wales	54.87	624	26.35	54.87
90.	SAVAGE Daniel	00	Swim England East Midlands	54.91	623	26.09	54.91
91.	KELLNER Mats	99	1. Paderborner SV	54.92	623	26.04	54.92
92.	SCHMITZ Jacques	02	Fed. Luxembourgeoise de Natation	55.03	619	26.58	55.03
93.	MENCEL Milosz	02	WKS Slask	55.05	618	26.61	55.05
94.	WILLIAMS Rhodri	02	Swim Wales	55.06	618	26.22	55.06
95.	JANSEN Anton	00	PSV	55.08	617 *	26.39	55.08
96.	EDWARDS Rhys	02	Swim Wales	55.11	616	26.77	55.11





Fédération Luxembourgeoise
de Natation et de Sauvetage



21st Luxembourg Euro Meet 2019
Luxembourg, 25th - 27th January 2019

Event 35, Men, 100m Freestyle, Prelim, Open

Rank	YB		Time	Pts	50m	100m	
97.	PAKER Batuhan	02	Plymouth Leander SC	55.13	616	26.28	55.13
98.	CANARELLI Baptiste	03	Collectif Nouvelle-Aquitaine	55.14	615	26.74	55.14
99.	KATSCHKE Jan	01	SG Wago	55.15	615	26.29	55.15
100.	HEIDENREICH Tim	01	Dresdner Delphine e.V.	55.17	614	26.65	55.17
101.	HERION Martin	01	Liege Mosan	55.25	612	26.77	55.25
102.	KNOTT Rene Pascal	00	1. Paderborner SV	55.33	609 *	26.91	55.33
103.	DALEIDEN CIUFERRI Ralph	03	Fed. Luxembourgeoise de Natation	55.34	609	26.53	55.34
104.	BECKERS Felix	01	Fed. Luxembourgeoise de Natation	55.41	606	27.01	55.41
105.	STREEFLAND Keanu	03	KNZB-OC	55.43	606	26.92	55.43
106.	SUE Jona Finn	03	Hannoverscher SV 1892	55.49	604	27.04	55.49
107.	FROST Oliver Noergaard	02	Aalborg Svoemmeklub	55.67	598	26.90	55.67
108.	BELSKIS Zenons	01	BJSS Ridzene DSN	55.68	597	26.29	55.68
109.	HART James	04	Plymouth Leander SC	55.71	597	27.49	55.71
110.	HOELBLING Alexander	01	ATUS Knittelfeld	55.76	595	26.51	55.76
111.	RICHARDS Owen	01	Swim Wales	55.85	592	27.17	55.85
112.	DA COSTA Denilson	98	Plymouth Leander SC	55.88	591 *	26.54	55.88
113.	BOKOV Rodion	03	Swimming Luxembourg	55.89	591	27.04	55.89
114.	HUSQUINET Paul	02	Liege Mosan	56.00	587	26.69	56.00
115.	AL TUWAIJARI Mustafa	02	Brabo Zwemclub Antwerpen	56.18	582	26.83	56.18
	VAN ROMPAEY Senne	03	Brabo Zwemclub Antwerpen	56.18	582	26.84	56.18
117.	SIRBIKE Domas	01	SV Nikar Heidelberg	56.24	580	27.55	56.24
118.	SNIEDZE Ricards Janis	03	BJSS Ridzene DSN	56.29	578	27.17	56.29
119.	THUERING Till	97	SC Wiesbaden 1911	56.30	578 *	26.44	56.30
120.	GRIFFITHS Alex	03	Swim Wales	56.32	577	26.87	56.32
121.	MAIER Nelson	03	TV Gut Heil Billstedt	56.34	577	26.88	56.34
122.	AH WAN Lenel	02	Plymouth Leander SC	56.38	575	26.84	56.38
123.	OLSSON Elliot	99	Team West	56.46	573 *	27.55	56.46
124.	VAN DEN BOSSCHE Yann	01	Fed. Luxembourgeoise de Natation	56.55	570	26.97	56.55
125.	KOSTIKOV Yaroslav	04	Youth of Moscow	56.67	567	27.50	56.67
126.	SOVJANI Davide	01	AS Merano	56.75	564	27.18	56.75
127.	SAVVA Theo	02	Swim Wales	56.87	561	27.37	56.87
128.	JAAS Jeff	04	Fed. Luxembourgeoise de Natation	56.95	558	27.31	56.95
129.	BRUHA Jonas	01	Sport-Union Annen e.V.	57.00	557	26.67	57.00
130.	STEFFENS Lennart	01	SG Bayer	57.02	556 *	27.45	57.02
131.	GUERIN Lucas	04	Collectif Nouvelle-Aquitaine	57.10	554	27.62	57.10
132.	IVUSKANS Reinis Ricards	02	BJSS Ridzene DSN	57.14	553 *	27.21	57.14
133.	AH WAN Hayden	02	Plymouth Leander SC	57.24	550 *	27.09	57.24
134.	REMACLE Hugo	03	District Liege Namur Luxembourg	57.33	547	27.80	57.33
135.	EPNER Moritz	03	SC Wiesbaden 1911	57.38	546	27.33	57.38
136.	SONNENBERG Philipp	04	SC Neustadt/Weinstr.	57.42	545	27.51	57.42
137.	VELLEN Nicolas	02	SG Neuss	57.56	541 *	27.66	57.56
138.	WERNER Nick	01	SSG Saar Max Ritter	57.58	540 *	27.49	57.58
139.	GRAF Alex	99	Schwammclub Deifferdang	57.59	540 *	27.83	57.59
140.	SCHMIDIGER Ian	03	Swim Team Lucerne	57.64	539	27.46	57.64
141.	SCHWICK Maximilian	04	Dresdner SC 1898 e.V.	57.67	538	27.44	57.67
142.	VAN AGGELEN Tobias	04	SG Neuss	57.68	537	27.85	57.68
143.	WASHBURN Finlay	04	Plymouth Leander SC	57.72	536	27.27	57.72
144.	NASINI Michele	02	Polisportiva Comunale Riccione	57.81	534 *	27.77	57.81
145.	DE COOMAN Francois-Clement	04	District Liege Namur Luxembourg	57.82	534	27.89	57.82
146.	PEZELJ Antonio	99	SC Wiesbaden 1911	57.86	532 *	27.56	57.86
147.	GDANIEC Hubert	04	Plymouth Leander SC	58.02	528	28.26	58.02
148.	WIRTH David	02	Schwammclub Deifferdang	58.08	526 *	27.84	58.08





Fédération Luxembourgeoise
de Natation et de Sauvetage



21st Luxembourg Euro Meet 2019
Luxembourg, 25th - 27th January 2019

Event 35, Men, 100m Freestyle, Prelim, Open

Rank	YB		Time	Pts	50m	100m	
149.	BOURCKEL Mike	03	Cercle de Natation Wiltz	58.24	522	27.73	58.24
150.	EIPL Tim	03	SG Poseidon Eppenheim	58.27	521	27.79	58.27
151.	SKALSKI Maximilian	02	TV 1843 Dillenburg	58.33	520 *	27.72	58.33
152.	LANNERS Nicolas	04	Fed. Luxembourgeoise de Natation	58.51	515	28.12	58.51
153.	CONSTANTINO CAEIRO Diogo	03	Cercle de Natation Dudelange	58.54	514	28.31	58.54
154.	CHRISTIN Matthieu Nathan	03	Youth of Moscow	58.66	511	28.35	58.66
155.	BANKY Jordan	01	Swimming Luxembourg	58.69	510 *	27.65	58.69
156.	FERREIRA DO COUTO Goncalo	04	Cercle des Nageurs de Sion	58.72	509	27.32	58.72
157.	GANZEY Egor	03	Russia Ugra	58.98	503	28.37	58.98
158.	FRANCOIS Mathias	03	District Liege Namur Luxembourg	59.02	502	28.45	59.02
159.	NORTH Oscar	03	Plymouth Leander SC	59.25	496	28.52	59.25
160.	LISOVSKIS Aleksandrs	02	BJSS Ridzene DSN	59.29	495 *	27.77	59.29
161.	DANTHINE Zacharie	04	Cercle Royal de Natation Arlonais	59.33	494	28.73	59.33
162.	MBAREK Sammy	02	SC Neustadt/Weinstr.	59.35	493 *	27.79	59.35
163.	BERNARDI Andrea	03	Polisportiva Comunale Riccione	59.38	493	28.29	59.38
164.	BERTUZZI Valentin	04	Herstalnatation	59.41	492	28.35	59.41
165.	GILLARD Remi	03	Cercle Royal de Natation Arlonais	59.87	481	28.93	59.87
166.	LOURTIE Theo	04	District Liege Namur Luxembourg	59.89	480	28.90	59.89
167.	BROCKHAUS Robin	01	1. Paderborner SV	59.96	478 *	27.75	59.96
168.	KIRCH Felix	03	Cercle de Natation Dudelange	1:00.56	464 *	28.62	1:00.56
169.	STIEF Fabio	03	SC Neustadt/Weinstr.	1:00.76	460 *	29.24	1:00.76
170.	SIMAO NOGUEIRA Joao	04	Schwammclub Deifferdang	1:01.35	447 *	29.40	1:01.35
171.	SMIT Luca	03	SC Wiesbaden 1911	1:01.57	442 *	29.24	1:01.57
172.	NAEF Marcel	03	Swim Team Lucerne	1:02.33	426 *	29.75	1:02.33
DSQ	MITCHELL Stefano	99	Plymouth Leander SC				

G2 - Starting before the starting signal (SW 4.4) (Time: 10:32)

DNS WANTEN Bernd	04	Brabo Zwemclub Antwerpen
DNS PILGER Maximilian	96	SG Essen
DNS SOSNA Matthias	00	SG Essen
DNS ZELLMANN Poul	95	SG Essen
DNS ASHLEY-SPARKS Freddie	02	Plymouth Leander SC
DNS MASCARENHAS Henrique	01	Plymouth Leander SC
DNS GORDO Salvador	03	Plymouth Leander SC
DNS LAVEN Henrik	03	SC Neustadt/Weinstr.
DNS ENDERS Lennart	01	SC Wiesbaden 1911
DNS SUCH Thijs Oscar	03	SC Wiesbaden 1911
DNS VENDRAME Ivano	97	Italian Swimming Federation
DNS VERLINDEN Joeri	88	PSV
WDR EL-KAMASH Marwan	93	Energy Standard
WDR STOLK Ivo	01	KNZB-OC

Junior

1.	MIROSLAW Rafael	01	SG HT16 Hamburg	50.99	778 A	24.41	50.99
2.	BURDISSO Frederico	01	Italian Swimming Federation	51.29	765 B	24.28	51.29
3.	BUKHOV Vladyslav	02	Ukrainian Swimming Federation	51.67	748 B	24.88	51.67
4.	FABIANI Remi	01	Fed. Luxembourgeoise de Natation	52.45	715	24.61	52.45
5.	SCHUBERT Georg	01	Dresdner SC 1898 e.V.	52.60	709	25.18	52.60
6.	KOCH Leo	01	SSG Pforzheim	52.74	703	25.52	52.74
7.	KAMMANN Bjoern	01	AMTV-FTV Hamburg	52.88	698	25.54	52.88
8.	THENU Maxime	02	FFN Ouest	53.11	689	25.94	53.11
	JAWORSKI Szymon	01	WKS Slask	53.11	689	25.52	53.11





Fédération Luxembourgeoise
de Natation et de Sauvetage

LUXEMBOURG

LET'S MAKE IT HAPPEN

21st Luxembourg Euro Meet 2019
Luxembourg, 25th - 27th January 2019

Event 35, Boys, 100m Freestyle, Prelim, Junior

Rank	YB		Time	Pts	50m	100m	
10.	SAUBER Bob	01	Fed. Luxembourgeoise de Natation	53.18	686	25.73	53.18
11.	JONES Reid	02	Plymouth Leander SC	53.29	682	25.11	53.29
12.	SUENKEL Rafael	02	Dresdner SC 1898 e.V.	53.38	678	25.42	53.38
13.	STROEBEK Lucas Bruun	01	Denmark Junior	53.46	675	26.05	53.46
14.	CLARKE Kameron	02	Swim Wales	53.88	659	25.76	53.88
15.	JACKOWSKI Tomasz	02	WKS Slask	53.92	658	26.37	53.92
16.	FRANCKX Stan	02	Flanders	53.95	657	25.85	53.95
17.	THOMPSON Joseph	02	Plymouth Leander SC	54.09	652	26.30	54.09
18.	LEES Axel	02	ASPTT Limoges	54.12	651	26.26	54.12
19.	POOLE Charlie	01	Swim England East Midlands	54.23	647	26.02	54.23
20.	HUTZLER Max	02	Dresdner SC 1898 e.V.	54.37	642	25.75	54.37
21.	KRESS Phillip	02	SG Poseidon Eppenheim	54.45	639	26.53	54.45
22.	ROZENTALS Arnis Peteris	01	BJSS Ridzene DSN	54.59	634	26.12	54.59
23.	PICOCHÉ Louis	02	FFN Ouest	54.64	632	26.55	54.64
24.	GRUNERT Paul	02	Schwimmverein Mannheim	54.67	631	26.28	54.67
25.	BRENNER Luccas Dam	01	Denmark Junior	54.83	626	26.48	54.83
26.	SCHMITZ Jacques	02	Fed. Luxembourgeoise de Natation	55.03	619	26.58	55.03
27.	MENCEL Milosz	02	WKS Slask	55.05	618	26.61	55.05
28.	WILLIAMS Rhodri	02	Swim Wales	55.06	618	26.22	55.06
29.	EDWARDS Rhys	02	Swim Wales	55.11	616	26.77	55.11
30.	PAKER Batuhan	02	Plymouth Leander SC	55.13	616	26.28	55.13
31.	KATSCHKE Jan	01	SG Wago	55.15	615	26.29	55.15
32.	HEIDENREICH Tim	01	Dresdner Delphine e.V.	55.17	614	26.65	55.17
33.	HERION Martin	01	Liege Mosan	55.25	612	26.77	55.25
34.	BECKERS Felix	01	Fed. Luxembourgeoise de Natation	55.41	606	27.01	55.41
35.	FROST Oliver Noergaard	02	Aalborg Svoemmeklub	55.67	598	26.90	55.67
36.	BELSKIS Zenons	01	BJSS Ridzene DSN	55.68	597	26.29	55.68
37.	HOELBLING Alexander	01	ATUS Knittelfeld	55.76	595	26.51	55.76
38.	RICHARDS Owen	01	Swim Wales	55.85	592	27.17	55.85
39.	HUSQUINET Paul	02	Liege Mosan	56.00	587	26.69	56.00
40.	AL TUWAIJARI Mustafa	02	Brabo Zwemclub Antwerpen	56.18	582	26.83	56.18
41.	SIRBIKE Domas	01	SV Nikar Heidelberg	56.24	580	27.55	56.24
42.	AH WAN Lenel	02	Plymouth Leander SC	56.38	575	26.84	56.38
43.	VAN DEN BOSSCHE Yann	01	Fed. Luxembourgeoise de Natation	56.55	570	26.97	56.55
44.	SOVJANI Davide	01	AS Merano	56.75	564	27.18	56.75
45.	SAVVA Theo	02	Swim Wales	56.87	561	27.37	56.87
46.	BRUHA Jonas	01	Sport-Union Annen e.V.	57.00	557	26.67	57.00
47.	STEFFENS Lennart	01	SG Bayer	57.02	556 *	27.45	57.02
48.	IVUSKANS Reinis Ricards	02	BJSS Ridzene DSN	57.14	553 *	27.21	57.14
49.	AH WAN Hayden	02	Plymouth Leander SC	57.24	550 *	27.09	57.24
50.	VELLEN Nicolas	02	SG Neuss	57.56	541 *	27.66	57.56
51.	WERNER Nick	01	SSG Saar Max Ritter	57.58	540 *	27.49	57.58
52.	NASINI Michele	02	Polisportiva Comunale Riccione	57.81	534 *	27.77	57.81
53.	WIRTH David	02	Schwammclub Deifferdang	58.08	526 *	27.84	58.08
54.	SKALSKI Maximilian	02	TV 1843 Dillenburg	58.33	520 *	27.72	58.33
55.	BANKY Jordan	01	Swimming Luxembourg	58.69	510 *	27.65	58.69
56.	LISOVSKIS Aleksandrs	02	BJSS Ridzene DSN	59.29	495 *	27.77	59.29
57.	MBAREK Sammy	02	SC Neustadt/Weinstr.	59.35	493 *	27.79	59.35
58.	BROCKHAUS Robin	01	1. Paderborner SV	59.96	478 *	27.75	59.96
DNS	ASHLEY-SPARKS Freddie	02	Plymouth Leander SC				
DNS	MASCARENHAS Henrique	01	Plymouth Leander SC				
DNS	ENDERS Lennart	01	SC Wiesbaden 1911				



FLNS
LUXEMBOURGFédération Luxembourgeoise
de Natation et de Sauvetage

LUXEMBOURG

LET'S MAKE IT HAPPEN

21st Luxembourg Euro Meet 2019
Luxembourg, 25th - 27th January 2019

Event 35, Boys, 100m Freestyle, Prelim, Junior

Rank	YB		Time	Pts	50m	100m
WDR STOLK Ivo	01	KNZB-OC				

Youth

1. NICKELSEN Rasmus	03	Denmark Junior	52.87	698	25.04	52.87
2. PETROCHUK Illya	03	Lutsk	53.13	688	25.50	53.13
3. ZHURAVEL Nazar	03	WKS Slask	53.37	679	25.76	53.37
4. EICHLER Adrian	03	SC Wiesbaden 1911	54.10	651	26.24	54.10
5. GALLAGHER Dylan	03	Swim Wales	54.87	624	26.35	54.87
6. CANARELLI Baptiste	03	Collectif Nouvelle-Aquitaine	55.14	615	26.74	55.14
7. DALEIDEN CIUFERRI Ralph	03	Fed. Luxembourgeoise de Natation	55.34	609	26.53	55.34
8. STREEFLAND Keanu	03	KNZB-OC	55.43	606	26.92	55.43
9. SUE Jona Finn	03	Hannoverscher SV 1892	55.49	604	27.04	55.49
10. HART James	04	Plymouth Leander SC	55.71	597	27.49	55.71
11. BOKOV Rodion	03	Swimming Luxembourg	55.89	591	27.04	55.89
12. VAN ROMPAEY Senne	03	Brabo Zwemclub Antwerpen	56.18	582	26.84	56.18
13. SNIEDZE Ricards Janis	03	BJSS Ridzene DSN	56.29	578	27.17	56.29
14. GRIFFITHS Alex	03	Swim Wales	56.32	577	26.87	56.32
15. MAIER Nelson	03	TV Gut Heil Billstedt	56.34	577	26.88	56.34
16. KOSTIKOV Yaroslav	04	Youth of Moscow	56.67	567	27.50	56.67
17. JAAS Jeff	04	Fed. Luxembourgeoise de Natation	56.95	558	27.31	56.95
18. GUERIN Lucas	04	Collectif Nouvelle-Aquitaine	57.10	554	27.62	57.10
19. REMACLE Hugo	03	District Liege Namur Luxembourg	57.33	547	27.80	57.33
20. EPNER Moritz	03	SC Wiesbaden 1911	57.38	546	27.33	57.38
21. SONNENBERG Philipp	04	SC Neustadt/Weinstr.	57.42	545	27.51	57.42
22. SCHMIDIGER Ian	03	Swim Team Lucerne	57.64	539	27.46	57.64
23. SCHWICK Maximilian	04	Dresdner SC 1898 e.V.	57.67	538	27.44	57.67
24. VAN AGGELEN Tobias	04	SG Neuss	57.68	537	27.85	57.68
25. WASHBURN Finlay	04	Plymouth Leander SC	57.72	536	27.27	57.72
26. DE COOMAN Francois-Clement	04	District Liege Namur Luxembourg	57.82	534	27.89	57.82
27. GDANIEC Hubert	04	Plymouth Leander SC	58.02	528	28.26	58.02
28. BOURCKEL Mike	03	Cercle de Natation Wiltz	58.24	522	27.73	58.24
29. EIPL Tim	03	SG Poseidon Eppelheim	58.27	521	27.79	58.27
30. LANNERS Nicolas	04	Fed. Luxembourgeoise de Natation	58.51	515	28.12	58.51
31. CONSTANTINO CAEIRO Diogo	03	Cercle de Natation Dudelange	58.54	514	28.31	58.54
32. CHRISTIN Matthieu Nathan	03	Youth of Moscow	58.66	511	28.35	58.66
33. FERREIRA DO COUTO Goncalo	04	Cercle des Nageurs de Sion	58.72	509	27.32	58.72
34. GANZEY Egor	03	Russia Ugra	58.98	503	28.37	58.98
35. FRANCOIS Mathias	03	District Liege Namur Luxembourg	59.02	502	28.45	59.02
36. NORTH Oscar	03	Plymouth Leander SC	59.25	496	28.52	59.25
37. DANTHINE Zacharie	04	Cercle Royal de Natation Arlonais	59.33	494	28.73	59.33
38. BERNARDI Andrea	03	Polisportiva Comunale Riccione	59.38	493	28.29	59.38
39. BERTUZZI Valentin	04	Herstalnatation	59.41	492	28.35	59.41
40. GILLARD Remi	03	Cercle Royal de Natation Arlonais	59.87	481	28.93	59.87
41. LOURTIE Theo	04	District Liege Namur Luxembourg	59.89	480	28.90	59.89
42. KIRCH Felix	03	Cercle de Natation Dudelange	1:00.56	464 *	28.62	1:00.56
43. STIEF Fabio	03	SC Neustadt/Weinstr.	1:00.76	460 *	29.24	1:00.76
44. SIMAO NOGUEIRA Joao	04	Schwammclub Deifferdang	1:01.35	447 *	29.40	1:01.35
45. SMIT Luca	03	SC Wiesbaden 1911	1:01.57	442 *	29.24	1:01.57
46. NAEF Marcel	03	Swim Team Lucerne	1:02.33	426 *	29.75	1:02.33
DNS WANTEN Bernd	04	Brabo Zwemclub Antwerpen				
DNS GORDO Salvador	03	Plymouth Leander SC				
DNS LAVEN Henrik	03	SC Neustadt/Weinstr.				





FLNS
LUXEMBOURG



Fédération Luxembourgeoise
de Natation et de Sauvetage

LUXEMBOURG
LET'S MAKE IT HAPPEN

21st Luxembourg Euro Meet 2019
Luxembourg, 25th - 27th January 2019

Event 35, Boys, 100m Freestyle, Prelim, Youth

Rank	YB		Time	Pts	50m	100m
DNS	SUCH	Thijs Oscar	03	SC Wiesbaden 1911		





Fédération Luxembourgeoise
de Natation et de Sauvetage



21st Luxembourg Euro Meet 2019
Luxembourg, 25th - 27th January 2019

Event 29 27.01.2019	Men, 100m Breaststroke sponsored by: Sales-Lentz				Open Results Swim Off Prelim
Meet Record	58.94	PEATY Adam	GBR	Luxembourg	29.01.2017
World Record	57.10	PEATY Adam	GBR	Glasgow (GBR)	04.08.2018
European Record	57.10	PEATY Adam	GBR	Glasgow (GBR)	04.08.2018
Open 19 +: 1:08.65 / Junior 17 - 18: 1:12.65 / Youth 15 - 16: 1:15.00					

Points: FINA 2018

Rank		YB		Time	Pts	50m	100m
1.	TKACHUK Maksim	03	Lutsk	1:10.32	536	32.28	1:10.32
2.	ROLKO Ricky	99	Fed. Luxembourgeoise de Natation	1:10.98	521 *	33.15	1:10.98





Fédération Luxembourgeoise
de Natation et de Sauvetage

21st Luxembourg Euro Meet 2019
Luxembourg, 25th - 27th January 2019



6 - Sunday afternoon

27.01.2019 - 15:55

Event 126
27.01.2019 - 16:30

Women, 400m Freestyle
sponsored by: Cactus

Open
Results Final

Meet Record	4:07.94	BELMONTE Mireia	ESP	Luxembourg	31.01.2016
World Record	3:56.46	LEDECKY Kathleen	USA	Rio (BRA)	07.08.2016
European Record	3:59.15	PELLEGRINI Federica	ITA	Rome (ITA)	26.07.2009

Points: FINA 2018

Rank	YB				Time				Pts
1.	89 Iron Swim				4:13.84				808
	50m: 29.77	29.77	150m: 1:34.09	32.12	250m: 2:38.85	32.43	350m: 3:43.53	32.20	
	100m: 1:01.97	32.20	200m: 2:06.42	32.33	300m: 3:11.33	32.48	400m: 4:13.84	30.31	
2.	99 Nova Centurion SC				4:14.33				803
	50m: 29.99	29.99	150m: 1:34.12	32.05	250m: 2:38.52	32.24	350m: 3:43.05	32.06	
	100m: 1:02.07	32.08	200m: 2:06.28	32.16	300m: 3:10.99	32.47	400m: 4:14.33	31.28	
3.	02 Swim England East Midlands				4:18.39				766
	50m: 29.53	29.53	150m: 1:34.43	32.68	250m: 2:40.51	33.06	350m: 3:46.80	33.13	
	100m: 1:01.75	32.22	200m: 2:07.45	33.02	300m: 3:13.67	33.16	400m: 4:18.39	31.59	
4.	00 Aalborg Svoemmeklub				4:18.79				762
	50m: 29.65	29.65	150m: 1:34.48	32.62	250m: 2:40.14	32.89	350m: 3:46.58	33.05	
	100m: 1:01.86	32.21	200m: 2:07.25	32.77	300m: 3:13.53	33.39	400m: 4:18.79	32.21	
5.	03 Swim England East Midlands				4:21.54				739
	50m: 29.59	29.59	150m: 1:35.52	32.96	250m: 2:41.45	32.87	350m: 3:48.95	33.46	
	100m: 1:02.56	32.97	200m: 2:08.58	33.06	300m: 3:15.49	34.04	400m: 4:21.54	32.59	
6.	03 Swim England East Midlands				4:22.86				727
	50m: 30.23	30.23	150m: 1:37.06	33.51	250m: 2:44.48	33.37	350m: 3:51.28	32.72	
	100m: 1:03.55	33.32	200m: 2:11.11	34.05	300m: 3:18.56	34.08	400m: 4:22.86	31.58	
7.	04 Swim England East Midlands				4:23.12				725
	50m: 30.46	30.46	150m: 1:36.46	33.23	250m: 2:43.92	33.66	350m: 3:50.79	33.36	
	100m: 1:03.23	32.77	200m: 2:10.26	33.80	300m: 3:17.43	33.51	400m: 4:23.12	32.33	
8.	03 Swim England East Midlands				4:26.92				695
	50m: 30.00	30.00	150m: 1:36.48	33.54	250m: 2:45.26	34.50	350m: 3:54.06	34.15	
	100m: 1:02.94	32.94	200m: 2:10.76	34.28	300m: 3:19.91	34.65	400m: 4:26.92	32.86	
9.	02 Plymouth Leander SC				4:28.49				683
	50m: 31.03	31.03	150m: 1:37.68	33.86	250m: 2:45.82	34.13	350m: 3:54.60	34.47	
	100m: 1:03.82	32.79	200m: 2:11.69	34.01	300m: 3:20.13	34.31	400m: 4:28.49	33.89	
10.	01 Denmark Senior				4:30.88				665
	50m: 31.15	31.15	150m: 1:39.35	34.43	250m: 2:48.15	34.41	350m: 3:57.31	34.83	
	100m: 1:04.92	33.77	200m: 2:13.74	34.39	300m: 3:22.48	34.33	400m: 4:30.88	33.57	





Fédération Luxembourgeoise
de Natation et de Sauvetage



21st Luxembourg Euro Meet 2019
Luxembourg, 25th - 27th January 2019

Event 127 Men, 400m Freestyle Open
27.01.2019 - 16:37 sponsored by: Cactus Results Final

Meet Record	3:48.68	ROMANCHUK Mykhaylo	UKR	Luxembourg	28.01.2018
World Record	3:40.07	BIEDERMANN Paul	GER	Rome (ITA)	26.07.2009
European Record	3:40.07	BIEDERMANN Paul	GER	Rome (ITA)	26.07.2009

Points: FINA 2018

Rank			YB			Time			Pts
1.	ROMANCHUK Mykhaylo		96	Energy Standard		3:50.76			867
	50m:	27.11 27.11	150m:	1:24.69 28.82	250m:	2:23.27 29.19	350m:	3:21.88 29.17	
	100m:	55.87 28.76	200m:	1:54.08 29.39	300m:	2:52.71 29.44	400m:	3:50.76 28.88	
2.	ZELLMANN Poul		95	SG Essen		3:53.36			838
	50m:	26.45 26.45	150m:	1:24.23 29.28	250m:	2:23.90 29.96	350m:	3:24.11 30.22	
	100m:	54.95 28.50	200m:	1:53.94 29.71	300m:	2:53.89 29.99	400m:	3:53.36 29.25	
3.	MAKSUMOV Ernest		97	Moscow Club		3:54.55			825
	50m:	27.81 27.81	150m:	1:27.26 29.88	250m:	2:27.29 29.93	350m:	3:26.76 29.43	
	100m:	57.38 29.57	200m:	1:57.36 30.10	300m:	2:57.33 30.04	400m:	3:54.55 27.79	
4.	FROLOV Sergiy		92	Energy Standard		3:54.67			824
	50m:	27.61 27.61	150m:	1:27.42 29.97	250m:	2:27.51 29.71	350m:	3:26.92 29.34	
	100m:	57.45 29.84	200m:	1:57.80 30.38	300m:	2:57.58 30.07	400m:	3:54.67 27.75	
5.	ZIRK Kregor		99	Energy Standard		3:57.10			799
	50m:	27.03 27.03	150m:	1:27.41 30.08	250m:	2:27.95 30.07	350m:	3:27.91 29.73	
	100m:	57.33 30.30	200m:	1:57.88 30.47	300m:	2:58.18 30.23	400m:	3:57.10 29.19	
6.	ZHIKHAREV Petr		99	Youth of Moscow		3:58.89			781
	50m:	27.60 27.60	150m:	1:27.75 30.04	250m:	2:28.56 30.43	350m:	3:30.15 30.85	
	100m:	57.71 30.11	200m:	1:58.13 30.38	300m:	2:59.30 30.74	400m:	3:58.89 28.74	
7.	SCHMIDT Danny		01	Hessischer Schwimm-Verband		4:00.51			766
	50m:	27.70 27.70	150m:	1:27.76 30.40	250m:	2:28.99 30.64	350m:	3:31.02 31.25	
	100m:	57.36 29.66	200m:	1:58.35 30.59	300m:	2:59.77 30.78	400m:	4:00.51 29.49	
8.	BETH Silas		03	SG Bad Schwartau		4:02.75			745
	50m:	27.48 27.48	150m:	1:28.56 30.82	250m:	2:30.10 30.69	350m:	3:32.55 31.37	
	100m:	57.74 30.26	200m:	1:59.41 30.85	300m:	3:01.18 31.08	400m:	4:02.75 30.20	
9.	GIOVANNONI Ivan		02	Tiro a Volo Nuoto		4:03.51			738
	50m:	27.67 27.67	150m:	1:30.21 31.35	250m:	2:32.61 30.90	350m:	3:34.85 30.81	
	100m:	58.86 31.19	200m:	2:01.71 31.50	300m:	3:04.04 31.43	400m:	4:03.51 28.66	
10.	BEELEY Tom		99	Plymouth Leander SC		4:09.94			682
	50m:	27.41 27.41	150m:	1:28.97 31.19	250m:	2:32.63 32.01	350m:	3:38.12 32.57	
	100m:	57.78 30.37	200m:	2:00.62 31.65	300m:	3:05.55 32.92	400m:	4:09.94 31.82	





Fédération Luxembourgeoise
de Natation et de Sauvetage



21st Luxembourg Euro Meet 2019
Luxembourg, 25th - 27th January 2019

Event 128 Women, 100m Breaststroke Open
27.01.2019 - 15:55 sponsored by: Cactus Results Finals

Meet Record	1:07.26	MEILUTYTE Ruta	LTU	Luxembourg	20.01.2013
World Record	1:04.13	KING Lillia C	USA	Budapest (HUN)	25.07.2017
European Record	1:04.35	MEILUTYTE Ruta	LTU	Barcelona (ESP)	29.07.2013

Points: FINA 2018

Rank	YB		Time	Pts	50m	100m
Final A						
1.	CARRARO Martina	93 Italian Swimming Federation	1:07.35	863	31.91	1:07.35
2.	ELENDT Anna	01 Hessischer Schwimm-Verband	1:09.57	783	32.72	1:09.57
3.	STEIGER Jessica	92 VFL Gladbeck 1921	1:09.82	774	33.41	1:09.82
4.	SCARCELLA Ilaria	93 C.C. Aniene	1:10.19	762	32.87	1:10.19
5.	TEDESCHI Sofia	97 Tiro a Volo Nuoto	1:10.28	759	32.57	1:10.28
6.	METZ Rosey	01 KNZB-OC	1:10.43	754	33.28	1:10.43
7.	BLOMSTERBERG Thea	02 Denmark Junior	1:10.68	746	33.35	1:10.68
8.	RUHNAU Alice	95 SG Essen	1:12.04	705	33.04	1:12.04
9.	HERKLE Kim	03 SV Cannstatt 1898 e.V.	1:12.64	688	34.55	1:12.64
10.	SCHIMMEL Hilja	03 Team West	1:12.89	681	34.81	1:12.89
Final B						
11.	BROEKHOVEN Lana	03 Plymouth Leander SC	1:12.46	693	33.73	1:12.46
12.	JUNG Maïke	02 Swimteam Heddos	1:12.73	685	34.59	1:12.73
13.	KRONIGER Anna	00 SV Blau-Weiss Bochum	1:13.18	672	34.77	1:13.18
14.	STAUDINGER Sara	99 Schwimmclub Uster Wallisellen	1:13.35	668	34.84	1:13.35
15.	FLETCHER Cira	98 Nova Centurion SC	1:13.45	665	35.53	1:13.45
16.	MAZZONI Samanta	01 Polisportiva Comunale Riccione	1:13.56	662	34.06	1:13.56
17.	PICHLER Nicole	95 ATUS Graz	1:13.79	656	35.02	1:13.79
18.	GAARD Regitze	01 Denmark Senior	1:13.80	656	34.80	1:13.80
19.	KOOP Marina	00 VFL Gladbeck 1921	1:15.63	609	35.44	1:15.63
20.	DUPONT Zia	02 FFN Ouest	1:15.94	602	35.17	1:15.94





Fédération Luxembourgeoise
de Natation et de Sauvetage



21st Luxembourg Euro Meet 2019
Luxembourg, 25th - 27th January 2019

Event 129 27.01.2019 - 15:59	Men, 100m Breaststroke sponsored by: Sales-Lentz				Open Results Finals
Meet Record	58.94	PEATY Adam	GBR	Luxembourg	29.01.2017
World Record	57.10	PEATY Adam	GBR	Glasgow (GBR)	04.08.2018
European Record	57.10	PEATY Adam	GBR	Glasgow (GBR)	04.08.2018

Points: FINA 2018

Rank	YB		Time	Pts	50m	100m	
Final A							
1.	MARTINENGIH Nicolò	99	Italian Swimming Federation	59.37	891	27.57	59.37
2.	KAMMINGA Arno	95	KNZB	1:00.30	850	28.49	1:00.30
3.	SCOZZOLI Fabio	88	Italian Swimming Federation	1:01.10	817	28.14	1:01.10
4.	PILGER Maximilian	96	SG Essen	1:01.68	794	28.74	1:01.68
5.	TITENIS Giedrius	89	Lithuanian Swimming Federation	1:02.09	778	28.80	1:02.09
6.	STRILETS Ivan	98	Ukrainian Swimming Federation	1:02.17	775	28.84	1:02.17
7.	KOPTIELOV Mykyta	99	Ukrainian Swimming Federation	1:02.47	764	29.04	1:02.47
8.	MATZERATH Lucas	00	Hessischer Schwimm-Verband	1:03.57	725	29.36	1:03.57
9.	GREVE Philip	98	Farum	1:04.05	709	29.16	1:04.05
DSQ	KOCH Marco	90	Hessischer Schwimm-Verband				

B14 - did not touch the wall with both hands simultaneously and separated at the turn / finish (SW 7.6) (Time: 16:58)

Final B							
11.	PETRASHOV Denis	00	Kyrgyz Republic Swimming Federation	1:03.10	742	30.16	1:03.10
12.	KRYZHANIVSKYI Rostyslav	04	Ukrainian Swimming Federation	1:03.25	736	30.20	1:03.25
13.	BRYAN Connor	00	Swim Wales	1:03.36	733	29.59	1:03.36
14.	CHILLINGWORTH Adam	97	Plymouth Leander SC	1:03.57	725	30.17	1:03.57
15.	KUEHLING Alexander	97	SG Bayer	1:04.40	698	30.02	1:04.40
16.	LEWIS James	98	Swim Wales	1:04.43	697	30.46	1:04.43
17.	WILLIM Yannis Merlin	99	SG Bayer	1:04.74	687	30.44	1:04.74
18.	KRESS Phillip	02	SG Poseidon Eppelheim	1:05.44	665	30.96	1:05.44
19.	TKACHUK Maksim	03	Lutsk	1:05.96	649	31.39	1:05.96
20.	SKRYDSTRUP Aksel	01	Aarhus Swim	1:06.74	627	31.32	1:06.74





Fédération Luxembourgeoise
de Natation et de Sauvetage



21st Luxembourg Euro Meet 2019
Luxembourg, 25th - 27th January 2019

Event 130
27.01.2019 - 16:02

Women, 200m Backstroke
sponsored by: Rosport

Open
Results Finals

Meet Record	2:09.95	ZEVINA Daryna	UKR	Luxembourg	31.01.2016
World Record	2:04.06	FRANKLIN Melissa	USA	London (GBR)	03.08.2012
European Record	2:04.94	FESIKOVA Anastasia	RUS	Rome (ITA)	01.08.2009

Points: FINA 2018

Rank		YB		Time	Pts	50m	100m	150m	200m
Final A									
1.	HOSSZU Katinka	89	Iron Swim	2:11.82	833	31.38	1:04.96	1:38.66	2:11.82
2.	MENSING Jenny	86	Hessischer Schwimm-Verband	2:14.84	778	31.69	1:05.44	1:40.06	2:14.84
3.	RAMATELLI Giulia	00	Tiro a Volo Nuoto	2:14.88	778	32.28	1:05.89	1:40.05	2:14.88
4.	OSRIN Honey	03	Plymouth Leander SC	2:16.40	752	32.29	1:07.40	1:42.69	2:16.40
5.	PARUSCIO Letizia	96	C.C. Aniene	2:16.67	747	32.01	1:06.36	1:41.55	2:16.67
6.	SCALIA Silvia	95	Italian Swimming Federation	2:19.51	703	31.70	1:07.08	1:43.33	2:19.51
7.	SOERENSEN Karoline	02	Denmark Junior	2:21.60	672	32.22	1:07.57	1:44.59	2:21.60
8.	WOLTER Celine	04	Dresdner SC 1898 e.V.	2:21.72	670	32.69	1:08.54	1:46.03	2:21.72
9.	WIECZOREK Rieke	03	Hessischer Schwimm-Verband	2:23.37	647	32.89	1:09.52	1:46.86	2:23.37
10.	BANKY Jacqueline	96	Fed. Luxembourgeoise de Natation	2:26.72	604	32.65	1:09.42	1:47.80	2:26.72
Final B									
11.	TASZHANOVA Diana	04	Dostyk Aktobe	2:22.52	659	32.70	1:08.15	1:45.06	2:22.52
12.	APUSHKINSKAYA Anna	04	SSG Saar Max Ritter	2:24.23	636	33.20	1:09.46	1:47.31	2:24.23
13.	FORSS Trine	03	Team West	2:24.36	634	33.42	1:10.02	1:47.61	2:24.36
14.	PATEL Maana	00	Glenmark Aquatic Foundation	2:25.04	625	32.54	1:08.42	1:47.45	2:25.04
15.	HANQUET Marion	01	Team West	2:25.50	619	34.63	1:11.36	1:48.59	2:25.50
16.	MUELLER Selina	98	SC Wiesbaden 1911	2:25.51	619	33.96	1:10.67	1:48.64	2:25.51
17.	TREGOAT Angeline	02	FFN Ouest	2:25.80	616	33.78	1:10.55	1:48.48	2:25.80
18.	PALMUND Liva	02	Denmark Junior	2:26.57	606	33.57	1:10.88	1:48.84	2:26.57
19.	ORMIERES Sephora	02	FFN Ouest	2:29.32	573	34.34	1:11.33	1:50.43	2:29.32
20.	CLERC Enola	03	Canards La Rochelle	2:30.71	557	35.41	1:13.39	1:52.84	2:30.71





Fédération Luxembourgeoise
de Natation et de Sauvetage



21st Luxembourg Euro Meet 2019
Luxembourg, 25th - 27th January 2019

Event 131

27.01.2019 - 16:06

Men, 200m Backstroke

sponsored by: Rosport

Open

Results Finals

Meet Record	1:59.63	CICCARESE Christopher	ITA	Luxembourg	29.01.2017
World Record	1:51.92	PEIRSOL Aaron	USA	Rome (ITA)	31.07.2009
European Record	1:53.36	RYLOV Evgeny	RUS	Glasgow (GBR)	08.08.2018

Points: FINA 2018

Rank		YB		Time	Pts	50m	100m	150m	200m
Final A									
1.	GLINTA Robert-Andrei	97	Romania	2:01.80	775	27.32	58.03	1:29.43	2:01.80
2.	MORA Lorenzo	98	Ass. Amici Del Nuoto Vigili Del Fuc	2:03.78	739	28.47	59.99	1:32.28	2:03.78
3.	ZIEMANN Felix	97	SC Wiesbaden 1911	2:05.41	710	29.11	1:01.09	1:33.60	2:05.41
4.	BELLAY Mathieu	97	Vikings de Rouen	2:07.07	683	29.43	1:01.54	1:34.41	2:07.07
5.	FOELDHAZI David	95	Iron Swim	2:07.39	678	29.04	1:01.56	1:34.75	2:07.39
6.	DE GROOT Samuel	99	ASPTT Limoges	2:07.69	673	29.69	1:01.97	1:35.03	2:07.69
7.	JANSEN Thomas	01	KNZB-OC	2:08.66	658	29.30	1:02.62	1:36.17	2:08.66
8.	BRENNER Luccas Dam	01	Denmark Junior	2:08.90	654	30.21	1:03.20	1:36.61	2:08.90
9.	FRANCKX Stan	02	Flanders	2:10.11	636	29.57	1:01.63	1:35.72	2:10.11
10.	JODIN Mateo	01	FFN Ouest	2:10.73	627	30.05	1:03.54	1:37.69	2:10.73
Final B									
11.	REES Michael	00	Nova Centurion SC	2:08.48	661	29.93	1:02.63	1:35.77	2:08.48
12.	NISSEN Jakob Strunge	02	Denmark Junior	2:09.01	652	30.18	1:03.37	1:37.20	2:09.01
13.	TRUMPA Adrian	00	SG Poseidon Eppelheim	2:09.73	642	29.74	1:03.15	1:36.87	2:09.73
14.	ZLATIC Lazar	94	Iron Swim	2:10.60	629	29.39	1:02.84	1:36.82	2:10.60
15.	PEDERSEN Nicklas Oes	02a	Denmark Junior	2:12.41	603	30.14	1:03.58	1:38.53	2:12.41
16.	SPEAKMAN Zachariah	02	Swim Wales	2:13.83	584	29.89	1:03.63	1:39.33	2:13.83
17.	DULONDEL Louis	98	Vikings de Rouen	2:14.06	581	30.62	1:04.52	1:39.61	2:14.06
18.	SCHMITZ Timon	02	SG Neuss	2:14.59	575	30.94	1:05.00	1:40.04	2:14.59
19.	DURIEUX Yannick	02	CD54 Natation	2:15.19	567	31.45	1:05.13	1:40.28	2:15.19
20.	PLOWMAN Archie	01	Swim England East Midlands	2:17.38	540	32.44	1:06.86	1:42.48	2:17.38



FLNS
LUXEMBOURGFédération Luxembourgeoise
de Natation et de Sauvetage

LUXEMBOURG

LET'S MAKE IT HAPPEN

21st Luxembourg Euro Meet 2019
Luxembourg, 25th - 27th January 2019Event 132
27.01.2019 - 16:10Women, 200m Medley
sponsored by: RosportOpen
Results Finals

Meet Record	2:10.46	HOSSZU Katinka	HUN	Luxembourg	28.01.2017
World Record	2:06.12	HOSSZU Katinka	HUN	Kazan (RUS)	03.08.2015
European Record	2:06.12	HOSSZU Katinka	HUN	Kazan (RUS)	03.08.2015

Points: FINA 2018

Rank	YB	Time	Pts	50m	100m	150m	200m	
Final A								
1.	HOSSZU Katinka 89	Iron Swim	2:11.99	872	28.80	1:02.76	1:41.16	2:11.99
2.	UGOLKOVA Maria 89	Schwimmclub Uster Wallisellen	2:13.88	835	28.75	1:02.43	1:41.78	2:13.88
3.	STEPHENS Laura 99	Plymouth Leander SC	2:17.49	771	28.67	1:03.70	1:45.26	2:17.49
4.	VERRASZTO Evelyn 89	Team Hungary	2:18.21	759	29.17	1:04.66	1:47.15	2:18.21
5.	PALLESEN Victoria Haah02	Denmark Junior	2:21.66	705	30.49	1:07.43	1:48.64	2:21.66
6.	GLENISTER Michaella 02	Swim England East Midlands	2:21.98	700	30.77	1:08.07	1:48.93	2:21.98
7.	VILLESEN Katrine Bukh 00	Aalborg Svoemmeklub	2:22.03	700	30.68	1:07.29	1:49.89	2:22.03
8.	HERKLE Kim 03	SV Cannstatt 1898 e.V.	2:22.91	687	31.04	1:08.99	1:49.49	2:22.91
9.	EBBESEN Elisabeth Sab02	Denmark Junior	2:24.86	659	30.34	1:08.06	1:52.54	2:24.86
10.	DUUS Mia Steen 01	Denmark Senior	2:25.11	656	29.99	1:09.34	1:51.38	2:25.11
Final B								
11.	COLBERT Freya 04	Swim England East Midlands	2:19.71	735	30.36	1:06.51	1:46.89	2:19.71
12.	BROEKHOVEN Lana 03	Plymouth Leander SC	2:22.79	689	30.89	1:08.36	1:48.45	2:22.79
13.	ASPRISSI Karen 02	Team Insubrika	2:23.26	682	29.52	1:06.07	1:49.65	2:23.26
14.	HUBER Annika 03	VFL Sindelfingen	2:23.70	676	30.88	1:08.00	1:49.71	2:23.70
15.	DAVIES Erin 03	Swim Wales	2:24.07	670	31.21	1:07.70	1:49.88	2:24.07
16.	HAWORTH Tara 99	Edinburgh University	2:24.20	669	29.92	1:07.19	1:50.17	2:24.20
17.	BLOMSTERBERG Thea 02	Denmark Junior	2:25.42	652	31.38	1:11.23	1:50.58	2:25.42
18.	FRANQUINET Ambre 04	Liege Mosan	2:25.59	650	31.78	1:09.80	1:51.25	2:25.59
19.	JUNG Maike 02	Swimteam Heddos	2:28.46	613	31.67	1:12.21	1:53.25	2:28.46
DSQ	KRONIGER Anna 00	SV Blau-Weiss Bochum						

B14 - did not touch the wall with both hands simultaneously and separated at the turn / finish (SW 7.6) (Time: 16:15)





Fédération Luxembourgeoise
de Natation et de Sauvetage

21st Luxembourg Euro Meet 2019
Luxembourg, 25th - 27th January 2019



Event 133

27.01.2019 - 16:14

Men, 200m Medley
sponsored by: Sales-Lentz

Open
Results Finals

Meet Record	1:59.01	CSEH Laszlo	HUN	Luxembourg	30.01.2016
World Record	1:54.00	LOCHTE Ryan	USA	Shanghai (CHN)	28.07.2011
European Record	1:55.18	CSEH Laszlo	HUN	Rome (ITA)	29.07.2009

Points: FINA 2018

Rank		YB		Time	Pts	50m	100m	150m	200m
Final A									
1.	RAZZETTI Alberto	99	Italian Swimming Federation	2:01.89	818	25.79	57.97	1:33.34	2:01.89
2.	VERRASZTO David	88	Team Hungary	2:01.99	816	27.08	58.33	1:33.35	2:01.99
3.	STUPIN Maxim	00	Moscow Club	2:02.45	806	26.39	57.93	1:32.79	2:02.45
4.	KNIPPING Arjan	94	PSV	2:03.38	788	26.49	58.74	1:33.40	2:03.38
5.	STACCHIOTTI Raphael	92	Fed. Luxembourgeoise de Natation	2:03.90	778	26.22	58.47	1:35.00	2:03.90
6.	FLOHR Julius	95	Hessischer Schwimm-Verband	2:06.86	725	28.38	59.95	1:37.72	2:06.86
7.	SHEMBEREV Maksym	93	Azerbaijan	2:06.97	723	27.19	1:00.45	1:35.88	2:06.97
8.	STROEBEK Lucas Bruun	01	Denmark Junior	2:07.99	706	27.39	1:00.69	1:38.79	2:07.99
9.	EICH Alexander	02	Dresdner SC 1898 e.V.	2:10.99	659	27.31	1:00.36	1:38.79	2:10.99
10.	MANETSCH Lucas	96	Schwimmclub Uster Wallisellen	2:11.18	656	27.84	1:02.16	1:39.83	2:11.18
Final B									
11.	ELLEGAARD Arthur Daler	01	Denmark Junior	2:08.32	701	27.51	1:00.49	1:38.35	2:08.32
12.	KOST Tim Dennis	02	SV Nikar Heidelberg	2:09.92	675	28.49	1:02.56	1:39.64	2:09.92
13.	BLANCH Nicolas	97	Aalborg Svoemmeklub	2:10.43	667	27.45	1:01.72	1:40.15	2:10.43
14.	HOELBLING Alexander	01	ATUS Knittelfeld	2:10.85	661	27.85	1:01.49	1:40.26	2:10.85
15.	CHOOYIN Benjamin	02	Swim Wales	2:11.89	645	27.71	1:02.08	1:39.73	2:11.89
16.	CARNEIRO Joao	03	Swimming Luxembourg	2:12.97	630	28.10	1:03.82	1:42.26	2:12.97
17.	JODIN Mateo	01	FFN Ouest	2:13.40	624	27.17	1:01.19	1:41.64	2:13.40
18.	VALENTI Thomas	02	Polisportiva Comunale Riccione	2:13.43	623	27.36	1:00.49	1:41.39	2:13.43
19.	LE PAPE Thomas	03	FFN Ouest	2:14.78	605	28.92	1:04.73	1:43.86	2:14.78
DNS	ZDZIEBLO Piotr	02	WKS Slask						





Fédération Luxembourgeoise
de Natation et de Sauvetage



21st Luxembourg Euro Meet 2019
Luxembourg, 25th - 27th January 2019

Event 134 Women, 100m Freestyle Open
27.01.2019 - 16:18 sponsored by: Ministère des Sports Results Finals

Meet Record	53.21	SJOESTROEM Sarah	SWE	Luxembourg	29.01.2017
World Record	51.71	SJOESTROEM Sarah	SWE	Budapest (HUN)	23.07.2017
European Record	51.71	SJOESTROEM Sarah	SWE	Budapest (HUN)	23.07.2017

Points: FINA 2018

Rank	YB		Time	Pts	50m	100m	
Final A							
1.	SJOESTROM Sarah	93	Energy Standard	53.29	913	25.70	53.29
2.	KOST Nina	95	Schwimmclub Uster Wallisellen	54.63	848	26.19	54.63
3.	FERRAIOLI Erika	86	Italian Swimming Federation	55.54	807	26.72	55.54
4.	FOOS Reva	93	Hessischer Schwimm-Verband	55.57	805	26.90	55.57
5.	MROZINSKI Julia	00	SGS Hamburg	55.94	789	26.78	55.94
6.	DI PIETRO Silvia	93	Italian Swimming Federation	56.16	780	26.94	56.16
7.	HOEPINK Lisa	98	SG Essen	56.93	749	27.58	56.93
8.	MALUKA Ieva	03	BJSS Ridzene DSN	57.00	746	27.45	57.00
9.	UGOLKOVA Maria	89	Schwimmclub Uster Wallisellen	58.54	689	27.96	58.54
10.	HOSSZU Katinka	89	Iron Swim	59.19	666	28.19	59.19
Final B							
11.	EBBESEN Elisabeth Sabroe	02	Denmark Junior	56.51	766	27.37	56.51
12.	MASSON Rachel-Louise	95	Edinburgh University	56.63	761	27.44	56.63
13.	BORRA Giulia	01	Team Insubrika	57.22	738	27.47	57.22
14.	BIANCHI Ilaria	90	Italian Swimming Federation	57.58	724	27.39	57.58
15.	BARRETT Karoline	02	Denmark Junior	57.59	723	27.10	57.59
16.	PROUFF Faustine	88	Stade de Vanves	57.61	723	27.66	57.61
17.	LE BRIS Clara	03	FFN Ouest	57.65	721	27.92	57.65
18.	KLEYBOLDT Rosalie	03	SC Wiesbaden 1911	57.92	711	27.95	57.92
19.	PILHATSCH Caroline	99	AT Graz	57.98	709	27.64	57.98
20.	VAN ROON Valerie	98	KNZB	58.00	708	27.56	58.00



FLNS
LUXEMBOURGFédération Luxembourgeoise
de Natation et de Sauvetage

LUXEMBOURG

LET'S MAKE IT HAPPEN

21st Luxembourg Euro Meet 2019
Luxembourg, 25th - 27th January 2019

Event 135

27.01.2019 - 16:21

Men, 100m Freestyle

sponsored by: Ministère des Sports

Open

Results Finals

Meet Record	48.50	STJEPANOVIC Velimir	SRB	Luxembourg	31.01.2016
World Record	46.91	CIELO Cesar	BRA	Rome (ITA)	30.07.2009
European Record	47.12	BERNARD Alain	FRA	Rome (ITA)	30.07.2009

Points: FINA 2018

Rank	YB		Time	Pts	50m	100m	
Final A							
1.	SHEVTSOV Sergii	98	Energy Standard	49.39	856	23.46	49.39
2.	KOLESIKOV Kliment	00	Moscow Club	49.48	852	23.82	49.48
3.	DUBININ Vladimir	99	Moscow Club	49.62	844	23.96	49.62
4.	MIRESSI Alessandro	98	Italian Swimming Federation	50.09	821	24.05	50.09
5.	AERENTS Jasper	92	Brugse Zwem- & Reddingskring	50.25	813	23.74	50.25
6.	FILDEBRANDT Christoph	89	SSG Saar Max Ritter	50.31	810	24.38	50.31
7.	PUTS Jesse	94	KNZB	50.78	788	24.08	50.78
8.	MIROSLAW Rafael	01	SG HT16 Hamburg	50.99	778	24.31	50.99
9.	ZORZETTO Devid	00	Tiro a Volo Nuoto	51.12	772	24.48	51.12
10.	BURDISSO Frederico	01	Italian Swimming Federation	51.38	761	24.25	51.38
Final B							
11.	CHRISTENSEN Kevin Witt	95	Farum	50.70	792	24.42	50.70
12.	DOTTO Luca	90	Italian Swimming Federation	51.42	759	24.45	51.42
13.	GOOSEN Mathys	96	KNZB	51.46	757	24.58	51.46
14.	BUKHOV Vladyslav	02	Ukrainian Swimming Federation	51.49	756	24.28	51.49
15.	MANNES Max	97	Fed. Luxembourgeoise de Natation	51.60	751	24.82	51.60
16.	DINE MOREIRA Orhan	98	EN Tours	51.67	748	24.81	51.67
17.	HANSEN Andreas	00	Denmark Senior	51.88	739	24.85	51.88
18.	MELLEMA Berjen	98	KNZB-OC	52.06	731	25.11	52.06
19.	KAS'YAN Bogdan	97	Ukrainian Swimming Federation	52.13	728	24.75	52.13
20.	NOWOSAD Max	95	SG Neukoelln e.V. Berlin	52.52	712	25.16	52.52

